



EMIF04-2005QCF

IPAD™

EMI FILTER INCLUDING ESD PROTECTION

APPLICATIONS

Where EMI filtering in ESD sensitive equipment is required :

- Computers and printers
- Communication systems
- Mobile phones

DESCRIPTION

The EMIF04-2005QCF is a highly integrated device designed to suppress EMI/RFI noise in all systems subjected to electromagnetic interferences. Additionally, the EMIF04-2005QCF filter includes an ESD protection circuitry which prevents destruction when subjected to ESD discharge up to 15kV.

BENEFITS

- EMI symmetrical low-pass filter
- Low PCB space consuming: 4 mm²
- Very thin package < 1 mm
- High reliability offered by monolithic integration

COMPLIES WITH THE FOLLOWING STANDARDS:

IEC61000-4-2:

- 15kV (air discharge)
- 8kV (contact discharge)

MIL STD 883C Method 3015-6 Class 3:

- 25kV (human body test)

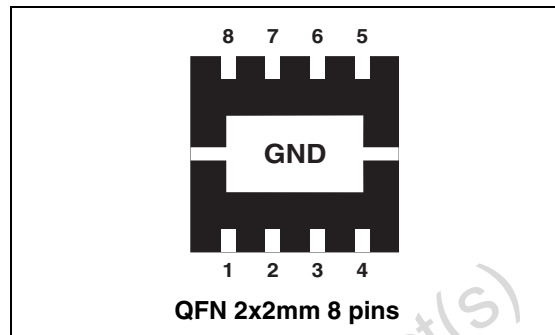


Table 1: Order Code

Part Number	Marking
EMIF04-2005QCF	E4

Figure 1: Pin Configuration

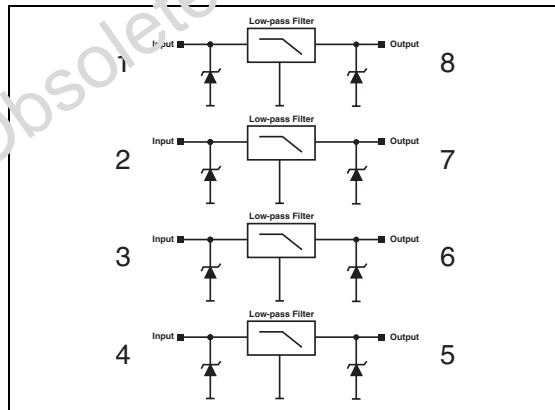
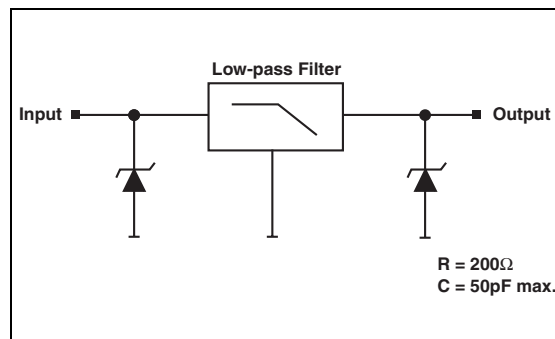


Figure 2: Basic Cell Configuration



TM: IPAD is a trademark of STMicroelectronics.

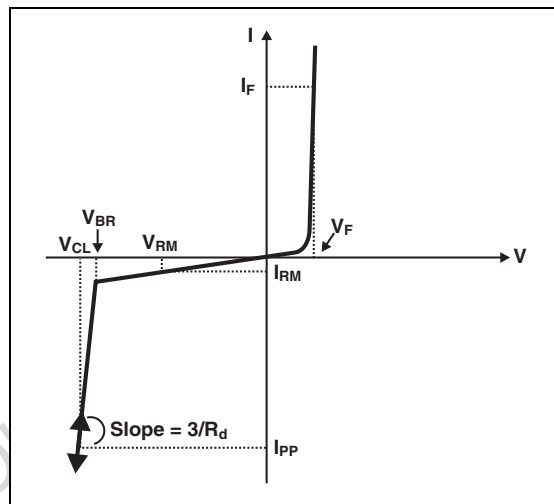
EMIF04-2005QCF

Table 2: Absolute Ratings ($T_{amb} = 25\text{ }^{\circ}\text{C}$)

Symbol	Parameter and test conditions		Value	Unit
V_{PP}	ESD discharge	EC61000-4-2 air discharge IEC61000-4-2 contact discharge	± 45 ± 8	kV
T_j	Junction temperature		125	$^{\circ}\text{C}$
T_{stg}	Storage temperature range		- 55 +150	$^{\circ}\text{C}$
T_{op}	Operating temperature range		- 40 to + 85	$^{\circ}\text{C}$
T_L	Maximum lead temperature for soldering during 10s at 5mm from case		260	$^{\circ}\text{C}$

Table 3: Electrical Characteristics ($T_{amb} = 25\text{ }^{\circ}\text{C}$)

Symbol	Parameter
V_{BR}	Breakdown voltage
I_{RM}	Leakage current @ V_{RM}
V_{RM}	Stand-off voltage
V_{CL}	Clamping voltage
I_{PP}	Peak pulse current
αT	Voltage temperature coefficient
V_F	Forward voltage drop
$R_{I/O}$	Series resistance between Input & Output
C_{line}	Input capacitance per line



Symbol	Test conditions	Min.	Typ.	Max.	Unit
V_{BR}	$I_R = 1\text{ mA}$	6	8	10	V
I_{RM}	$V_{RM} = 3\text{V per line}$			500	nA
R_d	$I_{PP} = 10\text{A}$, $t_p = 2.5\mu\text{s}$		1		Ω
$R_{I/O}$		180	200	220	Ω
C_{in}	@ 0V bias		45	50	pF

Figure 3: Filtering behavior

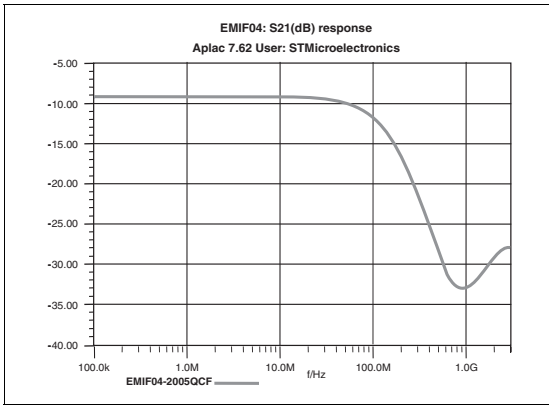


Figure 4: Capacitance versus reverse applied voltage

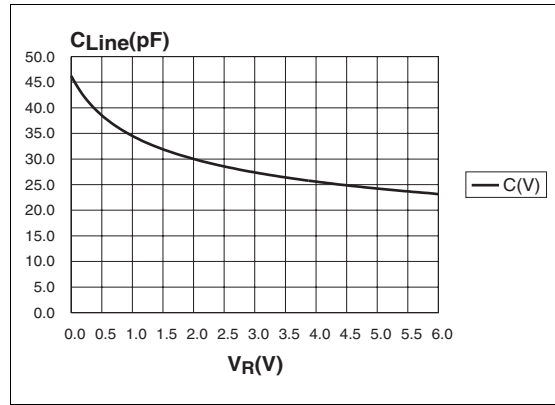


Figure 5: Ordering Information Scheme




Figure 6: QFN Package Mechanical Data

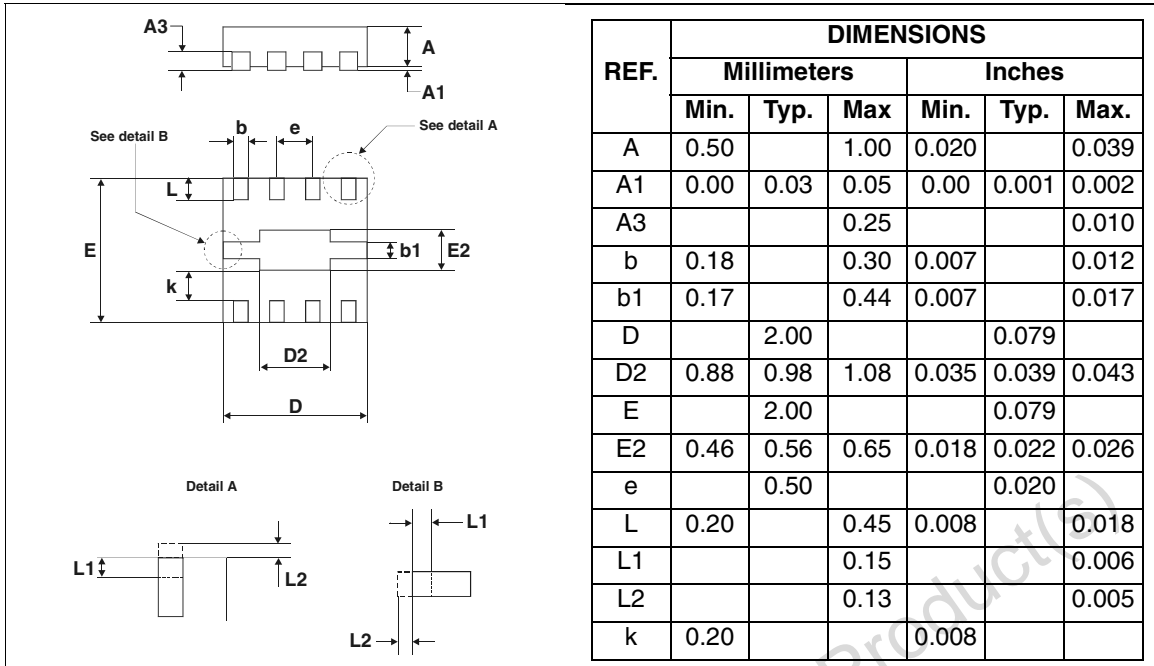


Figure 7: Foot Print Dimensions (in millimeters)

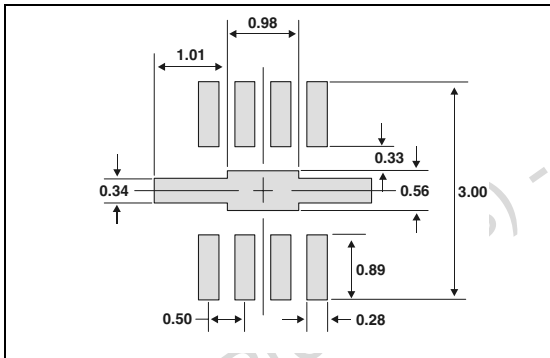


Table 4: Ordering Information

Ordering code	Marking	Package	Weight	Base qty	Delivery mode
EMIF04-2005QCF	E4	QFN 2x2 8 pins	8.4 mg	3000	Tape & reel

Note: Further packing information available in the application note
- AN1751: "EMI Filters: Recommendations and measurements"

Table 5: Revision History

Date	Revision	Description of Changes
Oct-2002	1A	First issue.
03-Jan-2005	2	Minor template update. No content change.
16-Mar-2005	3	QFN package mechanical data update: 1/ A min: 0.50 mm instead of 0.80 2/ A typ: deleted 3/ b1 max: 0.44 mm instead of 0.30
01-Apr-2005	4	QFN package mechanical data update: 1/ Reference Details A and B added

Information furnished is believed to be accurate and reliable. However, STMicroelectronics assumes no responsibility for the consequences of use of such information nor for any infringement of patents or other rights of third parties which may result from its use. No license is granted by implication or otherwise under any patent or patent rights of STMicroelectronics. Specifications mentioned in this publication are subject to change without notice. This publication supersedes and replaces all information previously supplied. STMicroelectronics products are not authorized for use as critical components in life support devices or systems without express written approval of STMicroelectronics.

The ST logo is a registered trademark of STMicroelectronics.
All other names are the property of their respective owners

© 2005 STMicroelectronics - All rights reserved

STMicroelectronics group of companies

Australia - Belgium - Brazil - Canada - China - Czech Republic - Finland - France - Germany - Hong Kong - India - Israel - Italy - Japan -
Malaysia - Malta - Morocco - Singapore - Spain - Sweden - Switzerland - United Kingdom - United States of America
www.st.com