


\*RoHS COMPLIANT



**BOURNS®**

## Features

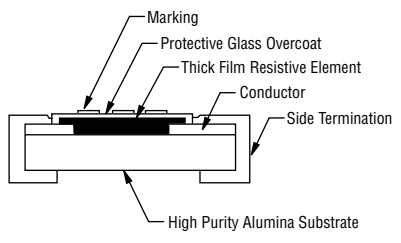
- RoHS compliant\*
- 4 isolated resistors in an 0804 size package
- E24 series from 10 ohms to 1 megohm
- Concave termination style
- Resistance tolerance  $\pm 5\%$
- Suitable for most types of soldering processes
- Paper tape on plastic reel for automatic placement

## Model CAT10 - Chip Resistor Array

### Characteristics

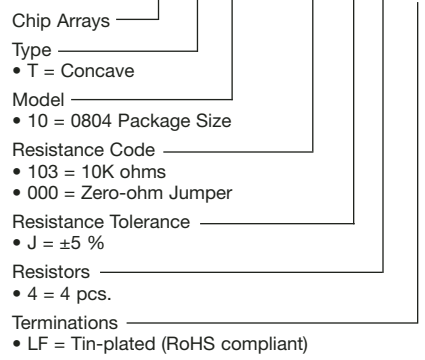
Number of Elements.....4 (isolated)  
 Power Rating per Resistor @ 70 °C .....31 mW  
 Package Power Rating @ 70 °C...125 mW  
 Operating Temperature Range .....-55 °C to +125 °C  
 Derated to 0 Load @.....+125 °C  
 Max. Working Voltage.....25 V  
 Max. Overload Voltage .....50 V  
 Resistance Tolerance ..... $\pm 5\%$   
 Resistance Range/E24 Series .....10 ohms to 1 megohm plus Zero-ohm Jumper  
 T.C.R..... $\pm 250$  ppm/°C  
 Packaging .....10,000 pieces per reel

### Construction



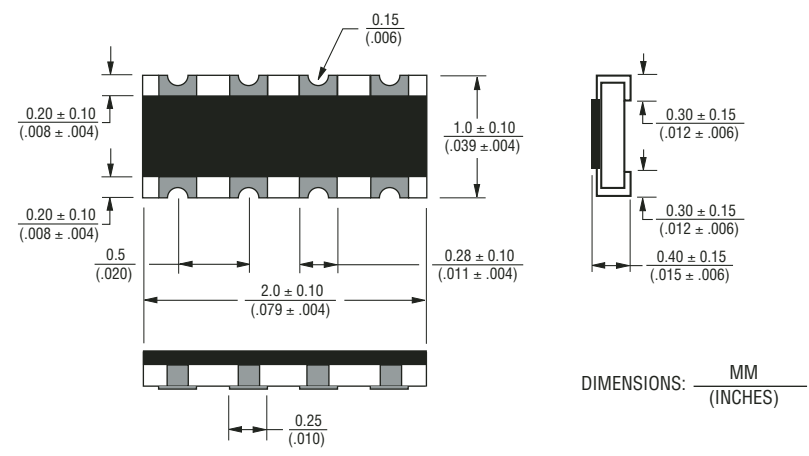
### How To Order

**CA T 10 - 103 J 4 LF**



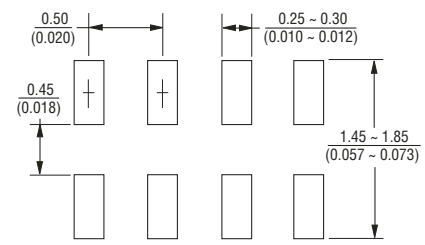
For Standard Values Used in Capacitors, Inductors, and Resistors, [click here](#).

### Product Dimensions

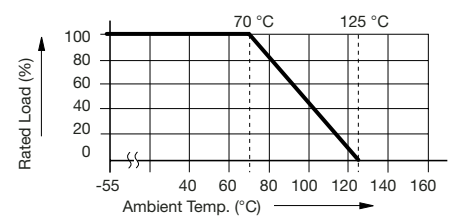


DIMENSIONS:  $\frac{\text{MM}}{\text{(INCHES)}}$

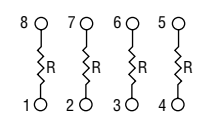
### Land Pattern



### Derating Curve



### Isolated Circuit



### Typical Part Marking

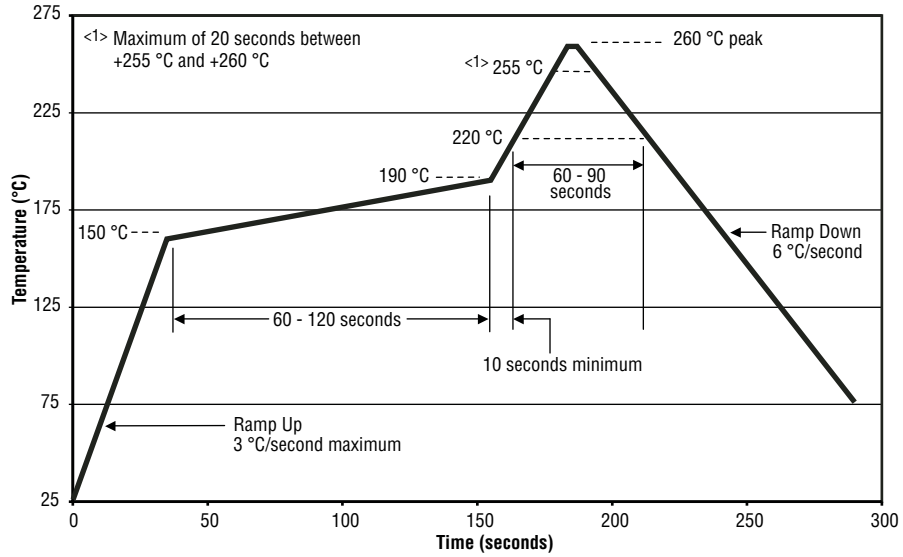
None on part. Label on reel will include part number.

\*RoHS Directive 2002/95/EC Jan 27 2003 including Annex Specifications are subject to change without notice. Customers should verify actual device performance in their specific applications.

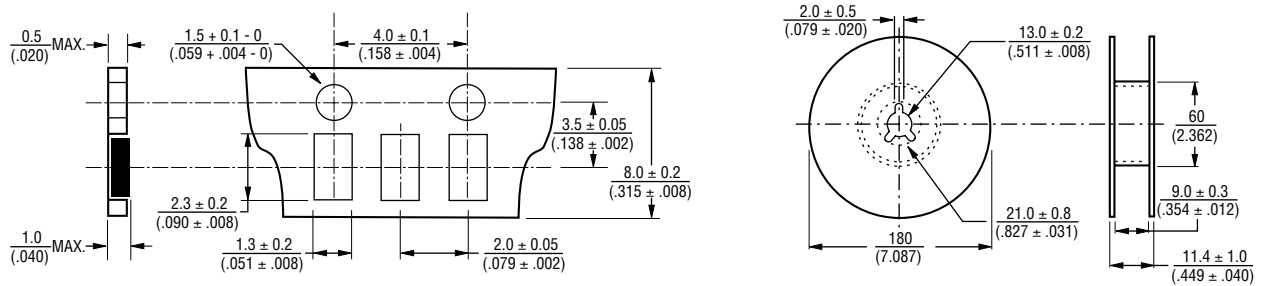
# Model CAT10 - Chip Resistor Array

**BOURNS®**

## Soldering Profile for RoHS Compliant Chip Resistors and Arrays



## Packaging Dimensions



REV.02/08

Specifications are subject to change without notice. Customers should verify actual device performance in their specific applications.