

Features

- Lead free
- RoHS compliant*
- Resistor ladder in 1:2 ratio
- Stable thin-film-on-silicon technology
- Ultra-miniature packages to JEDEC standards



Models 2QSP-XX6 and 2NBS-XX6 are obsolete and not recommended for new designs.

Applications

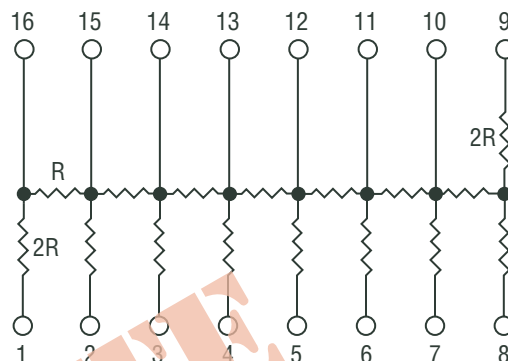
- Digital to analog converters
- Successive approximation ADCs
- Ideal for space-constrained applications

Thin Film on Silicon 2QSP / 2NBS-XX6 R2R Ladder

General Information

The R2R Ladder Network is used in Digital to Analog and Analog to Digital conversion. Binary weighted currents, flowing in the individual ladder segments, depend on the integrity of the R:2R relationship for an accurate conversion result. Fabricated with Tantalum Nitride on Silicon, these resistors feature excellent stability, TCR and tracking performance. R2R Ladder Networks are available in a range of miniature packages conforming to JEDEC standards.

Package Schematic



Electrical & Environmental Characteristics

Electrical Characteristics	Symbol	Minimum	Nominal	Maximum	Unit
Resistance Range	R	10		50 K	Ω
Tolerance:					
Absolute		$\pm 1\%$		$\pm 5\%$	Ω
Ratio		$\pm 0.5\%$			Ω
TCR:					
Absolute			100		ppm/ $^{\circ}\text{C}$
Tracking			25		ppm/ $^{\circ}\text{C}$
Operating Voltage				50	V
Environmental Characteristics					
ESD		2 K			V
Operating Temperature	T_J	-55		+125	$^{\circ}\text{C}$
Storage Temperature	T_{stg}	-65		+150	$^{\circ}\text{C}$
Power Rating per Resistor @ 70 $^{\circ}\text{C}$				0.1	Watt
Power Rating per Package @ 70 $^{\circ}\text{C}$:					
QSOP: 16 Pin				0.75	Watt
20, 24 Pin				1.00	Watt
28 Pin				1.12	Watt
NBSOIC: 8 Pin				0.60	Watt
14, 16 Pin				1.00	Watt

*RoHS Directive 2002/95/EC Jan 27, 2003 including Annex

Specifications are subject to change without notice.

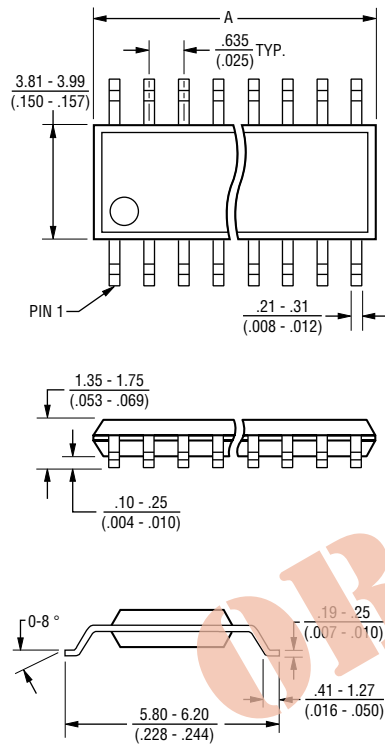
Customers should verify actual device performance in their specific applications.

Thin Film on Silicon 2QSP / 2NBS -XX6 R2R Ladder

BOURNS®

Mechanical Characteristics

QSOP Package Dimensions

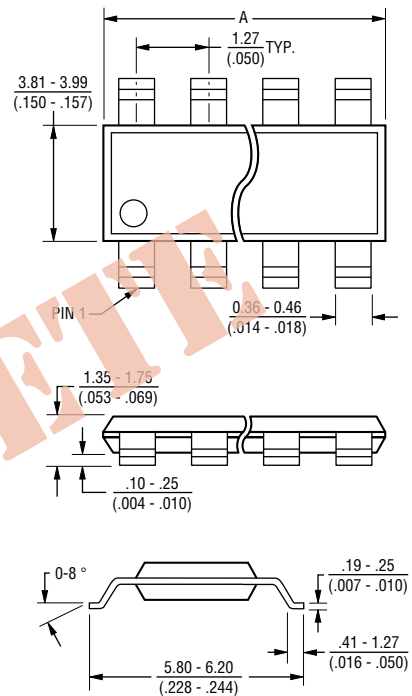


Model	A
2QSP16	4.80 - 4.98 (.189 - .196)
2QSP20	8.56 - 8.74 (.337 - .344)
2QSP24	8.56 - 8.74 (.337 - .344)
2QSP28	9.80 - 9.98 (.386 - .393)

Governing dimensions are in mm. Dimensions in parentheses are in inches and are approximate.

JEDEC Reference Number MO-137.

Narrow-Body SOIC Package Dimensions



Model	A
2NBS08	4.80 - 4.98 (.189 - .196)
2NBS14	8.56 - 8.74 (.337 - .344)
2NBS16	9.80 - 9.98 (.386 - .393)

Governing dimensions are in mm. Dimensions in parentheses are in inches and are approximate.

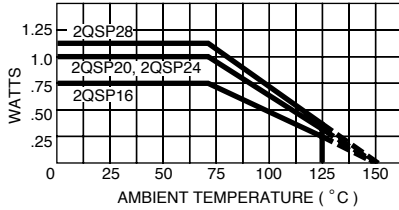
JEDEC Reference Number MS-012.

Specifications are subject to change without notice. Customers should verify actual device performance in their specific applications.

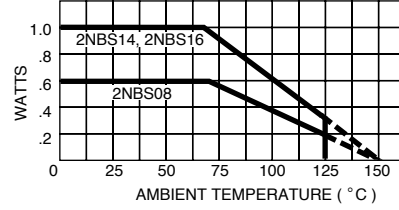
Thin Film on Silicon 2QSP / 2NBS -XX6 R2R Ladder

BOURNS®

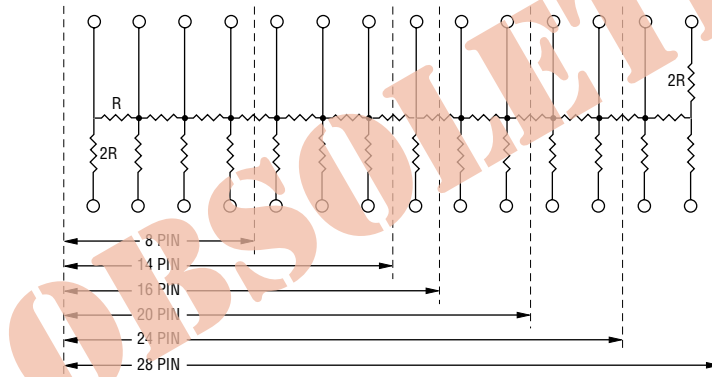
QSOP Package Power Temperature Derating Curve



Narrow-Body SOIC Package Power Temperature Derating Curve

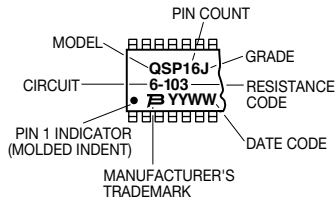


Schematic



Typical Part Marking

Represents total content. Layout may vary.



Standard Resistance Values

R1 Value (ohms)	R2 Value (ohms)	Resistance Code
10 K	20 K	103
25 K	50 K	253

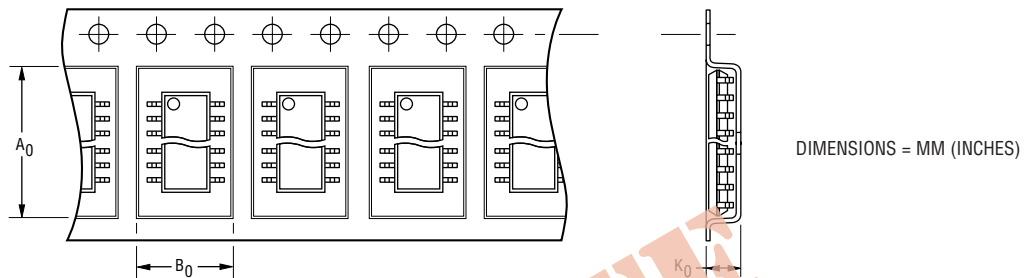
Specifications are subject to change without notice. Customers should verify actual device performance in their specific applications.

Thin Film on Silicon 2QSP / 2NBS -XX6 R2R Ladder

BOURNS®

Dispensing

For large quantities, the product will be dispensed in Tape and Reel (see diagram below).



Package	A ₀	B ₀	K ₀	Width	Pitch	No. of Pieces per 13 reel	No. of Pieces per tube
QSOP							
16 Pin	6.4 (0.252)	5.2 (0.205)	2.1 (0.083)	12 (0.472)	8 (0.315)	3,500	98
20, 24 Pin	6.5 (0.256)	9.0 (0.354)	2.1 (0.083)	16 (0.630)	8 (0.315)	3,500	56
28 Pin	6.5 (0.256)	10.3 (0.406)	2.1 (0.083)	16 (0.630)	8 (0.315)	3,500	49
NBSOIC							
8 Pin	6.4 (0.252)	9.0 (0.354)	2.1 (0.083)	12 (0.472)	8 (0.315)	3,500	98
14 Pin	6.5 (0.256)	9.0 (0.354)	2.1 (0.083)	16 (0.630)	8 (0.315)	3,500	56
16 Pin	6.5 (0.256)	9.0 (0.354)	2.1 (0.083)	16 (0.630)	8 (0.315)	3,500	49

How To Order

2 QSP 20 - T J 6 - 103 LF

Product Class _____
Thin-Film-on-Silicon

Standard Package Style _____
QSP = QSOP
NBS = Narrow-Body SOIC

Pin Count _____
QSP = 16, 20, 24, 28
NBS = 8, 14, 16

Dispensing _____
R = Reel
T = Tube

Standard Grade _____
Tolerance
J = ±5 %
G = ±2 %
F = ±1 %

Circuit _____
6 = R/2R Ladder

Resistance Value Code _____
1st three digits specify R1 resistance code.

Terminations _____
• LF = 100 % Sn (lead free)



Asia-Pacific:
Tel: +886-2 2562-4117 • Fax: +886-2 2562-4116

Europe:
Tel: +41-41 768 5555 • Fax: +41-41 768 5510

The Americas:
Tel: +1-951 781-5500 • Fax: +1-951 781-5700

www.bourns.com