

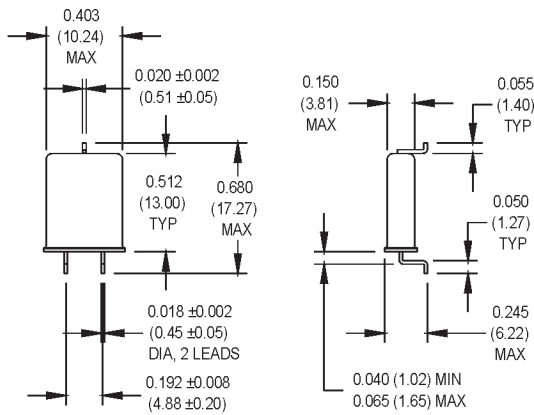
HC-49U/N Series Surface Mount Crystals



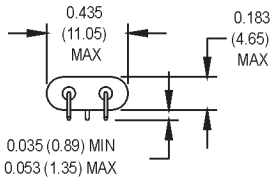
Electrical/Environmental Specifications

PARAMETERS	VALUE
Frequency Range	1.8432 to 200.000 MHz
Tolerance @ +25°C	±30 ppm
Stability	±50 ppm
Aging	±5 ppm/yr. Max.
Shunt Capacitance	7 pF Max.
Load Capacitance	18 pF Std.
Standard Operating Conditions	-10°C to +70°C
Equivalent Series Resistance (ESR), Max.	
Fundamental (AT-cut)	
1.8432 to 1.999 MHz	700 Ω
2.000 to 2.399 MHz	600 Ω
2.400 to 3.299 MHz	400 Ω
3.300 to 3.569 MHz	140 Ω
3.570 to 3.999 MHz	100 Ω
4.000 to 5.999 MHz	75 Ω
6.000 to 7.999 MHz	50 Ω
8.000 to 10.999 MHz	40 Ω
11.000 to 14.999 MHz	30 Ω
15.000 to 34.000 MHz	25 Ω
Third Overtones (AT-cut)	
20.000 to 49.999 MHz	40 Ω
50.000 to 75.000 MHz	50 Ω
Fifth Overtones (AT-cut)	
50.000 to 125.000 MHz	90 Ω
Seventh Overtones (AT-cut)	
125.000 to 200.000 MHz	150 Ω
Drive Level	1 mW Max.
Holder	HC-49/U
Mechanical Shock	MIL-STD-202, Method 213, C
Vibration	MIL-STD-202, Method 201 & 204
Thermal Cycle	MIL-STD-883, Method 1010, B

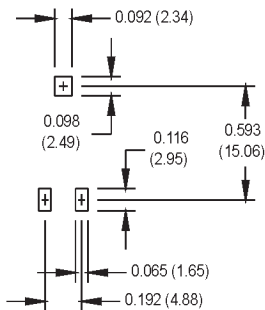
- *HC-49U/N 00.0000 MHz (customer specified frequency)
- *HC-49U/N-R 00.0000 MHz (RoHS compliant and customer specified frequency)
- *M1006Sxxx - Contact factory for datasheet.



All dimensions in inches (mm).



SUGGESTED SOLDER PAD LAYOUT



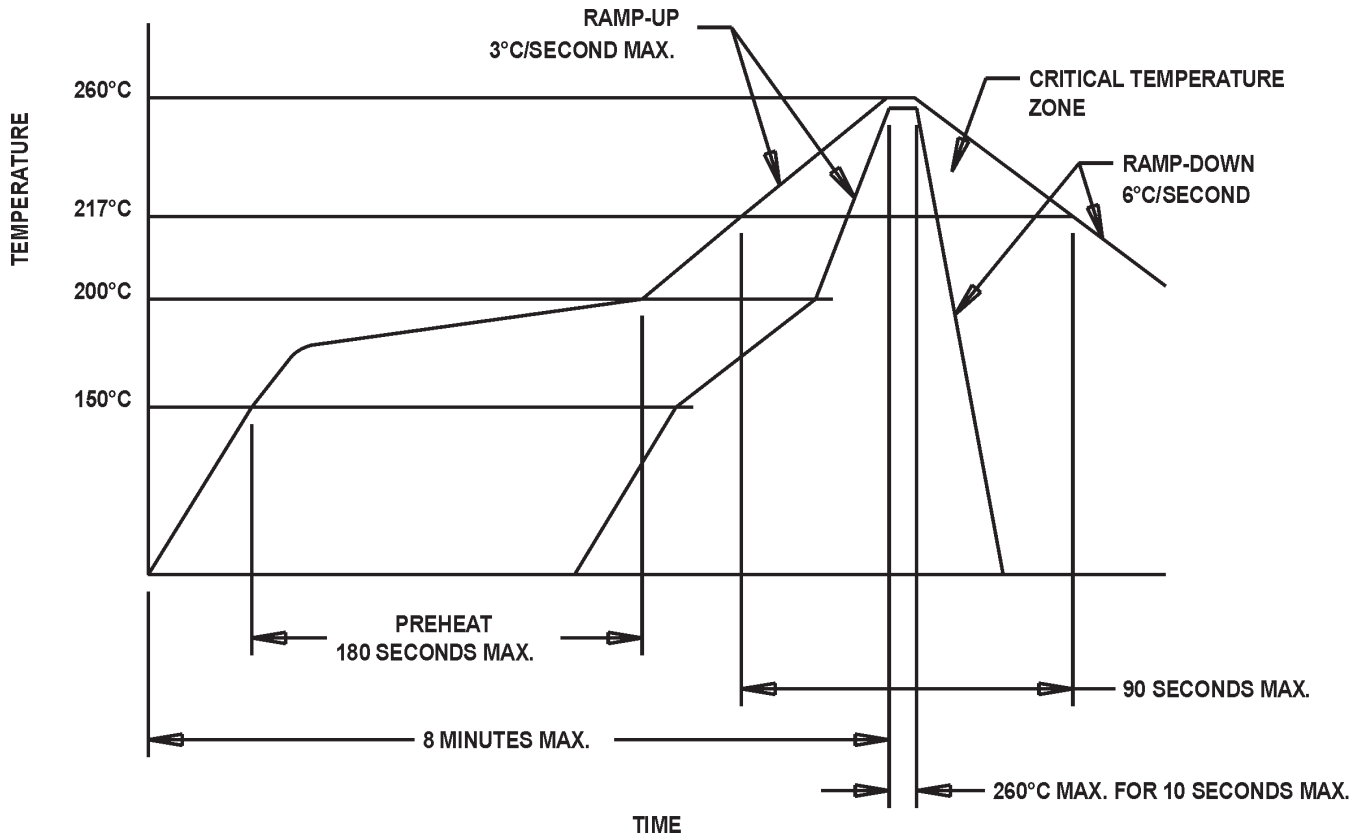
* Series resonant designated by "SR" prefix (i.e., SRHC-49U/N). Other tolerances, stabilities and temperature ranges are available. Contact the factory for specific requirements.

MtronPTI reserves the right to make changes to the product(s) and service(s) described herein without notice. No liability is assumed as a result of their use or application.

Please see www.mtronpti.com for our complete offering and detailed datasheets. Contact us for your application specific requirements: MtronPTI 1-800-762-8800.

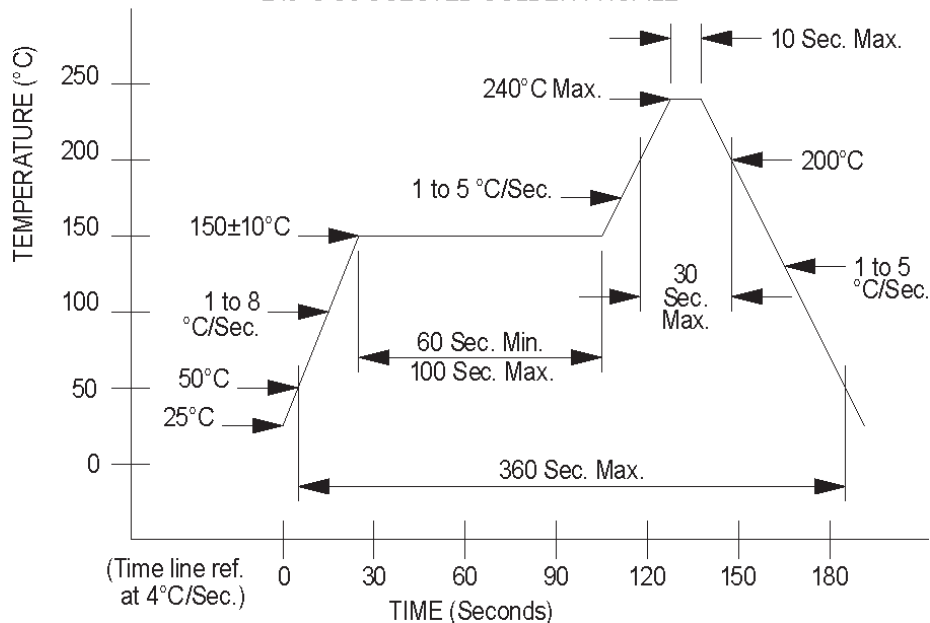
Revision: 08-17-07

MtronPTI Lead Free Solder Profile



240°C
All the remaining surface mount,
both crystal and oscillator.

240°C SUGGESTED SOLDER PROFILE



MtronPTI reserves the right to make changes to the product(s) and service(s) described herein without notice. No liability is assumed as a result of their use or application.

Please see www.mtronpti.com for our complete offering and detailed datasheets. Contact us for your application specific requirements: MtronPTI 1-800-762-8800.