


FEATURES

- NEGATIVE TEMPERATURE COEFFICIENT
- FAST RESPONSE TO TEMPERATURE VARIATIONS MAKE THEM IDEALLY FOR TEMPERATURE SENSORS AND COMPENSATORS
- STANDARD EIA 0402, 0603 AND 0805 SIZES
- NICKEL BARRIER SOLDER PLATE TERMINATIONS
- TAPE AND REEL FOR AUTOMATIC MOUNTING

RoHS Compliant
includes all homogeneous materials



*See Part Number System for Details

CHARACTERISTICS AND PERFORMANCE

Series	NCT04	NCT06	NCT08
EIA Size	0402	0603	0805
Resistance Range (+25°C)	470 ohm ~ 2Megohm	100 ohm ~ 2Megohm	100 ohm ~ 2Megohm
Resistance Tolerance (+25°C)	1% (F), ±2% (G), ±3% (H), 5% (J), 10% (K)		
Operating Temperature Range	-40°C ~ +125°C		
Storage Temperature Range	-40°C ~ +125°C		
Maximum Power Rating (JIS-C2570)*	110mW	120mW	130mW
Dissipation Factor	≤1.5mW/°C (power to heat thermistor 1°C, measured at 25°C)		
Thermal Time Constant	Within 5 seconds (time to change 63.2% from initial to stable)		
Functional Beta Temperature Range	D = +25°C ~ +50°C		
	A = +25°C ~ +85°C		
	E = +25°C ~ +100°C		
Beta Value Range	2610K ~ 4800K		
Beta Value Tolerance	±1% (F), ±2% (G), ±3% (H), ±5% (J)		
Resistance to Soldering Heat	+260°C ± 5°C for 10 ± 1 seconds		
High Temperature Stability	+125°C ± 3°C for 1,000 hours, ΔR ±3%, ΔBeta ±2%		
Low Temperature Stability	-40°C ± 3°C for 1,000 hours, ΔR ±3%, ΔBeta ±2%		
Humidity	+85°C ± 2°C, 85% ± 5% RH for 1,000 hours, ΔR ±3%, ΔBeta ±2%		
Temperature Cycling	100 cycles of -40°C ± 3°C 30 min., +20°C 3 min., +125°C ± 3°C 30 min., +20°C 30 min. ΔR ±3%, ΔBeta ±2%		

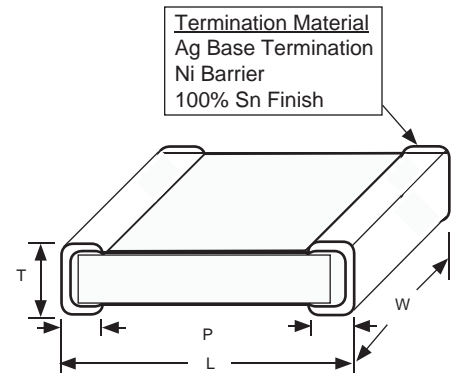
*JIS-C2570: Maximum power for continuous load at 25°C.

DIMENSIONS (mm)

Series	EIA Size	L	W	T max.	P
NCT04	0402	1.0 ± 0.05	0.50 ± 0.05	0.40	0.25 ^{+0.05/-0.10}
NCT06	0603	1.6 ± 0.15	0.80 ± 0.15	0.60	0.30 ± 0.20
NCT08	0805	2.0 ± 0.20	1.25 ± 0.20	0.65	0.40 ± 0.20

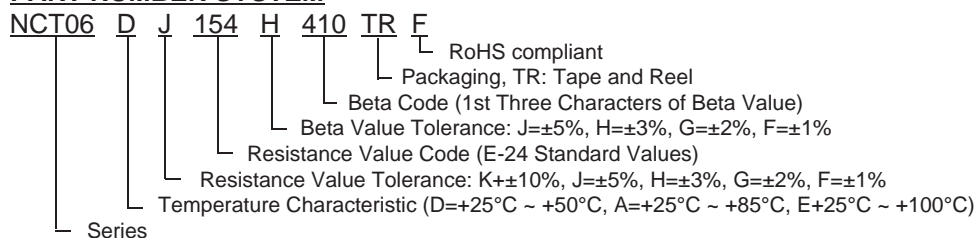
STANDARD RESISTANCE VALUES (@25°C) AND BETA RANGE*

Beta Value	NCT04 (0402)	NCT06 (0603)	NCT08 (0805)	E-24 Standard Values		
4610 ~ 4800K	100K ~ 2M	68K ~ 2M	47K ~ 2M			
4410 ~ 4600K	10K ~ 2M	10K ~ 2M	10K ~ 2M			
4210 ~ 4400K	10K ~ 2M	10K ~ 2M	6.8K ~ 2M	1.0	1.1	1.2
4010 ~ 4200K	10K ~ 220K	1K ~ 220K	1K ~ 220K	1.3	1.5	1.6
3810 ~ 4000K	2K ~ 150K	1K ~ 150K	1K ~ 150K	1.8	2.0	2.2
3610 ~ 3800K	2K ~ 150K	1K ~ 150K	1K ~ 150K	2.4	2.7	3.0
3410 ~ 3600K	2K ~ 150K	1K ~ 150K	1K ~ 150K	3.3	3.6	3.9
3210 ~ 3400K	2K ~ 150K	1K ~ 150K	1K ~ 150K	4.3	4.7	5.1
3010 ~ 3200K	680 ~ 68K	470 ~ 150K	680 ~ 150K	5.6	6.2	6.8
2810 ~ 3000K	500 ~ 47K	150 ~ 100K	220 ~ 150K	7.5	8.2	9.1
2610 ~ 2800K	100 ~ 10K	100 ~ 1K	100 ~ 1K			



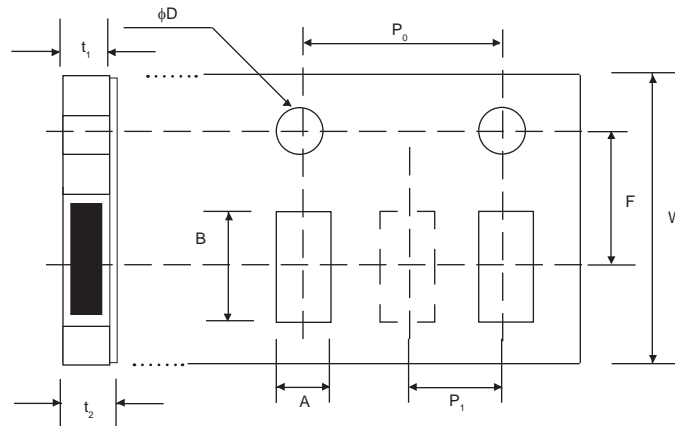
*Beta can be ordered in increments of 10 (ex. 2610, 2620, 2630, etc.)

PART NUMBER SYSTEM



CARRIER TAPE DIMENSIONS (mm)

Type	A	B	W	F	E	P ₁	P ₀	φD	T ₁	T ₂
NCT04	0.65 ±0.10	1.15 ±0.10	8.00 ±0.20	3.50 ±0.05	1.75 ±0.10	2.00 ±0.05	4.00 ±0.10	1.55 ±0.05	0.50 max.	1.00 max.
NCT06	1.10 ±0.20	1.90 ±0.20				4.00 ±0.05			1.00 max.	1.40 max.
NCT08	1.65 ±0.20	2.40 ±0.20								



REEL DIMENSIONS (mm) AND QUANTITY

Type	A +0/-3	B +1/-0	C ±0.20	W ±0.3	Quantity
NCT04	180	60	13	9.0	10,000
NCT06					5,000
NCT08					

