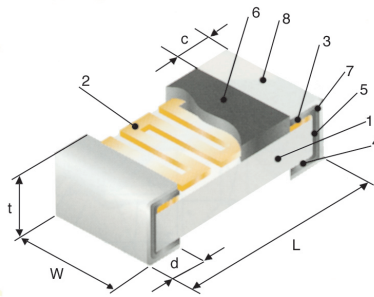


THERMAL SENSORS LINEAR PTC, THIN FILM LT 73



STRUCTURE

- 1 Ceramic substrate
- 2 Metal film resistor element
- 3 Top termination
- 4 Bottom termination
- 5 End termination
- 6 Protective layer
- 7 Nickel barrier
- 8 Solder plating

IDENTIFICATION

PRODUCT CODE	COATING COLOR	MARKING
LT73	Orange	Black, 4 digits

Products with Pb-free terminations meet EU-RoHS and China-RoHS requirements

TYPE DESIGNATION (HOW TO ORDER)

LT73	2A	T	TD	103	J	0600	Contact us when you have control request for environmental hazardous material other than the substance specified by EU-RoHS
PRODUCT CODE	STYLE	TERMINATION SURFACE MATERIAL	TAPING* TD, TE, BK	NOMINAL RESISTANCE	RESISTANCE TOLERANCE	T.C.R. (ppm/K)	
	2A: 0805 2B: 1206	T: Sn (L: Sn/Pb)	*Please see "PACKAGING"	3 digits	G: (±2%) J: (±5%)	4 digits	

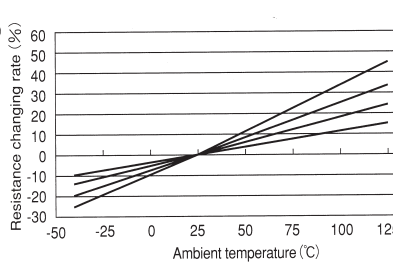
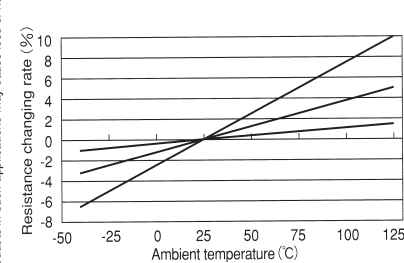
FEATURES

- SMD metal thin film resistors with thermo-perceptivity
- Resistance value changes in linear positive way to temperature
- Suitable for temperature control in various industrial equipment
- Anti-leaching nickel barrier terminations
- 25 specific temperature characteristics
- Meets or exceeds IEC 60115-8, JIS C 5201-8
- Rated ambient temperature: +70°C
- Operating temperature range: -40°C ... +125°C
- Suitable for reflow and wave soldering

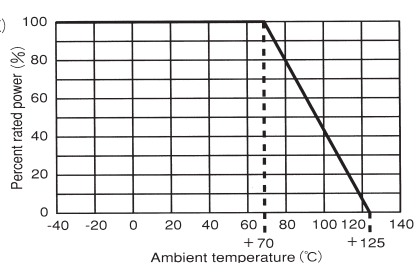
DIMENSIONS (mm)

SIZE	TYPE	L ± 0.2	W ± 0.2	t ± 0.1	c	d +0.2 / -0.1
0805	LT73 2A	2.0	1.25	0.5	0.4 ± 0.2	0.3
1206	LT73 2B	3.2	1.6	0.6	0.5 ± 0.3	0.4

EXAMPLES OF TEMPERATURE CHARACTERISTICS



DERATING CURVE



RATING

SIZE	TYPE	T.C.R.*	POWER** RATING	MAX. WORKING VOLTAGE	MAX. OVERLOAD VOLTAGE	T.C.R. TOLERANCE	RESISTANCE RANGE		
							E24 • G (±2%)	E24 • J (±5%)	
0805	LT73 2A	150 • 250 • 350 • 450 • 500 ppm/K	0.1 W	50 V	100 V	± 100 ppm/K	2 kΩ ... 24 kΩ	—	
		600 • 700 • 800 • 900 ppm/K				± 150 ppm/K			
		1000 • 1200 • 1400 ppm/K				± 15%			1 kΩ ... 20 kΩ
		1600 • 1800 ppm/K							1 kΩ ... 13 kΩ
		2000 • 2200 • 2400 ppm/K				± 10%			510 Ω ... 4.7 kΩ
		2600 • 2800 ppm/K							510 Ω ... 4.7 kΩ
		3000 • 3300 • 3600 ppm/K				± 10%			510 Ω ... 3 kΩ
		3900 ppm/K							100 Ω ... 1 kΩ
		4200 ppm/K							51 Ω ... 510 Ω
		4500 ppm/K							51 Ω ... 510 Ω
1206	LT73 2B	150 • 250 • 350 • 450 • 500 ppm/K	0.125 W	75 V	150 V	± 100 ppm/K	2 kΩ ... 51 kΩ	—	
		600 • 700 • 800 • 900 ppm/K				± 150 ppm/K			
		1000 • 1200 • 1400 ppm/K				± 15%			1 kΩ ... 43 kΩ
		1600 • 1800 ppm/K							1 kΩ ... 27 kΩ
		2000 • 2200 • 2400 ppm/K				± 10%			1 kΩ ... 10 kΩ
		2600 • 2800 ppm/K							510 Ω ... 9.1 kΩ
		3000 • 3300 • 3600 ppm/K				± 10%			510 Ω ... 6.2 kΩ
		3900 ppm/K							100 Ω ... 2 kΩ
		4200 ppm/K							51 Ω ... 510 Ω
		4500 ppm/K							51 Ω ... 510 Ω

* T.C.R. Measuring Temperature: +25°C / +75°C

**For resistors operated at an ambient temperature of +70°C or above, the power rating shall be derated in accordance with the above derating curve.

Please contact KOA for special precautions before you order and use this series.

Rated voltage = √(Power rating x resistance value) or max. working voltage, whichever is lower.

Contact our sales representatives before you use our products for applications including automobiles, medical equipment and aerospace equipment. Malfunction or failure of the products in such applications may cause loss of human life or serious damage.

Specifications given herein may be changed at any time without prior notice. Please confirm technical specifications before you order or use.

THERMISTORS