

Power line filters for three-phase systems
Rated voltage 500, 690 and 760 V~
Rated current 150 A to 2500 A
Construction

- Three-line filter
- Metal case

Features

- Low leakage current
- Easy to install
- Very compact design
- B84143-B150...B600-S20: UL, CUL approval
B84143-B150...B600-S21/S24: UL, CUL approval for 600/350 V~
- Optimized for operation under full load
- Low weight

Applications

- B84143-***-S24 for IT mains supply
- Frequency converters for motor drives
- Wind farms
- Power supplies

Terminals

- Busbars


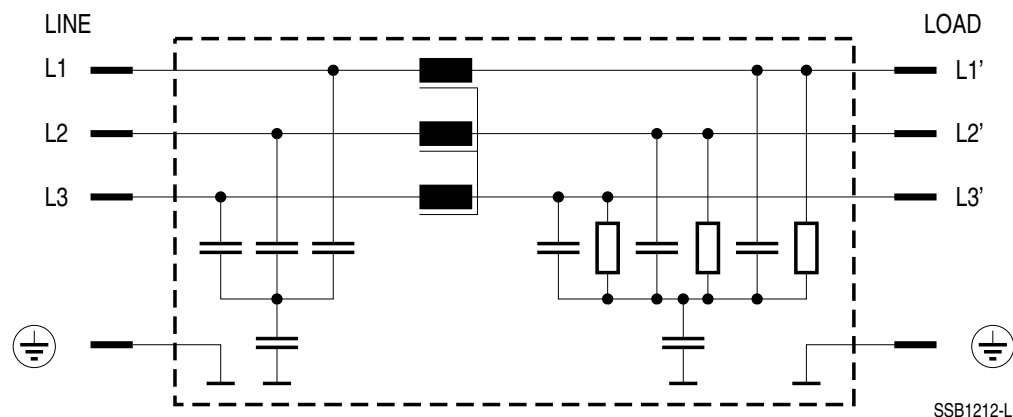
Marking

Marking on component:

Manufacturer's logo, ordering code, rated voltage, rated current, rated temperature, date code

Minimum marking on packaging:

Manufacturer's logo, ordering code


Typical circuit diagram


Technical data

Rated voltage V_R	500/290 V~, 50/60 Hz (type -S20) 690/400 V~, 50/60 Hz (type -S24); UL, CUL 600/350 V~ 760/440 V~, 50/60 Hz (type -S21); UL, CUL 600/350 V~
Rated current I_R	Referred to 40 °C ambient temperature
Test voltage V_P	2121 V-, 2 s (line/line) 2686 V-, 2 s (lines/case) type -S20 2890 V-, 2 s (lines/case) type -S21, -S24
Overload capability	$1,5 \cdot I_R$ for 3 min per hour or $2,5 \cdot I_R$ for 30 s per hour
Leakage current I_{leak}	at V_R , 50 Hz
Climatic category	25/100/21 (- 25 °C/+ 100 °C/21 days damp heat test) in accordance with EN 60068-1

Characteristics and ordering codes

I_R A	I_{leak} mA	R_{typ} $\mu\Omega$	Approx. weight kg	Ordering code
150	< 6	140	13	B84143-B150-S**
180	< 6	140	13	B84143-B180-S**
250	< 6	63	15	B84143-B250-S**
320	< 6	67	21	B84143-B320-S**
400	< 6	67	21	B84143-B400-S**
600	< 6	52	22	B84143-B600-S**
1000	< 6	33	28	B84143-B1000-S**
1600	< 6	22	34	B84143-B1600-S**
2500	< 6	15	105	B84143-B2500-S**

Compilation of ordering code

Replace the asterisks ** by the code number for the required version:

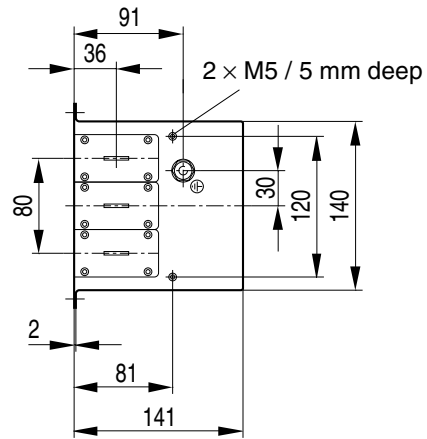
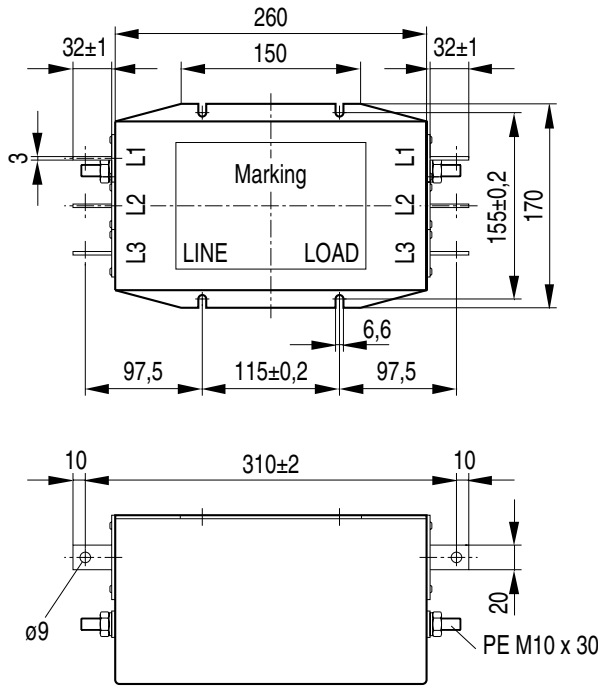
20 = 500 V

21 = 760 V

24 = 690 V (filter for IT mains supply. See also chapter "General, network types", page 51)

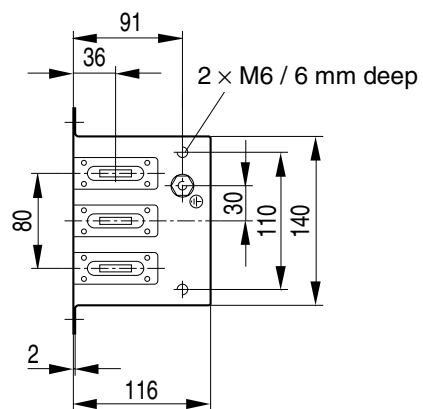
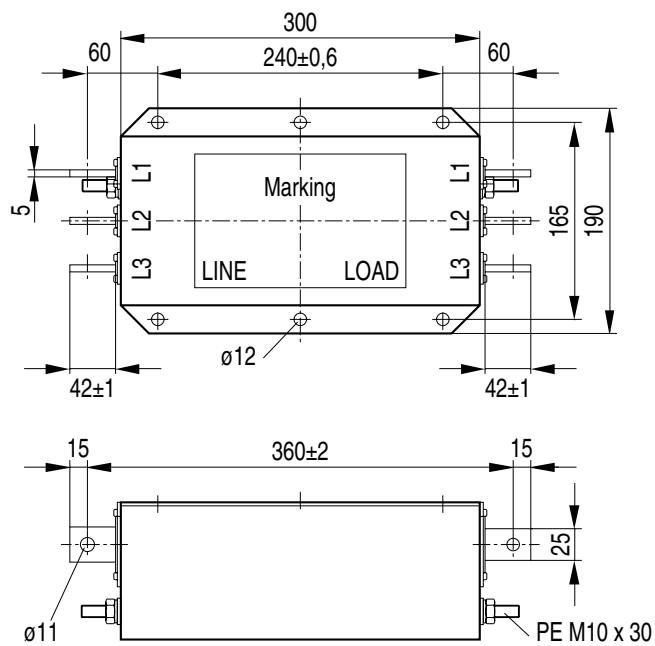
Dimensional drawings

B84143-B150-S**, B84143-B180-S**



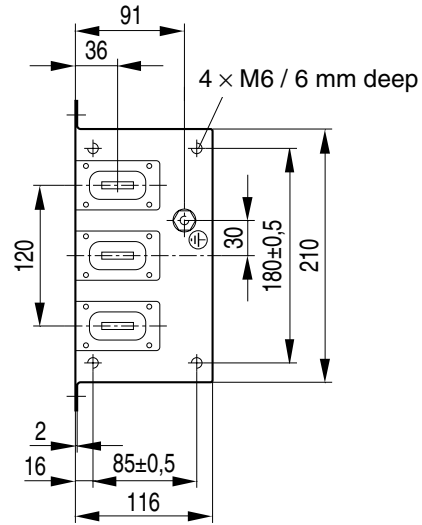
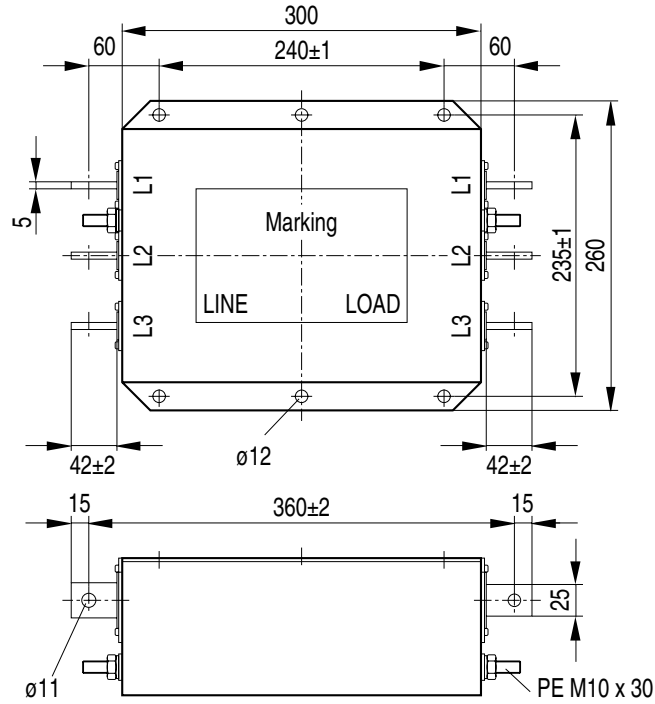
SSB1266-K

B84143-B250-S**



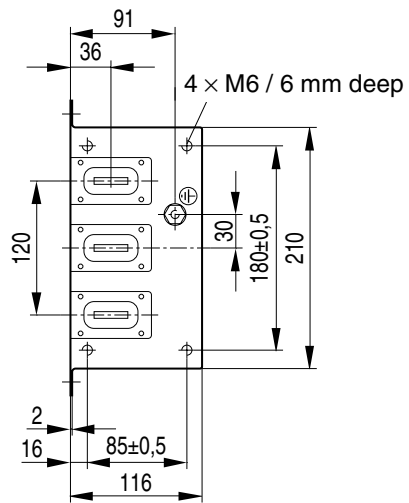
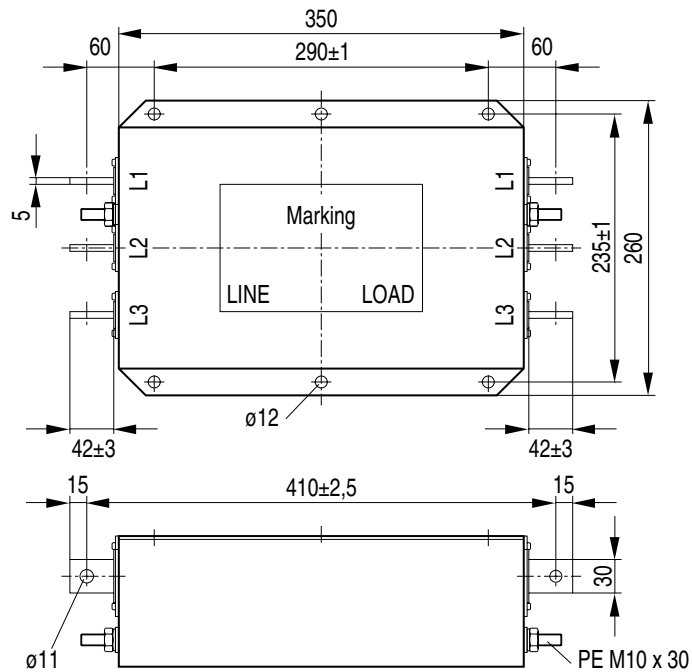
SSB1206-C

B84143-B320-S, B84143-B400-S****



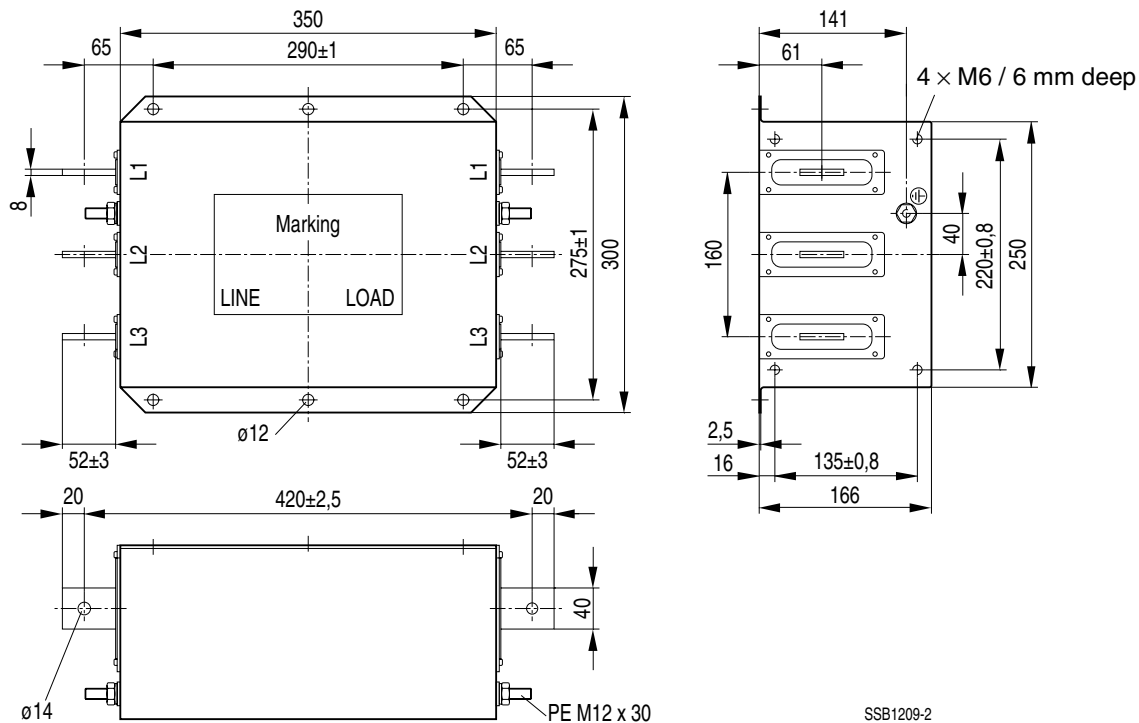
SSB1207-K

B84143-B600-S**

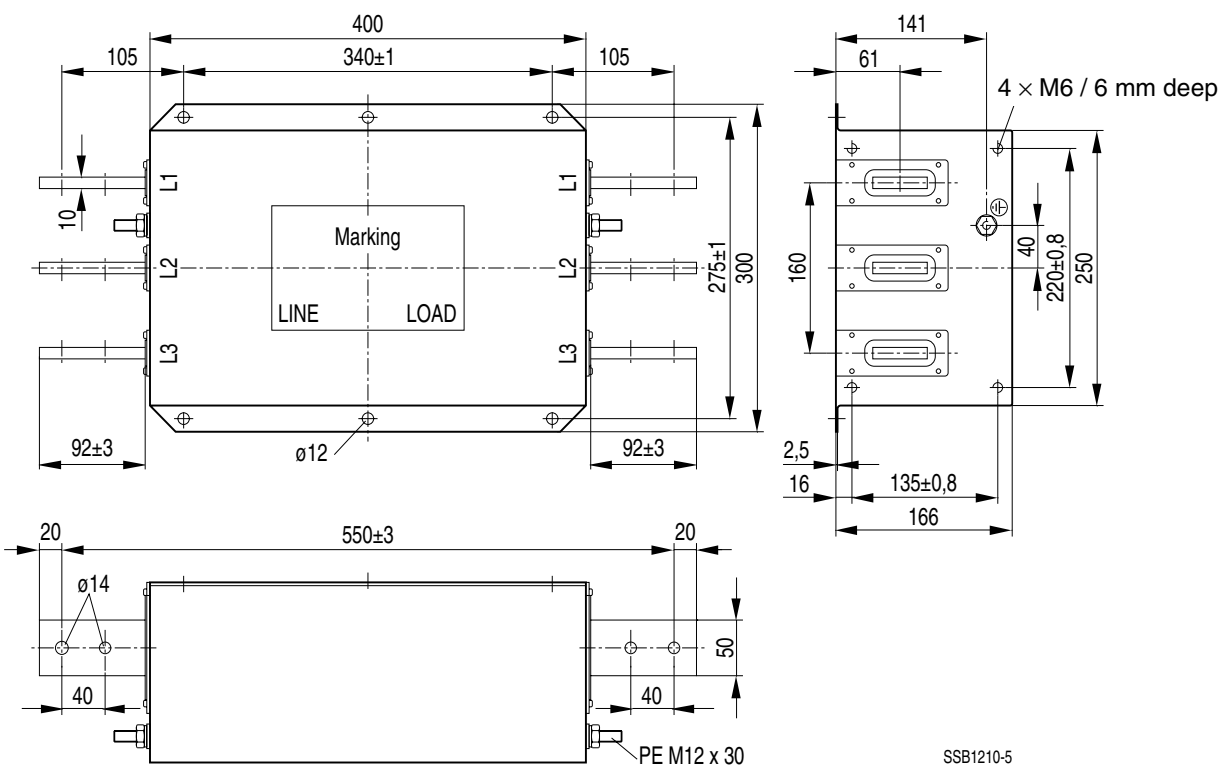


SSB1208-T

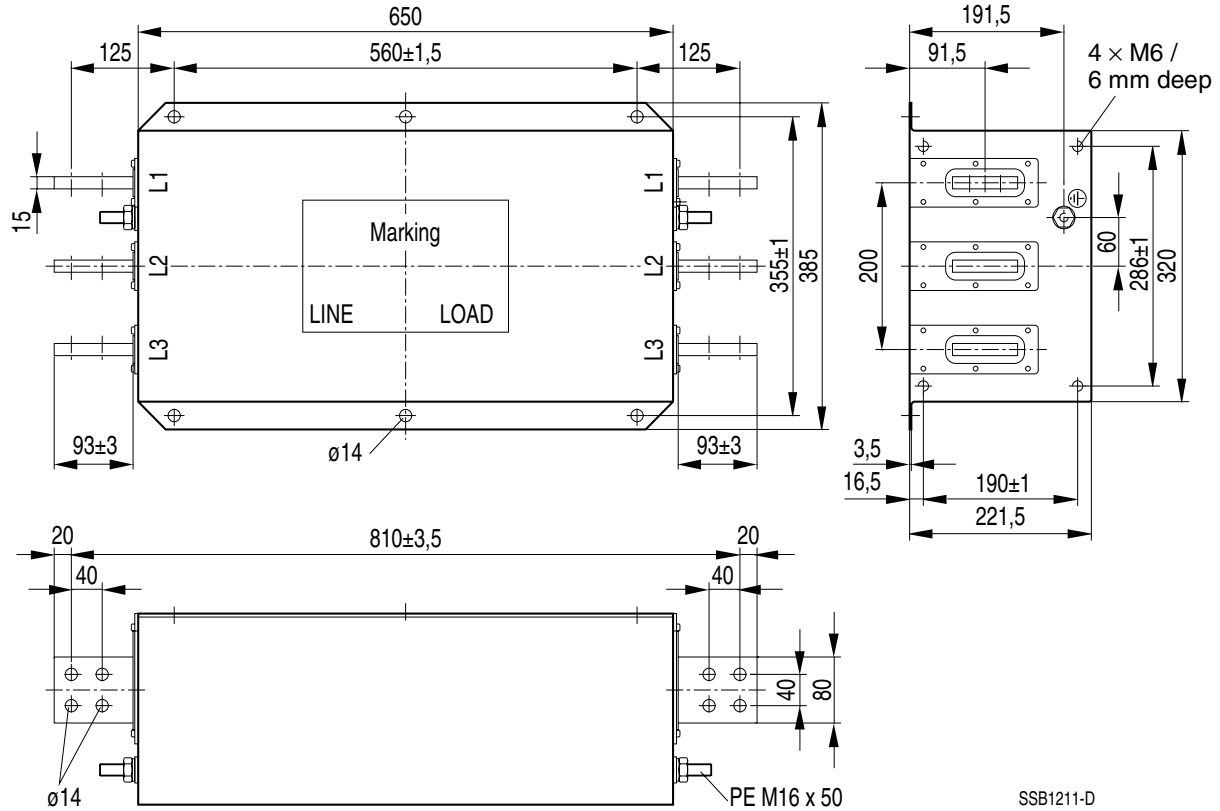
B84143-B1000-S**



B84143-B1600-S**



B84143-B2500-S**

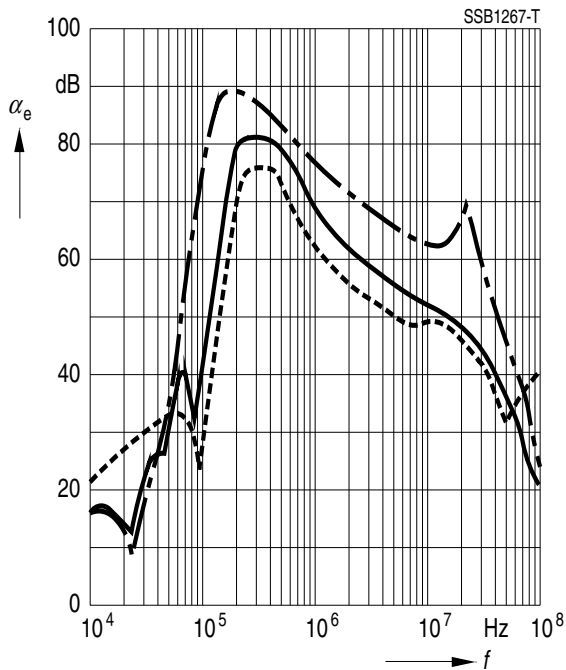


SSB1211-D

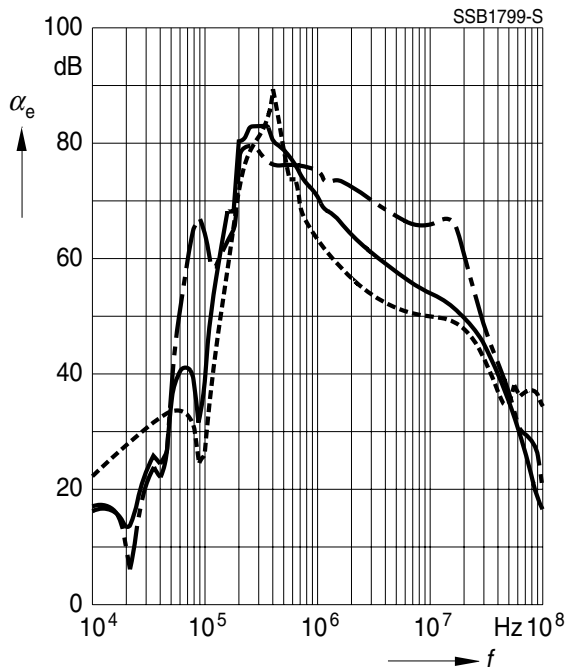
Insertion loss (typical values at $Z = 50 \Omega$)

- unsymmetrical, adjacent branches terminated
- - - - - common mode, all branches in parallel (asymmetrical)
- - - - - differential mode (symmetrical)

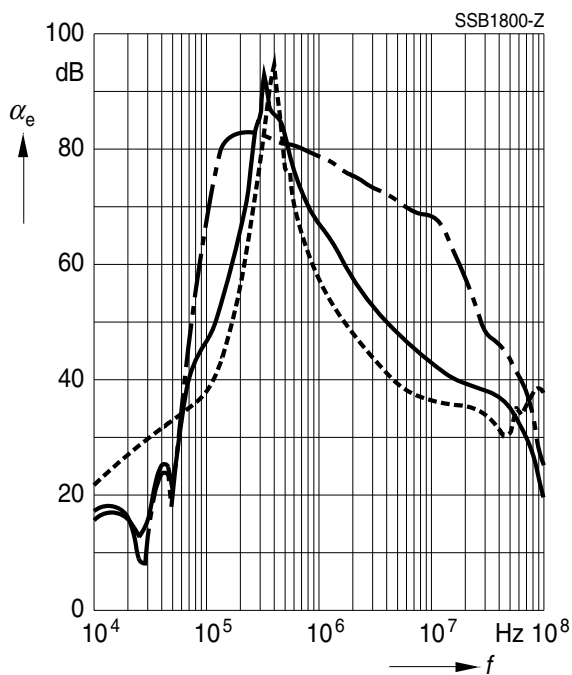
B84143-B150-S20, B84143-B180-S20



B84143-B250-S20



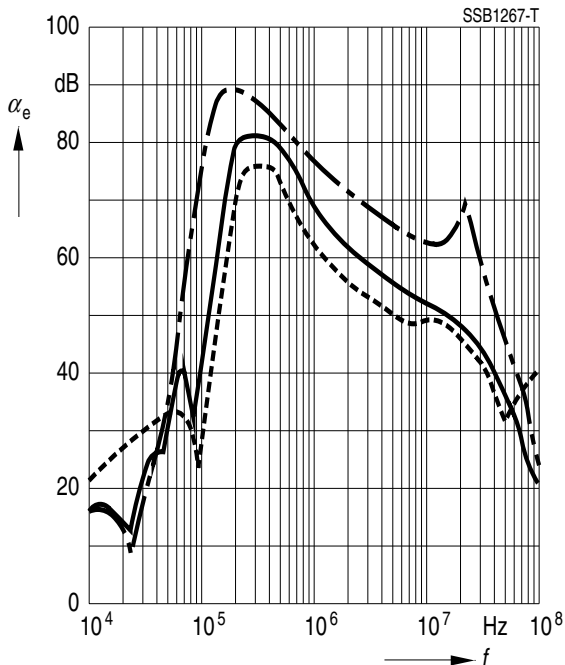
B84143-B320-S20 ... B84143-B2500-S20



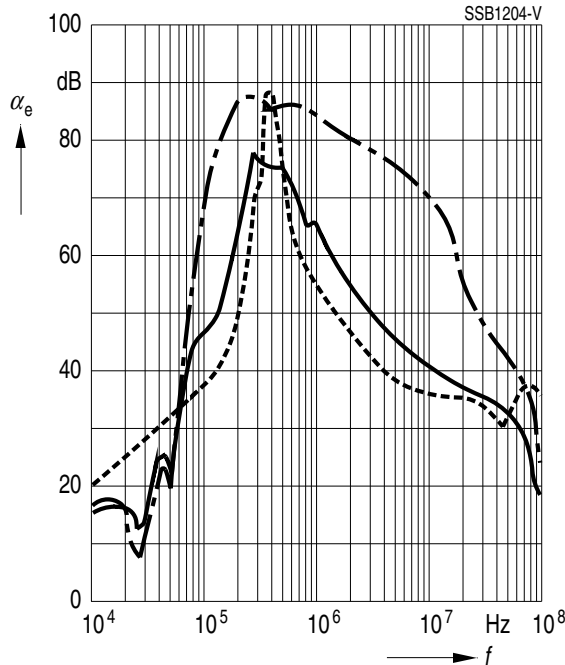
Insertion loss (typical values at $Z = 50 \Omega$)

- unsymmetrical, adjacent branches terminated
- · - · - · - common mode, all branches in parallel (asymmetrical)
- - - - - differential mode (symmetrical)

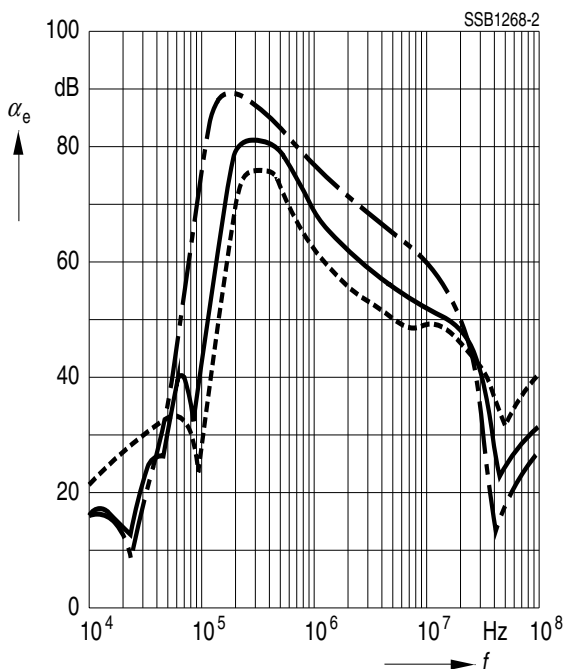
B84143-B150-S21, B84143-B250-S21



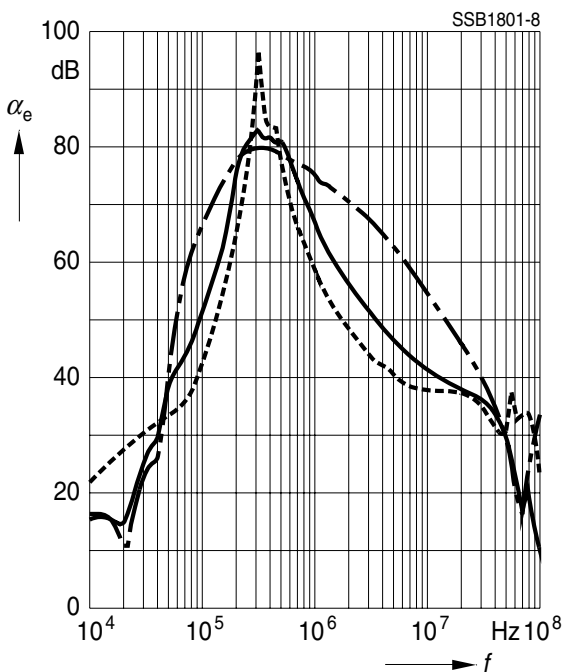
B84143-B320-S21 ... B84143-B2500-S21



B84143-B150-S24, B84143-B250-S24



B84143-B320-S24 ... B84143-B2500-S24



Herausgegeben von EPCOS AG

Marketing Kommunikation, Postfach 80 17 09, 81617 München, DEUTSCHLAND

☎ ++49 89 636 09, FAX (0 89) 636-2 26 89

© EPCOS AG 2000. Alle Rechte vorbehalten. Vervielfältigung, Veröffentlichung, Verbreitung und Verwertung dieser Broschüre und ihres Inhalts ohne ausdrückliche Genehmigung der EPCOS AG nicht gestattet.

Mit den Angaben in dieser Broschüre werden die Bauelemente spezifiziert, keine Eigenschaften zugesichert. Bestellungen unterliegen den vom ZVEI empfohlenen Allgemeinen Lieferbedingungen für Erzeugnisse und Leistungen der Elektroindustrie, soweit nichts anderes vereinbart wird. Diese Broschüre ersetzt die vorige Ausgabe. Fragen über Technik, Preise und Liefermöglichkeiten richten Sie bitte an den Ihnen nächstgelegenen Vertrieb der EPCOS AG oder an unsere Vertriebsgesellschaften im Ausland. Bauelemente können aufgrund technischer Erfordernisse Gefahrstoffe enthalten. Auskünfte darüber bitten wir unter Angabe des betreffenden Typs ebenfalls über die zuständige Vertriebsgesellschaft einzuholen.

Published by EPCOS AG

Marketing Communications, P.O. Box 80 17 09, 81617 Munich, GERMANY

☎ ++49 89 636 09, FAX (0 89) 636-2 26 89

© EPCOS AG 2000. All Rights Reserved. Reproduction, publication and dissemination of this brochure and the information contained therein without EPCOS' prior express consent is prohibited.

The information contained in this brochure describes the type of component and shall not be considered as guaranteed characteristics. Purchase orders are subject to the General Conditions for the Supply of Products and Services of the Electrical and Electronics Industry recommended by the ZVEI (German Electrical and Electronic Manufacturers' Association), unless otherwise agreed.

This brochure replaces the previous edition.

For questions on technology, prices and delivery please contact the Sales Offices of EPCOS AG or the international Representatives.

Due to technical requirements components may contain dangerous substances. For information on the type in question please also contact one of our Sales Offices.