

# Common Mode Filters(SMD) For Power Line

Conformity to RoHS Directive

## ACM Series ACM4520 Type

### FEATURES

- Several large current products are prepared to correspond to the various applications.
- Low profile and compact shape, it is suited for surface mounting.
- It shows high common-mode impedance despite of its compact shape.

### APPLICATIONS

Radiation noise suppression for power line (DVC, DVD cam, DSC, etc.)

### TEMPERATURE RANGE

Operating	-40 to +85°C
-----------	--------------

### PACKAGING STYLE AND QUANTITIES

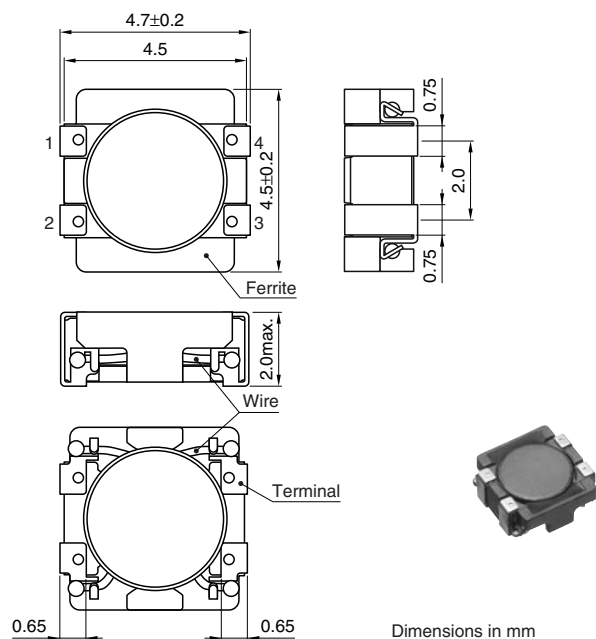
Packaging style	Reel	Quantity
Taping	ø180mm	800 pieces/reel
	ø330mm	2500 pieces/reel

### PRODUCT IDENTIFICATION

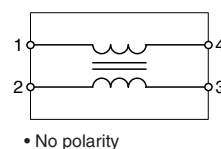
ACM	4520	-	901	-	2P	-	T	-	□□□
(1)	(2)	(3)	(4)	(5)	(6)				

- (1) Series name
- (2) Dimensions W×T  
4520: 4.5×2.0mm
- (3) Impedance [at 100MHz]  
901: 900Ω  
142: 1400Ω
- (4) Numbers of lines  
2P: 2-line
- (5) Packaging style  
T: ø180mm reel taping  
TL: ø330mm reel taping  
B: Bulk
- (6) TDK internal code

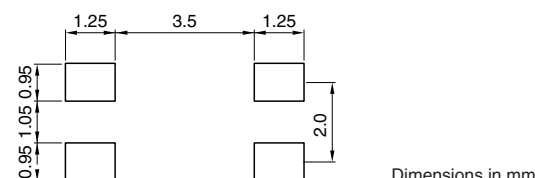
### SHAPES AND DIMENSIONS



### CIRCUIT DIAGRAM



### RECOMMENDED PC BOARD PATTERN

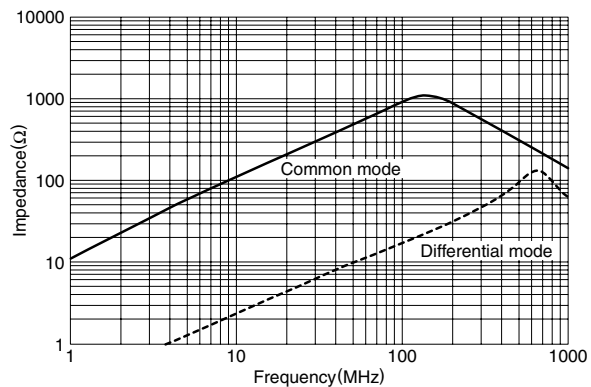


- Conformity to RoHS Directive: This means that, in conformity with EU Directive 2002/95/EC, lead, cadmium, mercury, hexavalent chromium, and specific bromine-based flame retardants, PBB and PBDE, have not been used, except for exempted applications.

- All specifications are subject to change without notice.

**ELECTRICAL CHARACTERISTICS**

Part No.	Common mode impedance ( $\Omega$ )[at 100MHz]		DC resistance ( $\Omega$ )max. [1 line]	Rated current $I_{dc}$ (A)max.	Rated voltage $E_{dc}$ (V)max.	Insulation resistance ( $M\Omega$ )min.
	min.	typ.				
ACM4520-901-2P	650	900	0.06	2.0	50	10
ACM4520-142-2P	1000	1400	0.08	1.5	50	10

**TYPICAL ELECTRICAL CHARACTERISTICS**
**IMPEDANCE vs. FREQUENCY CHARACTERISTICS**
**ACM4520-901-2P**

**ACM4520-142-2P**
