

Type MJS Lightning Surge Withstand Fuse

5 x 15mm Glass Tube

MJSD0903



MJS Fuses are primarily intended for use in telecommunication circuit applications requiring low current protection with high surge tolerance. They are typically used to replace heat coil type devices. They are designed to be placed between

the line input and the surge arresting components (mov, gas tube, zenor diode, air gaps, etc.)

These fuses will withstand transient surge currents generated by lightning in accordance with the attached table.

MJS fuses guard protected circuitry against sustained overload or short circuit conditions. Such sustained overloads may be generated by accidental contact between utility cables and phone lines (power line cross).

MJS Fuses are used in circuits to obtain compliance with the test requirements specified in UL 1950/60950 and Bellcore 1089.

Electrical Characteristics (UL/CSA STD.248-14)

Testing Current	Blow Time	
	Minimum	Maximum
100%	4 Hrs.	N/A
135%	N/A	1 Hr
200%	3 sec	20 sec
500%	100 msec	1.5 sec
1000%	30 msec	300 msec

Approvals



Safety Agency Approvals	Amp range / Volt @ I.R. ability
Listed File no. E20624	100mA - 7A / 125V AC@ 10,000A
Certified File no. LR39772	100mA - 7A / 250V AC@ 200A
File no. JET1037-31003-1003	1A - 5A / 125V AC@ 500A

Power Cross Rating

600V ac, 40A

Operating Temperature

-55°C to +125°C

Physical Specification

Materials

Glass body / Nickel Plated Brass Caps

Lead wire: Tin-lead plated Copper, Diameter 0.032"

Option With Heat Shrink Tubing (VW-1) over body

Marking

On fuse: "bel", "MJS", "Current Rating", "250V" &

"Appropriate Safety Logos"

On label: Above info plus "CE" and interrupting rating

Packaging

1. In bulk: 500 pcs per box
2. On Axial Tape & Reel: 1,500 pcs per reel
3. Tape & Reel specification: per EIA-296-E & IEC 286-1 @ 10mm Pitch and 52.4mm inside Tape Spacing

Catalog Number	Ampere Rating	Typical Cold Resistance (ohm)	Volt-drop @100% In (Volt) max.	Melting I ² T < 10 mSec (A ² Sec)	Melting I ² T @10 In (A ² Sec)	Peak Surge Current (Amp)		Maximum Power Dissipation (W)
						(Fig A) 25 Pulses 10uS x 1000uS	(Fig B) 50 Pulses 10uS x 560uS	
MJS 100	100mA	11.00	1.55	0.068	0.088	4.5	6.0	0.22
MJS 125	125mA	7.62	1.35	0.11	0.14	5.6	7.5	0.24
MJS 150	150mA	5.28	1.17	0.17	0.22	6.8	9.0	0.27
MJS 200	200mA	3.66	1.02	0.26	0.34	9	12	0.30
MJS 250	250mA	2.54	0.89	0.41	0.53	12	16	0.34
MJS 350	350mA	1.46	0.72	0.80	1.03	18	24	0.40
MJS 400	400mA	1.22	0.67	0.99	1.29	20	27	0.42
MJS 500	500mA	0.84	0.59	2	2	26	35	0.47
MJS 700	700mA	0.525	0.49	3	4	38	50	0.54
MJS 750	750mA	0.487	0.48	3	4	38	50	0.55
MJS 1	1A	0.281	0.39	6	8	56	75	0.64
MJS 1.25	1.25A	0.195	0.34	9	12	75	100	0.71
MJS 1.5	1.5A	0.135	0.29	14	19	94	125	0.80
MJS 2	2A	0.094	0.26	23	30	120	160	0.89
MJS 2.5	2.5A	0.065	0.22	35	47	150	200	0.99
MJS 3	3A	0.045	0.19	55	73	195	260	1.10
MJS 3.5	3.5A	0.037	0.18	69	91	225	300	1.16
MJS 4	4A	0.031	0.17	86	114	255	340	1.22
MJS 5	5A	0.022	0.15	135	179	330	440	1.40
MJS 6	6A	0.015	0.13	211	279	428	570	1.50
MJS 7	7A	0.012	0.12	263	350	488	650	1.60

Consult manufacturer for other ratings

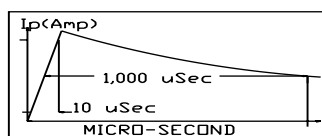


FIG A

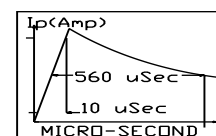
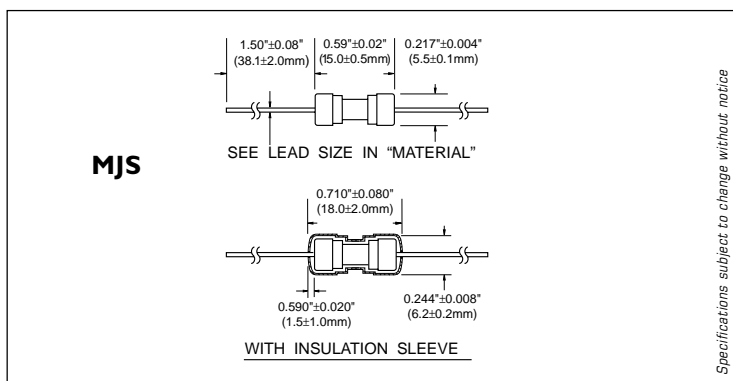


FIG B

See P.4 for explanation of Peak Surge Current Withstand

Mechanical Dimensions

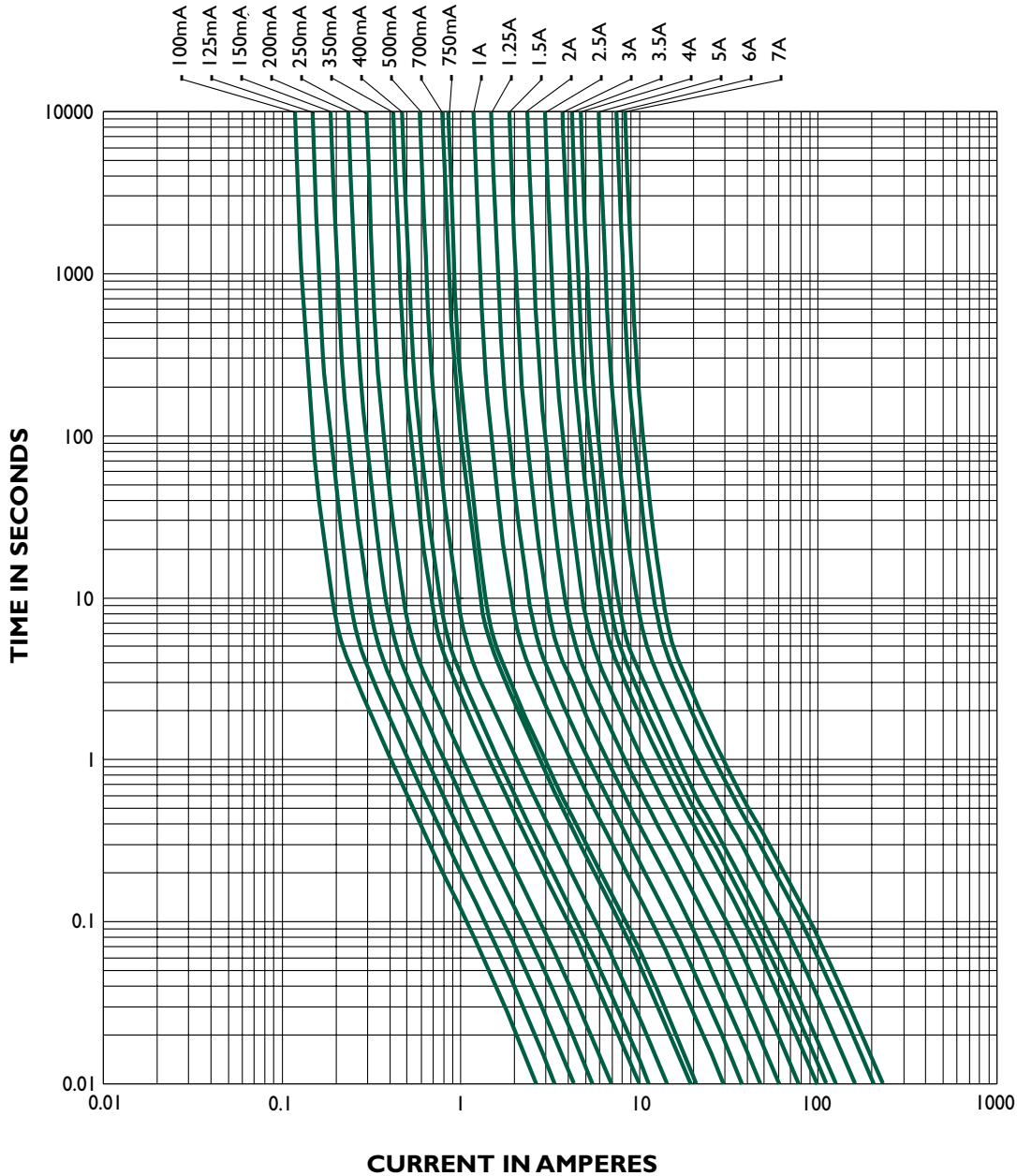


ORDERING INFORMATION SEE PAGES 67 & 68

Type MJS
Lightning Surge Withstand Fuse

5 x 15mm Glass Tube

MJS - TIME CURRENT CHARACTERISTIC CURVE



Specifications subject to change without notice

NOTE - see important information under "User Guide" on P.08

Corporate Office
Bel Fuse Inc.
 206 Van Vorst Street, Jersey City, NJ 07302
 Tel: 201-432-0463
 Fax: 201-432-9542
 E-Mail: belfuse@belfuse.com
 Website: www.belfuse.com

Far East Office
Bel Fuse Ltd.
 8F/8 Luk Hop Street
 San Po Kong
 Kowloon, Hong Kong
 Tel: 852-2328-5515
 Fax: 852-2352-3706

European Office
Bel Fuse Europe Ltd.
 Preston Technology Management Centre
 Marsh Lane, Preston PR1 8UD
 Lancashire, U.K
 Tel: 44-1772-556601
 Fax: 44-1772-888366