

Square Body – DIN 43 653

690V/700V (IEC/U.L.) 40-2000A



Electrical Characteristics					Ordering Information			Curves	
Size	Rated Current RMS-Amps	I ² t (A ² S)		Watts Loss	-KN/80 Type K Indicator for Micro	-KN/110 Type K Indicator for Micro	Carton Qty.	Carton Weight (kg)	BIF #
		Pre-arc	Clearing at 660V						
1*	40	40	270	9	170M3108	170M3258	5	1.60	17056314
	50	77	515	11	170M3109	170M3259			
	63	115	770	14	170M3110	170M3260			
	80	185	1250	18	170M3111	170M3261			
	100	360	2450	21	170M3112	170M3262			
	125	550	3700	26	170M3113	170M3263			
	160	1100	7500	30	170M3114	170M3264			
	200	2200	15000	35	170M3115	170M3265			
	250	4200	28500	40	170M3116	170M3266			
	315	7000	46500	50	170M3117	170M3267			
	350	10000	68500	55	170M3118	170M3268			
	400	15000	105000	60	170M3119	170M3269			
	450	21000	140000	65	170M3120	170M3270			
	500	27000	180000	70	170M3121	170M3271			
	550	34000	230000	75	170M3122	170M3272			
	630	48500	325000	80	170M3123	170M3273			
1	200	1650	11500	45	170M4108	170M4258	3 (-/80)	1.38	17056316
	250	3100	21000	55	170M4109	170M4259			
	315	6200	42000	58	170M4110	170M4260			
	350	8500	59000	60	170M4111	170M4261	2 (-/110)	1.00	
	400	13500	91500	65	170M4112	170M4262			
	450	17000	120000	70	170M4113	170M4263			
	500	25000	170000	72	170M4114	170M4264			
	550	34000	230000	75	170M4115	170M4265			
	630	52000	350000	80	170M4116	170M4266			
	700	69500	465000	85	170M4117	170M4267			
	800	105000	725000	95	170M4118	170M4268			
	†900	155000	†850000	100	170M4119	170M4269			
2	400	11000	74000	65	170M5108	170M5258	2	1.26	17056318
	450	15500	105000	70	170M5109	170M5259			
	500	21500	145000	75	170M5110	170M5260			
	550	28000	190000	80	170M5111	170M5261			
	630	41000	275000	90	170M5112	170M5262			
	700	60500	405000	95	170M5113	170M5263			
	800	86000	575000	105	170M5114	170M5264			
	900	125000	840000	110	170M5115	170M5265			
	1000	180000	1250000	115	170M5116	170M5266			
	1100	245000	1600000	120	170M5117	170M5267			
1250	365000	2400000	130	170M5118	170M5268				
3	500	14000	95000	95	170M6108	170M6258	1	0.92	17056320
	550	19500	135000	100	170M6109	170M6259			
	630	31000	210000	105	170M6110	170M6260			
	700	44500	300000	110	170M6111	170M6261			
	800	69500	465000	115	170M6112	170M6262			
	900	100000	670000	120	170M6113	170M6263			
	1000	140000	945000	125	170M6114	170M6264			
	1100	190000	1300000	130	170M6115	170M6265			
	1250	290000	1950000	140	170M6116	170M6266			
	1400	370000	2450000	155	170M6117	170M6267			
	1500	460000	3100000	160	170M6118	170M6268			
	1600	580000	3900000	160	170M6119	170M6269			
	†1800	880000	†5250000	165	170M6120	170M6270			
‡2000	1150000	‡6350000	175	170M6121	170M6271				

- Interrupting rating 200kA (Estimated 300kA) RMS Symmetrical.
- Watts loss provided at rated current.
- Rated voltage (IEC) †600V †550V (Consult Bussmann for U.L. Recognition/ CSA Component Acceptance status.)
- Microswitch indicator ordered separately.

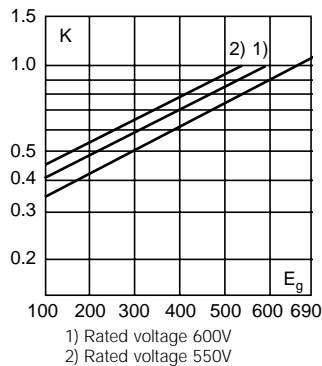
1 kg = 2.2 lbs. 1 lb = 0.45 kg



Electrical Characteristics

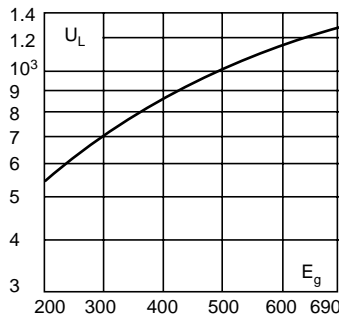
Total Clearing I²t

The total clearing I²t at rated voltage and at power factor of 15% are given in the electrical characteristics. For other voltages, the clearing I²t is found by multiplying by correction factor, K, given as a function of applied working voltage, E_g, (RMS).



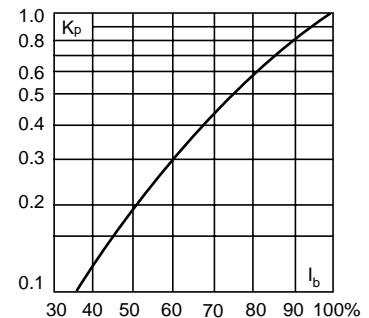
Arc Voltage

This curve gives the peak arc voltage, U_L, which may appear across the fuse during its operation as a function of the applied working voltage, E_g, (RMS) at a power factor of 15%.



Power Losses

Watts loss at rated current is given in the electrical characteristics. The curve allows the calculation of the power losses at load currents lower than the rated current. The correction factor, K_p, is given as a function of the RMS load current, I_b, in % of the rated current.

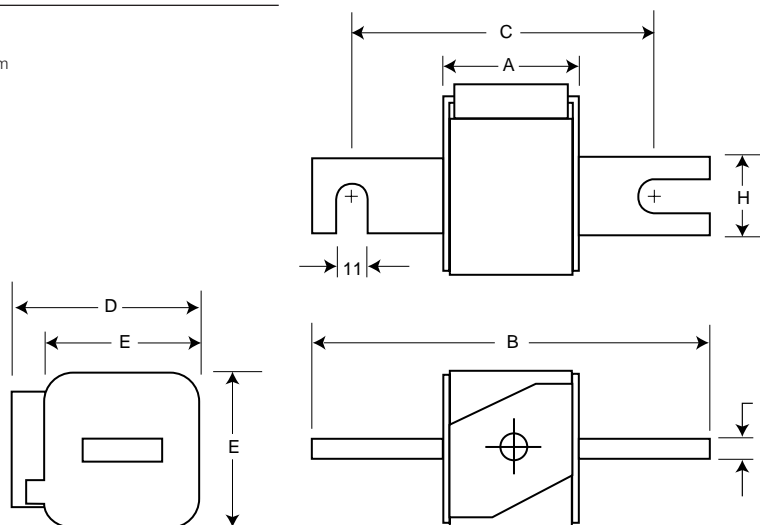


Dimensions

DIN 43 653: Type -KN/80, -KN/110

Size	A	B	B\$	C	C\$	D	E	H
1*	50	104	134	78	108	59	45	22
1	50	108	138	78	108	69	53	25
2	50	108	138	78	108	77	61	25
3	51	109	139	78	108	92	76	30

\$Valid for fuse type -KN/110.
Dimension in mm.
1mm = 0.0394" 1" = 25.4mm



The only controlled copy of this BIF document is the electronic read-only version located on the Bussmann Network Drive. All other copies of this document are by definition uncontrolled. This bulletin is intended to clearly present comprehensive product data and provide technical information that will help the end user with design applications. Bussmann reserves the right, without notice, to change design or construction of any products and to discontinue or limit distribution of any products. Bussmann also reserves the right to change or update, without notice, any technical information contained in this bulletin. Once a product has been selected, it should be tested by the user in all possible applications.