


1/4" x 1 1/4" Time-Delay, Glass Tube Fuses MDL Series

Description

- Time-delay
- Optional axial leads available
- 1/4" x 1 1/4" (6.4 x 31.7mm) physical size
- Glass tube, nickel-plated brass endcap construction
- UL Listed product meets standard 248-14



| Electrical Characteristics | | |
|----------------------------|-----------------|---------------------|
| Rated Current | % of Amp Rating | Opening Time |
| 1/16 - 30A | 100% | None |
| | 135% | 60 minutes maximum |
| | 200% | 120 seconds maximum |
| 1/16 - 3A | 200% | 5 seconds minimum |
| 3-2/10 - 8A | 200% | 12 seconds minimum |

Agency Information

- UL Listed Card: MDL 1/16 - 8A (Guide JDYX, File E19180)
- UL Recognized Card: MDL 9 - 30A (Guide JDYX2, File E19180)
- CSA Certification Card: MDL 1/16 - 8A (Class No. 1422-01)
- CSA Component Acceptance: MDL 9-30A (Class No. 1422-30)
- CE

Environmental Data

- Shock: 1A thru 30A – MIL-STD-202, Method 207, (HI Shock)
- Vibration: 1/4A thru 30A – MIL-STD-202, Method 204, Test Condition C (Except 5g, 500HZ)

Ordering

Specify packaging code

- Insert packaging code prefix before part number. E.g., BK (or BK1)-MDL-5-R

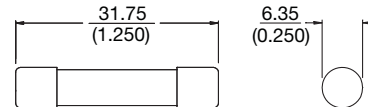
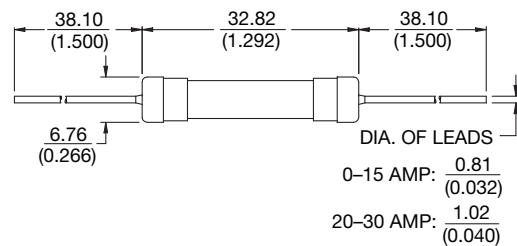
Specify option codes if desired

- For axial leads, insert "V" between catalog series and amp rating. E.g., BK-MDL-V-5-R

- For board washable, insert "B" between catalog series and amp rating. E.g., BK-MDL-B-5-R
- For axial leads and board washable, insert "B" then "V" between catalog series and amp rating. E.g., BK-MDL-BV-5-R

Dimensions - mm (in)

Drawing Not to Scale



Specifications

| Part Number | Voltage Rating Vac | AC Interrupting Rating* (amps)@ | | | Typical DC Cold Resistance** (Ω) | Typical Melting I ^{††} AC | Typical Voltage Drop‡ |
|-------------|--------------------|---------------------------------|--------|-------|----------------------------------|------------------------------------|-----------------------|
| | | 250Vac | 125Vac | 32Vac | | | |
| MDL-1/16-R | 250 | 35 | 10000 | - | 45.6 | 0.0046 | 2.79 |
| MDL-1/10-R | 250 | 35 | 10000 | - | 15.68 | 0.0420 | 1.95 |
| MDL-1/8-R | 250 | 35 | 10000 | - | 12.238 | 0.0422 | 1.52 |
| MDL-3/16-R | 250 | 35 | 10000 | - | 4.81 | 0.116 | 1.05 |
| MDL-2/10-R | 250 | 35 | 10000 | - | 5.234 | 0.314 | 0.972 |
| MDL-1/4-R | 250 | 35 | 10000 | - | 3.208 | 0.447 | 0.965 |
| MDL-3/10-R | 250 | 35 | 10000 | - | 2.046 | 0.412 | 0.808 |
| MDL-3/8-R | 250 | 35 | 10000 | - | 1.567 | 0.982 | 1.46 |
| MDL-1/2-R | 250 | 35 | 10000 | - | 0.943 | 1.656 | 1.27 |
| MDL-3/4-R | 250 | 35 | 10000 | - | 0.397 | 4.343 | 1.01 |
| MDL-1-R | 250 | 35 | 10000 | - | 0.273 | 11.498 | 0.995 |
| MDL-1-1/4-R | 250 | 100 | 10000 | - | 0.205 | 86.2 | 0.722 |
| MDL-1-1/2-R | 250 | 100 | 10000 | - | 0.156 | 22.7 | 0.721 |
| MDL-2-R | 250 | 100 | 10000 | - | 0.116 | 62.3 | 0.644 |
| MDL-2-1/4-R | 250 | 100 | 10000 | - | 0.096 | 49.6 | 0.535 |
| MDL-2-1/2-R | 250 | 100 | 10000 | - | 0.081 | 63.1 | 0.410 |
| MDL-3-R | 250 | 100 | 10000 | - | 0.057 | 67.5 | 0.345 |
| MDL-4-R | 250 | 200 | 10000 | - | 0.038 | 19.3 | 0.187 |
| MDL-5-R | 250 | 200 | 10000 | - | 0.025 | 32.0 | 0.160 |
| MDL-6-R | 250 | 200 | 10000 | - | 0.022 | 37.4 | 0.155 |
| MDL-6-1/4-R | 250 | 200 | 10000 | - | 0.02 | 38.7 | 0.152 |
| MDL-7-R | 250 | 200 | 10000 | - | 0.018 | 42.7 | 0.140 |
| MDL-8-R | 250 | 200 | 10000 | - | 0.015 | 47.8 | 0.119 |
| MDL-9-R | 32 | - | - | 1000 | 0.012 | 51.5 | 0.124 |
| MDL-10-R | 32 | - | - | 1000 | 0.01 | 64.4 | 0.114 |
| MDL-15-R | 32 | - | - | 1000 | 0.005 | 354.0 | 0.130 |
| MDL-20-R | 32 | - | - | 1000 | 0.004 | 2914.0 | 0.530 |
| MDL-25†† | 32 | - | - | 1000 | 0.01225 | 15221.0 | 0.30 |
| MDL-30†† | 32 | - | - | 1000 | 0.0011 | 15581.0 | 0.40 |

* Interrupting Ratings (Interrupting ratings were measured at 70% - 80% power factor on AC)

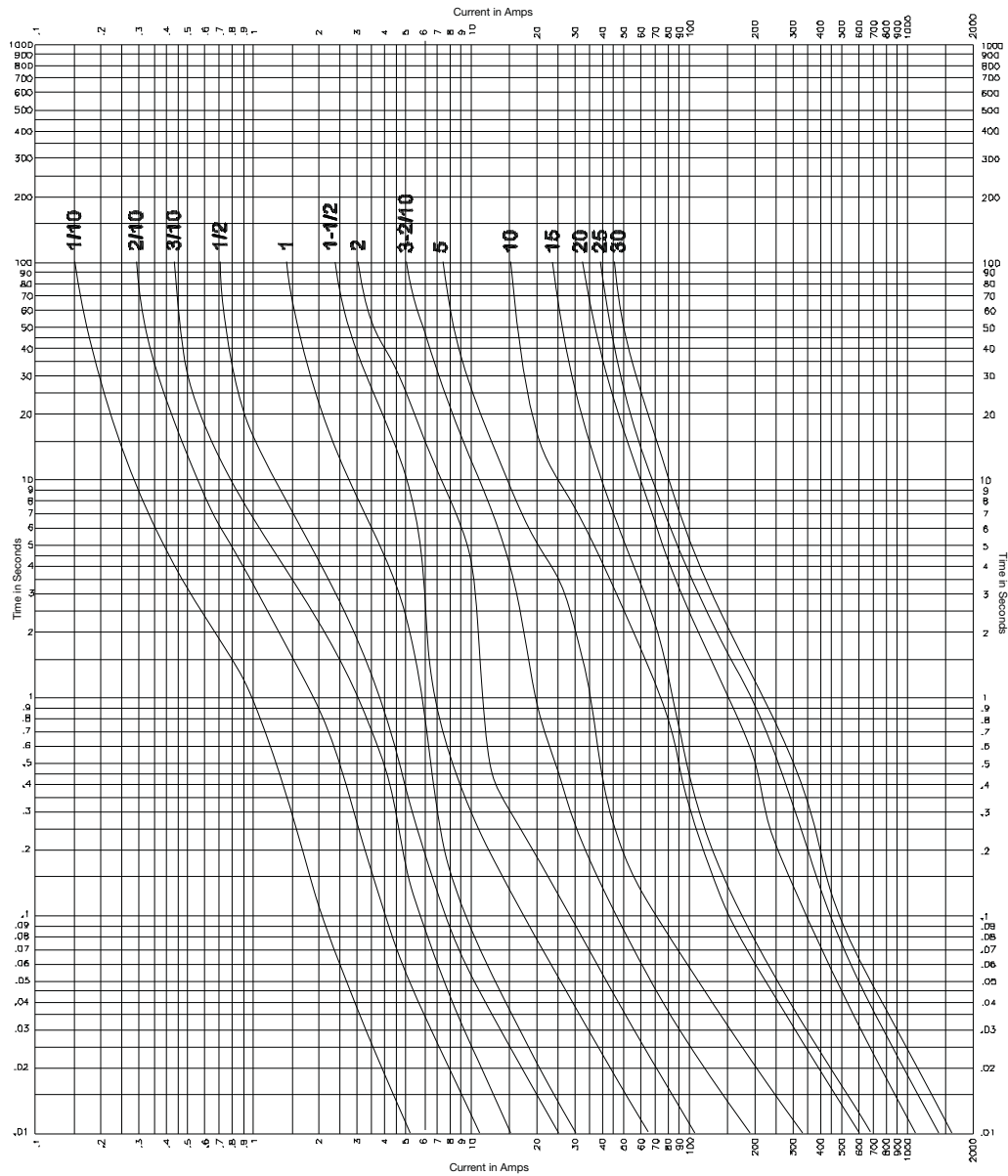
** DC Cold Resistance (Measured at ≤10% of rated current)

† Typical Melting I^{††} (A²Sec) (I^{††} was measured at listed interrupting rating and rated voltage.)

‡ Typical Voltage Drop (Voltage drop was measured at 25°C±3°C ambient temperature at rated current)

†† MDL-25 & MDL-30 not available in RoHS compliant construction.

Time-Current Curve



| Packaging Code | |
|----------------|--|
| Packaging Code | Description |
| BK | 100 fuses packed into a cardboard carton |
| BK1 | 1,000 fuses packed into a cardboard carton |
| BK8 | 8,000 fuses packed into a cardboard carton |

| Option Code | |
|-------------|--|
| Option Code | Description |
| B | Sealed to withstand aqueous cleaning (Board Washable) |
| V | Axial leads - copper tinned wire with nickel plated brass overcaps |

The only controlled copy of this Data Sheet is the electronic read-only version located on the Cooper Bussmann Network Drive. All other copies of this document are by definition uncontrolled. This bulletin is intended to clearly present comprehensive product data and provide technical information that will help the end user with design applications. Cooper Bussmann reserves the right, without notice, to change design or construction of any products and to discontinue or limit distribution of any products. Cooper Bussmann also reserves the right to change or update, without notice, any technical information contained in this bulletin. Once a product has been selected, it should be tested by the user in all possible applications.

Life Support Policy: Cooper Bussmann does not authorize the use of any of its products for use in life support devices or systems without the express written approval of an officer of the Company. Life support systems are devices which support or sustain life, and whose failure to perform, when properly used in accordance with instructions for use provided in the labeling, can be reasonably expected to result in significant injury to the user.

© 2009 Cooper Bussmann
St. Louis, MO 63178
www.cooperbussmann.com

