

SSTDNOV2010





Electrical Characteristics (UL/CSA STD. 248-14)

Testing current	Blow Time	
	Minimum	Maximum
100%	4 Hrs.	N/A
200%	1 Sec	60 Sec
300%	0.2 Sec	3 Sec
800%	0.02 Sec	0.1 Sec

Approvals



Safety Agency Approvals	Amp range / Volt @ I.R.ability
 Listed File No. E20624  Certified File No. LR39772	375mA - 7A / 125V @ 50A AC and DC

RoHS 6 Compliant Product

RoHS Reflow Reference : JEDEC J-STD-020C (260°C, 40 sec max)
RoHS Wave Soldering Compatible : (260°C, 10 sec max)

Environmental Specification

Shock Resistance

MIL-STD-202G, Method 213B, Test Condition I
(100 G's peak for 6 milliseconds; Sawtooth Waveform)

Vibration Resistance

MIL-STD-202G, Method 201A (10-55 Hz, 0.06 inch, total excursion)

Salt Spray Resistance

MIL-STD-202G, Method 101E, Test condition B (48 hrs)

Insulation Resistance

MIL-STD-202G, Method 302, Test Condition A
(After Opening) 10,000 ohms minimum

Solderability

MIL-STD-202G, Method 208H

Soldering Heat Resistance

MIL-STD-202G Method 210F, Test Condition C. Top Side
(260°C, 20 sec)
MIL-STD-202G Method 210F, Test Condition D. Bottom Side
(260°C, 10 sec)

Thermal Shock Resistance



MIL-STD-202G, Method 107G, Test Condition B
(-65°C to +125°C)

Operating Temperature

-55°C to +125°C

Catalog Number	Ampere Rating	Typical Cold Resistance (ohm)	Volt-drop @ 100% In (Volt) max.	Melting I ² T < 10 mSec (A ² Sec)	Melting I ² T @ 10' In (A ² Sec)	Maximum Power Dissipation (W)
SST 375	375mA	0.70	0.47	0.15	0.15	0.25
SST 500	500mA	0.46	0.43	0.27	0.28	0.30
SST 625	625mA	0.33	0.39	0.45	0.47	0.35
SST 750	750mA	0.26	0.37	0.66	0.69	0.39
SST 1	1A	0.17	0.34	1.2	1.3	0.47
SST 1.5	1.5A	0.10	0.29	3	3.1	0.62
SST 2	2A	0.06	0.24	5	5.7	0.68
SST 2.5	2.5A	0.04	0.21	9	9	0.74
SST 3	3A	0.032	0.18	14	16	0.80
SST 3.5	3.5A	0.027	0.17	18	20	0.84
SST 4	4A	0.023	0.16	23	26	0.88
SST 5	5A	0.017	0.14	38	43	0.95
SST 6	6A	0.013	0.12	56	63	1.02
SST 6.3	6.3A	0.012	0.12	62	70	1.03
SST 7	7A	0.010	0.11	80	90	1.08

Consult manufacturer for other ratings

HALOGEN FREE= 
LEAD FREE = 

Physical Specification

Materials

Ceramic body / Palladium Plated Brass Caps

Marking

On fuse:

"Current Rating" in green color, "bel" stamped in end caps

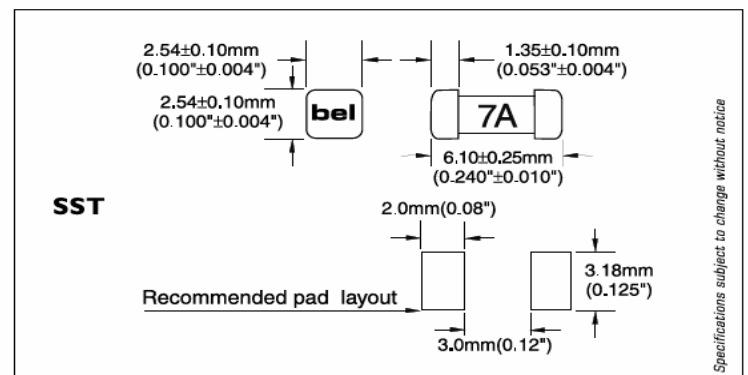
On label:

"bel", "SST", "Current Rating", "Voltage Rating", "Interrupting Rating",
"Appropriate Safety Logos" and ,  (China RoHS compliant)

Packaging

5,000 fuses in 13 inches dia. Reel, 12 mm wide tape, 4mm pitch, per EIA Standard 481-C

Mechanical Dimensions



ORDERING INFORMATION SEE LAST 2 PAGES

Type SST
Square Ceramic Surface Mount Slow Blow Fuse

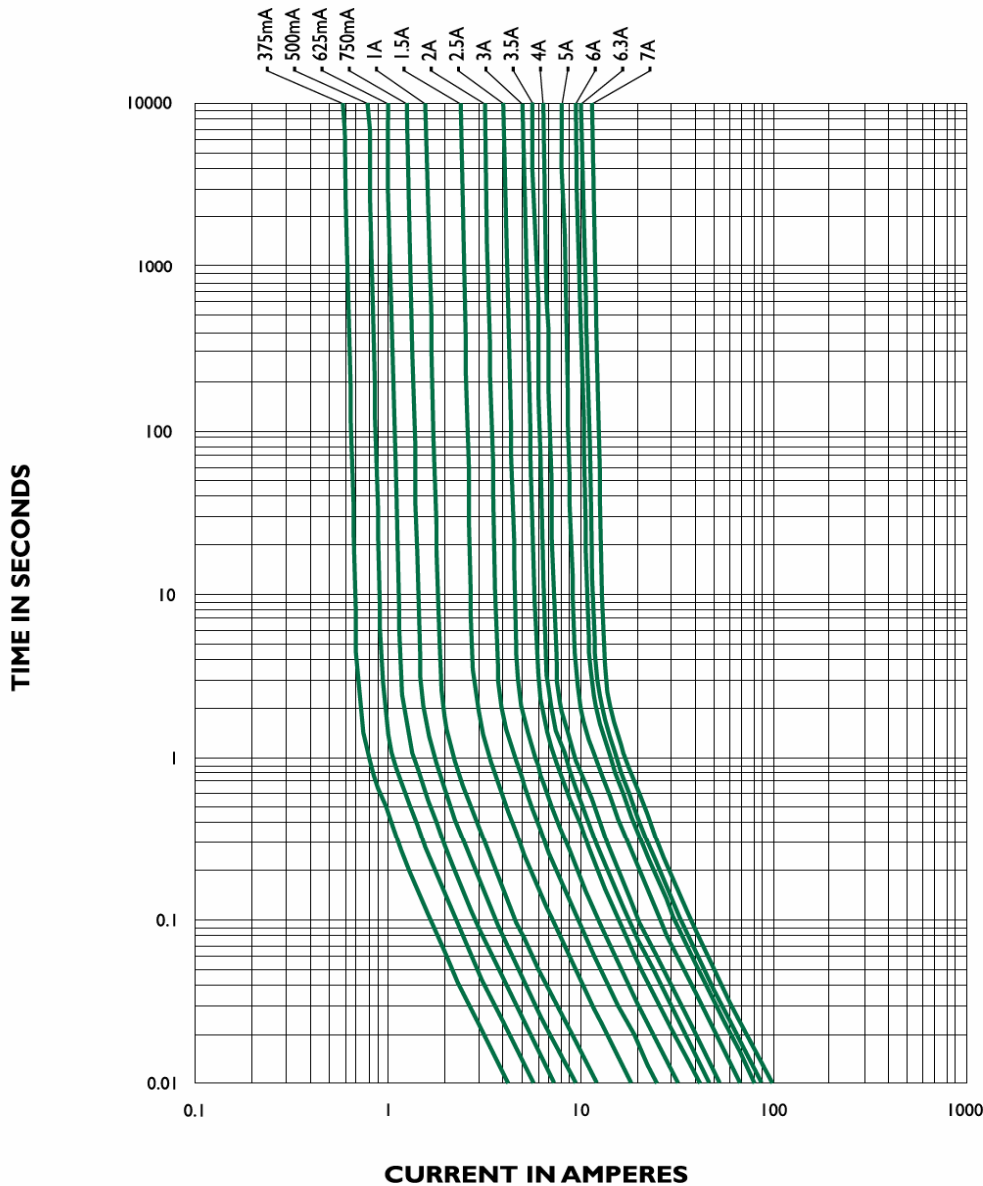


2410 Size
 RoHS 6 Compliant



SSTCNOV2010

SST - TIME CURRENT CHARACTERISTIC CURVE



Specifications subject to change without notice

NOTE - see important information under "User Guide" on P.08

Corporate Office
Bel Fuse Inc.
 206 Van Vorst Street, Jersey City, NJ 07302
 Tel: 201-432-0463
 Fax: 201-432-9542
 E-Mail: belfuse@belfuse.com

Far East Office
Bel Fuse Ltd.
 8F/8 Luk Hop Street
 San Po Kong
 Kowloon, Hong Kong
 Tel: 852-2328-5515

European Office
Bel Fuse Europe Ltd.
 Preston Technology Management Centre
 Marsh Lane, Preston PR1 8UQ
 Lancashire, U.K
 Tel: 44-1772-556601