


## S-8000 Series

### 1/4" x 1 1/4" Fuse Blocks



#### Description

- For 1/4" x 1 1/4" (6.3 x 32mm) fuses
- Bolt-in and snap-in mounting available
- Tight cluster mounting
- All types of terminal configurations
- Clips made of spring-bronze
- Anti-rotational pin provided
- Flame retardant thermoplastic meets UL 94V0

#### Environmental Data

- Relative Temperature Index (RTI)
  - Bolt-in 130°C
  - Snap-in 110°C

#### Agency Information

- UL Recognized: E14853
- CSA Certified: 47235



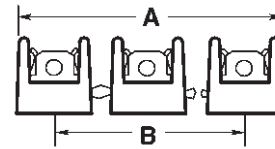
Specifications			
Series	Volts	UL Max Amps	CSA Max. Amps
<b>S-8000</b>	300Vac/dc	25	21
<b>S-8100</b>	300Vac/dc	20	13
<b>S-8200</b>	300Vac/dc	20	16
<b>S-8300</b>	300Vac/dc	30	25

#### Dimensions - mm/in.

##### S-8000 Single-Pole Snap-In Mounting Series



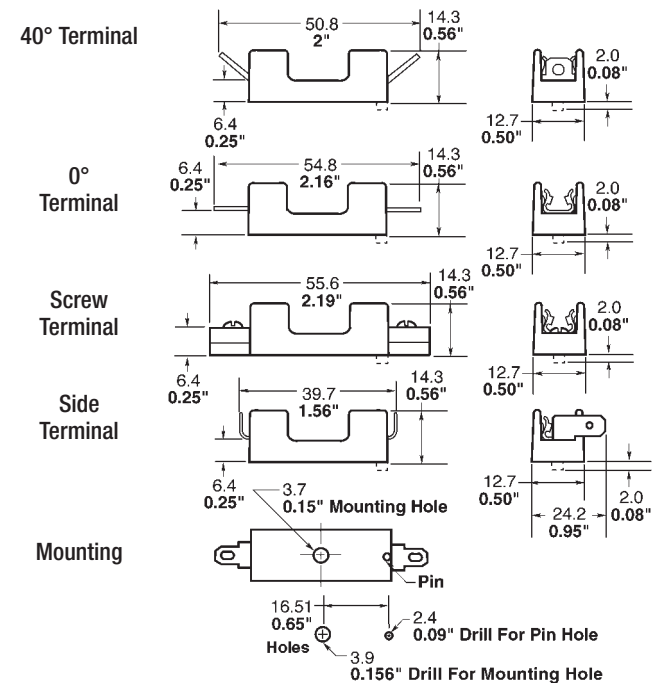
#### Multiple Pole



No. of Poles	Mounting Dimensions		Mounting Dimensions	
	Inches		Millimeters	
	A	B	A	B
<b>1</b>	-	-	-	-
<b>2</b>	1 1/8"	5/8"	28.6	15.9
<b>3</b>	1 3/4"	1 1/4"	44.4	31.8
<b>4</b>	2 3/8"	1 7/8"	60.3	47.6
<b>5</b>	3"	2 1/2"	76.2	63.5
<b>6</b>	3 5/8"	3 1/8"	92.1	79.4
<b>7</b>	4 1/4"	3 3/4"	108.0	95.2
<b>8</b>	4 7/8"	4 3/8"	123.8	111.1
<b>9</b>	5 1/2"	5"	139.7	127.0
<b>10</b>	6 1/8"	5 5/8"	155.6	142.9
<b>11</b>	6 3/4"	6 1/4"	171.4	158.8
<b>12</b>	7 3/8"	6 7/8"	187.3	174.6

#### Dimensions - mm/in.

##### S-8000 Single-Pole Bolt-In Mounting Series



Component	Material
Clip	Spring-Bronze, Bright Tin-Plate
Body	Thermoplastic

Packaging Code	
Catalog Number Prefix	Description
Blank	Varies with number of poles. Contact customer service.
BK/	Varies with number of poles. Contact customer service.

### Ordering

- Specify packaging, product, and option code

### Bolt-in Mounting Example:

BK/S-8102-6-R

<u>BK/</u>	<u>S-8</u>	<u>1</u>	<u>02</u>	<u>6</u>	-	<u>R</u>
↓	↓	↓	↓	↓		↓
1	2	3	4	5		7

### Snap-in Mounting Example:

BK/S-8001-1-SNP-R

<u>BK/</u>	<u>S-8</u>	<u>0</u>	<u>01</u>	-	<u>1</u>	-	<u>SNP</u>	-	<u>R</u>
↓	↓	↓	↓		↓		↓		↓
1	2	3	4		5		6		7

1. Packaging Code:

2. Series Number:

3. Type Terminal:

4. Terminal Angle:

5. Number of Poles:

6. Mounting Style:

7. RoHS Compliant Version

BK/

S-8

0 = Solder

1 = <sup>3</sup>/<sub>16</sub>" quick connect

2 = <sup>1</sup>/<sub>4</sub>" quick connect

3 = Screw

01 = Straight (0°)

02 = 40° Angle

03 = Side\*

(1 – 12)

1X = One pole, No Mounting Stud

SNP = Snap-in Mounting\*

-R

\*Available only in single pole

This bulletin is intended to present product design solutions and technical information that will help the end user with design applications. Cooper Bussmann reserves the right, without notice, to change design or construction of any products and to discontinue or limit distribution of any products. Cooper Bussmann also reserves the right to change or update, without notice, any technical information contained in this bulletin. Once a product has been selected, it should be tested by the user in all possible applications.

Life Support Policy: Cooper Bussmann does not authorize the use of any of its products for use in life support devices or systems without the express written approval of an officer of the Company. Life support systems are devices which support or sustain life, and whose failure to perform, when properly used in accordance with instructions for use provided in the labeling, can be reasonably expected to result in significant injury to the user.