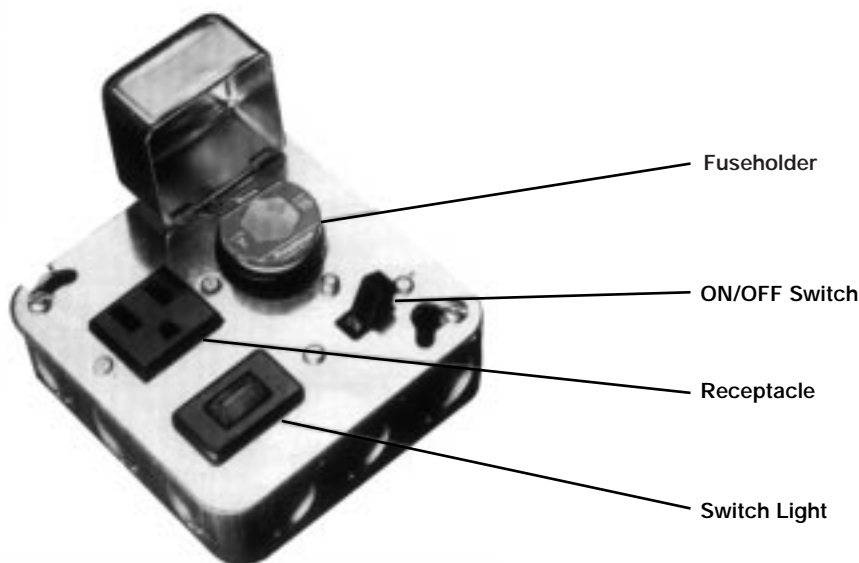


# Box Cover Units For Plug Fuses



Catalog Symbol: SOU, SRU, SSU, SOW, SRW, SSW, SOX, SRX, SSX, SOY, SRY, SSY, SSY-RL, STY, SCY, SOY-B, and SKA

**General Information:**

- Plug-fuse box cover units provide a simple inexpensive way to protect small motors with Buss® dual-element FUSETRON® or FUSTAT® plug fuses.
- Box cover units are easily installed in standard electric boxes.
- Using fuses sized at the ampere rating of a motor or slightly larger, will provide optimum overload and short-circuit protection.

**Selection Data**

Box Cover Cat. No.	Type Box	Receptacle Fuseholder		Outlet to Load		Switch Control <sup>1</sup>	Switch Light <sup>2</sup>	Motor <sup>4</sup> Size (Max.)	General Data	Agency Information
		Single	Double	125V	250V					
SOU	2 3/4" Handy	X						3/4 HP	125V, 15A	U.L., CSA
SRU		X		X				1/2 HP	125V, 15A	U.L.
SSU <sup>5</sup>		X				X		1/2 HP	125 Vac (do not use on dc), 15A	U.L., CSA
SOW	2 3/4" Switch	X						3/4 HP	125, 15A	U.L., CSA
SRW		X		X				1/2 HP	125, 15A	U.L.
SSW		X				X		1/2 HP	125 Vac (do not use on dc), 15A	U.L., CSA
SOX	4" Octagon	X						3/4 HP	125V, 15A	U.L., CSA
SRX		X		X				1/2 HP	125V, 15A	U.L.
SSX		X				X		1/2 HP	125 Vac (do not use on dc), 15A	U.L., CSA
SOY	4" Square	X						3/4 HP	125V, 15A	U.L., CSA
SRY		X		X				1/2 HP	125V, 15A	U.L.
SSY		X				X		1/2 HP	125 Vac (do not use on dc), 15A	U.L., CSA
SSY-RL		X		X		X	X	1/2 HP	125 Vac (do not use on dc), 15A	—
STY <sup>3</sup>			X			X		1/2 HP	125 Vac (do not use on dc), 15A	U.L.
SCY				X			X(2)	1/2 HP(2)	125 Vac (do not use on dc); can protect two motors, 15A	U.L.
SOY-B				X				3/4 HP	125V, protects two motors, 15A	U.L.
SKA	4 1/16" Square		X		X(15A)		2 HP	250V, 15A single phase	U.L.	

<sup>1</sup>Switch turns power to fused load OFF or ON.

<sup>2</sup>Switch light indicates power to load (dark when switch OFF or fuse open).

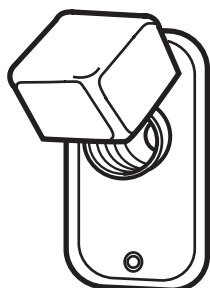
<sup>3</sup>Double-pole switch opens both sides of circuit. STY can be used for two separate 125V motors not larger than 1/2 HP with the common switch, or a single motor not larger than 2 HP at 250V (maximum of 150V to ground).

<sup>4</sup>U.L. Guide JAMZ, File E6491; CSA Class 6225-01, File 47235.

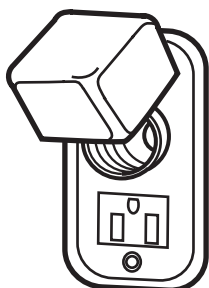
<sup>5</sup>Weatherproof version available, Part No. SSN.

# Box Cover Units For Plug Fuses

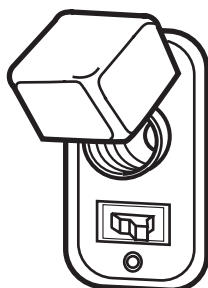
## Dimensional Data For 2¼" Handy Boxes



SOU

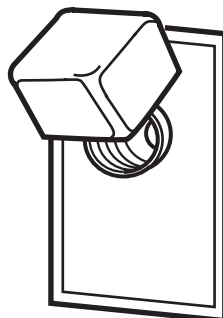


SRU

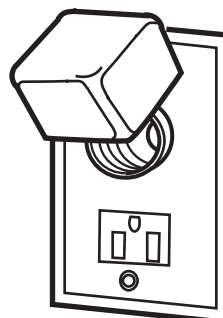


SSU

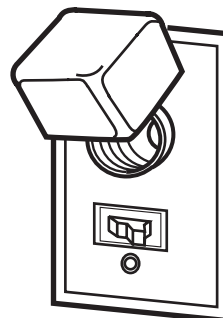
## For 2¾" Switch Boxes



SOW

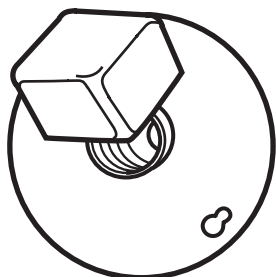


SRW

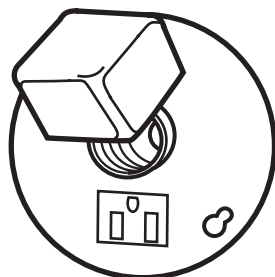


SSW

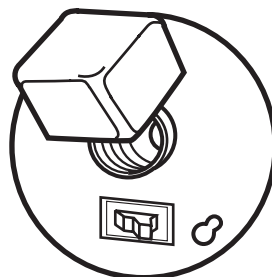
## For 4" Octagon Boxes



SOX




SRX




SSX

## For 4 1/16" Square Boxes

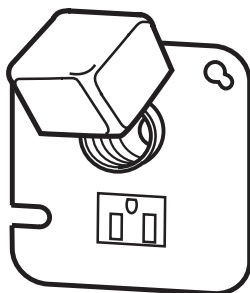


SKA

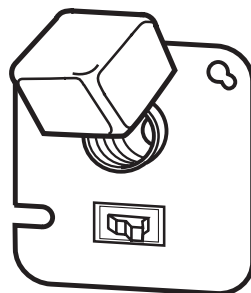
## For 4" Square Boxes




SOY



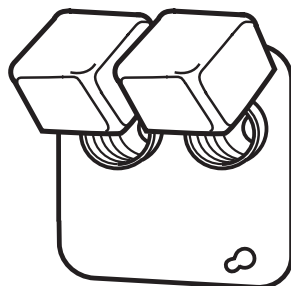
SRY




SSY




SSY-RL



SOY-B



STY



SCY