

# Cylindrical Fuse Links for Industrial Applications

## Class gG/gL and aM, 0.16 to 125A, 400 to 690Vac



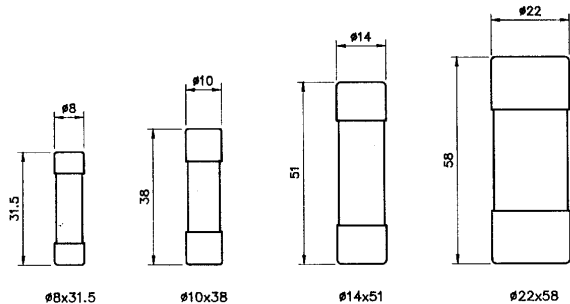
Catalogue Symbol:

Class gG/gL			
Size (mm)	Without Indicator (Example)	With Indicator (Example)	With Striker* (Example)
8 x 31	C08G(amps) (C08G4)	C08G(amps)I (C08G4I)	N/A
10 x 38	C10G(amps) (C10G4)	C10G(amps)I (C10G4I)	N/A
14 x 51	C14G(amps) (C14G4)	C14G(amps)I (C14G4I)	C14G(amps)S* (C14G4S)
22 x 58	C22G(amps) (C22G4)	C22G(amps)I (C22G4I)	C22G(amps)S* (C22G4S)
Class aM			
8 x 31	C08M(amps) (C08M4)	N/A	N/A
10 x 38	C10M(amps) (C10M4)	C10M(amps)I (C10M4I)	N/A
14 x 51	C14M(amps) (C14M4)	C14M(amps)I (C14M4I)	C14M(amps)S* (C14M4S)
22 x 58	C22M(amps) (C22M12)	C22M(amps)I (C22M12I)	C22M(amps)S* (C22M12S)

\* Striker fuse links can operate a micro-switch for remote fuse link operated indication

### Dimensions - mm

Fuse Links - with or without indicator



### Class of Operation:

gG-gL For general purpose applications  
aM For motor protection applications

Fuse Holders: Refer to data sheet 2143

Standards/Approvals: IEC 60269

**Description:** Cylindrical class gG-gL and aM fuse links are intended for industrial applications. Some industrial fuse links are available with an operated visible fuse indicator. Sizes 14 x 51, 22 x 58 in both class gG-gL and aM are also available with a built-in striker for micro-switch operation and remote indication.

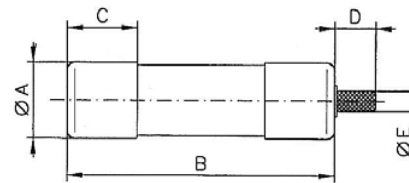
### Packaging:

MOQ: please contact our customer service department  
00 44 (0) 1509 882 600 or bulesales@cooperindustries.com

### Technical Data:

Rated voltage: from 400 to 690Vac  
Amps: 0.16 to 125A  
Rated breaking capacity: 20 to 120kA

Fuse Links with striker



Size (mm)	A	B	C	D	E
14 x 51	14	51	13	8	4
22 x 58	22	58	16	8	4

For striker fuse link applications use CH141DMS or CH221DMS fuse holders with micro-switch auxiliary contacts.

# Cylindrical Fuse Links for Industrial Applications

## Class gG/gL, 0.5 to 125A, 400 to 690Vac

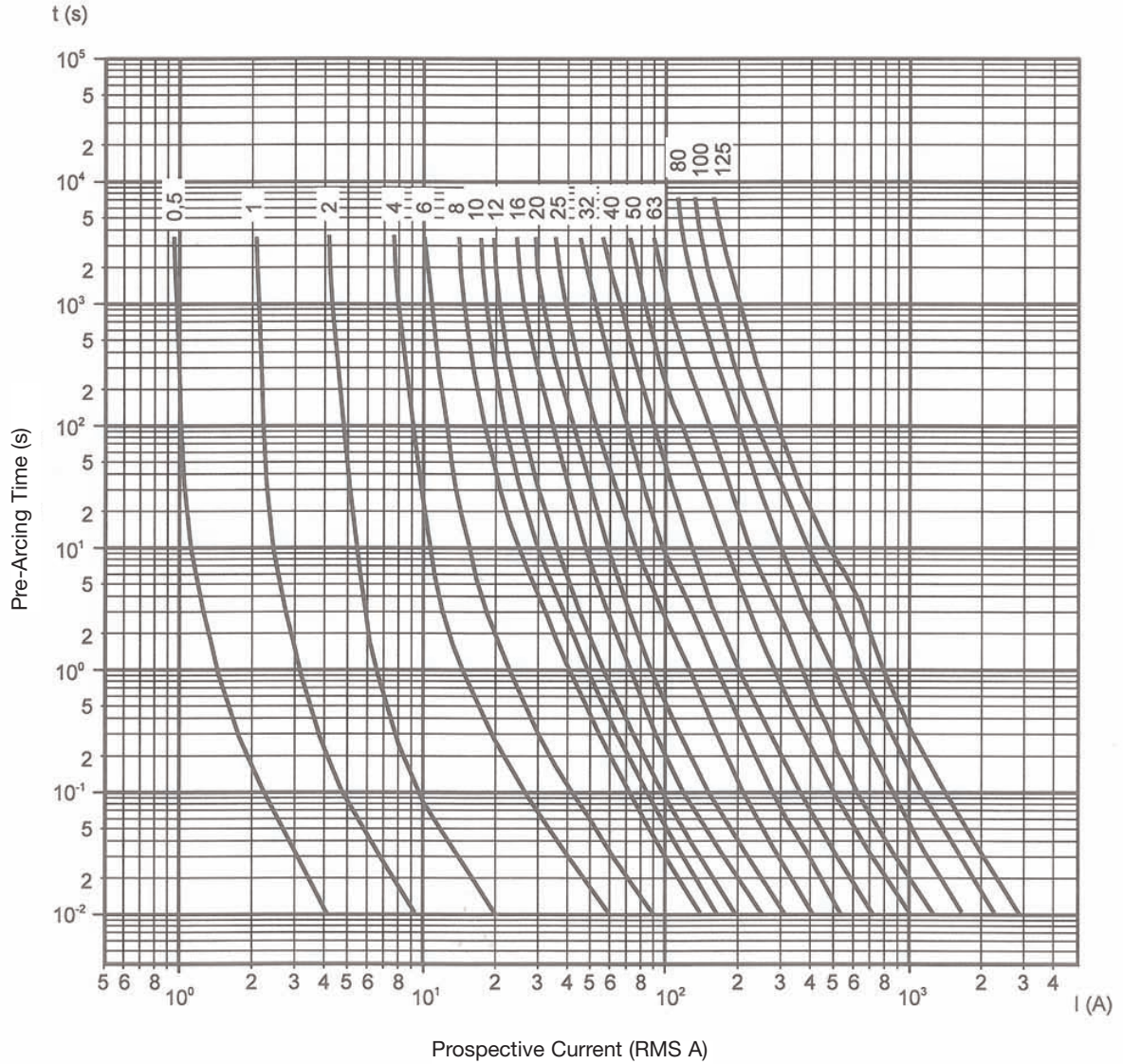
### Class gG/gL - Catalogue Numbers

Size (mm)	Current (A)	Catalogue Numbers Without Indicator	Catalogue Numbers With Indicator	Catalogue Numbers With Striker	Voltage (V)	Breaking Capacity (kA)
8x31	0.5	C08G0.5	-	-	400V	20kA
	1	C08G1	-	-		
	2	C08G2	C08G2I	-		
	4	C08G4	C08G4I	-		
	6	C08G6	C08G6I	-		
	8	C08G8	C08G8I	-		
	10	C08G10	C08G10I	-		
	12	C08G12	C08G12I	-		
	16	C08G16	C08G16I	-		
	20	C08G20	C08G20I	-		
10x38	0.5	C10G0.5	-	-	500V	120kA
	1	C10G1	C10G1I	-		
	2	C10G2	C10G2I	-		
	4	C10G4	C10G4I	-		
	6	C10G6	C10G6I	-		
	8	C10G8	C10G8I	-		
	10	C10G10	C10G10I	-		
	12	C10G12	C10G12I	-		
	16	C10G16	C10G16I	-		
	20	C10G20	C10G20I	-		
	25	C10G25	C10G25I	-		
	32	C10G32	C10G32I	-		
	14x51	1	C14G1	C14G1I	-	690V
2		C14G2	C14G2I	C14G2S		
4		C14G4	C14G4I	C14G4S		
6		C14G6	C14G6I	C14G6S		
8		C14G8	C14G8I	C14G8S		
10		C14G10	C14G10I	C14G10S		
12		C14G12	C14G12I	C14G12S		
16		C14G16	C14G16I	C14G16S		
20		C14G20	C14G20I	C14G20S		
25		C14G25	C14G25I	C14G25S		
32		C14G32	C14G32I	C14G32S	500V	120kA
40		C14G40	C14G40I	C14G40S	400V	
50		C14G50	C14G50I	C14G50S	400V	
22x58	2	C22G2	C22G2I	-	690V	80kA
	4	C22G4	C22G4I	C22G4S		
	6	C22G6	C22G6I	C22G6S		
	8	C22G8	C22G8I	C22G8S		
	10	C22G10	C22G10I	C22G10S		
	12	C22G12	C22G12I	C22G12S		
	16	C22G16	C22G16I	C22G16S		
	20	C22G20	C22G20I	C22G20S		
	25	C22G25	C22G25I	C22G25S		
	32	C22G32	C22G32I	C22G32S		
	40	C22G40	C22G40I	C22G40S		
	50	C22G50	C22G50I	C22G50S		
	63	C22G63	C22G63I	C22G63S		
	80	C22G80	C22G80I	C22G80S		
	100	C22G100	C22G100I	C22G100S	400V	
125	C22G125	C22G125I	C22G125S	400V		

# Cylindrical Fuse Links for Industrial Applications

## Class gG/gL, 0.5 to 125A, 400 to 690Vac

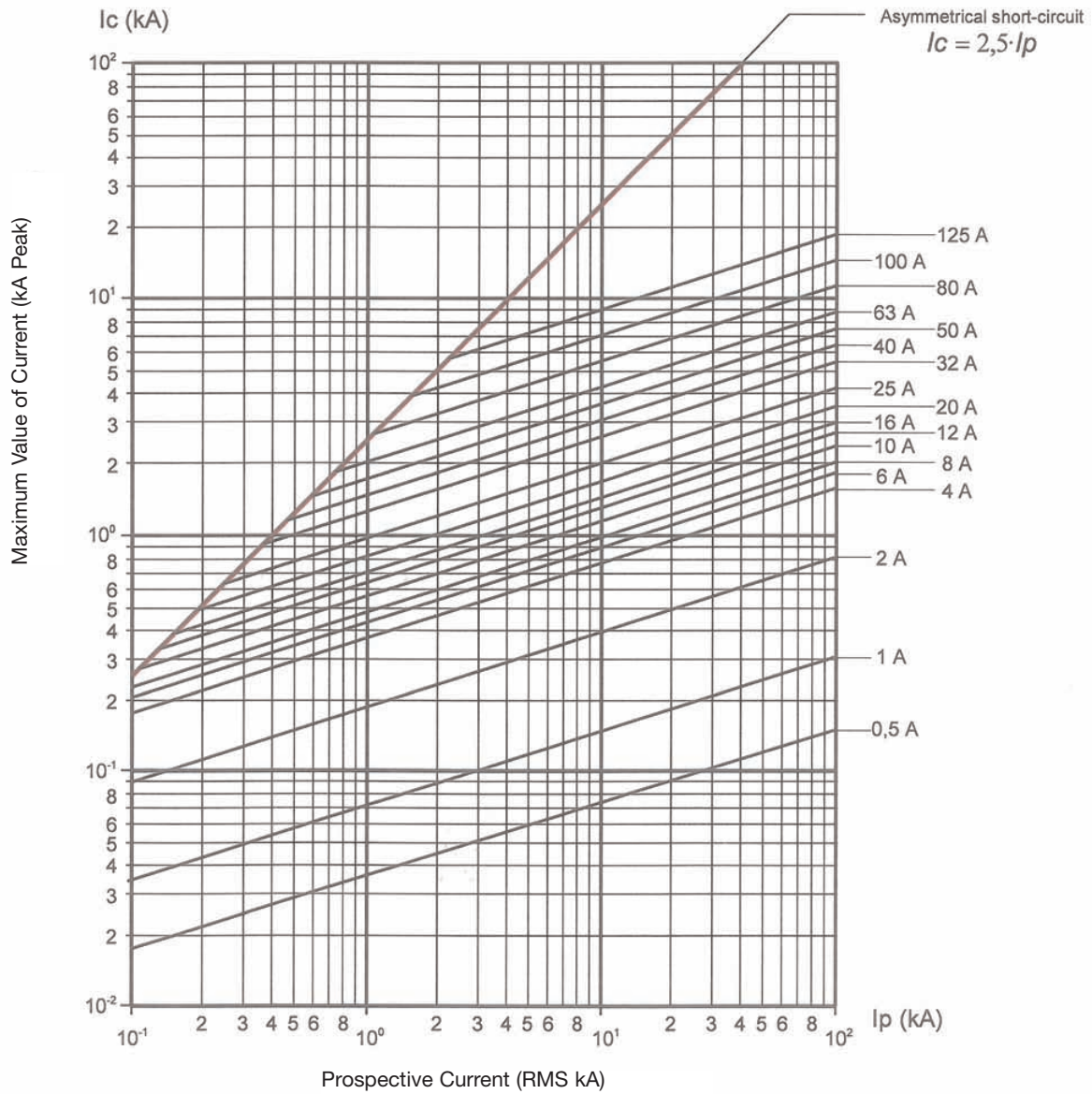
### Class gG/gL - Time-Current Characteristics



# Cylindrical Fuse Links for Industrial Applications

## Class gG/gL, 0.5 to 125A, 400 to 690Vac

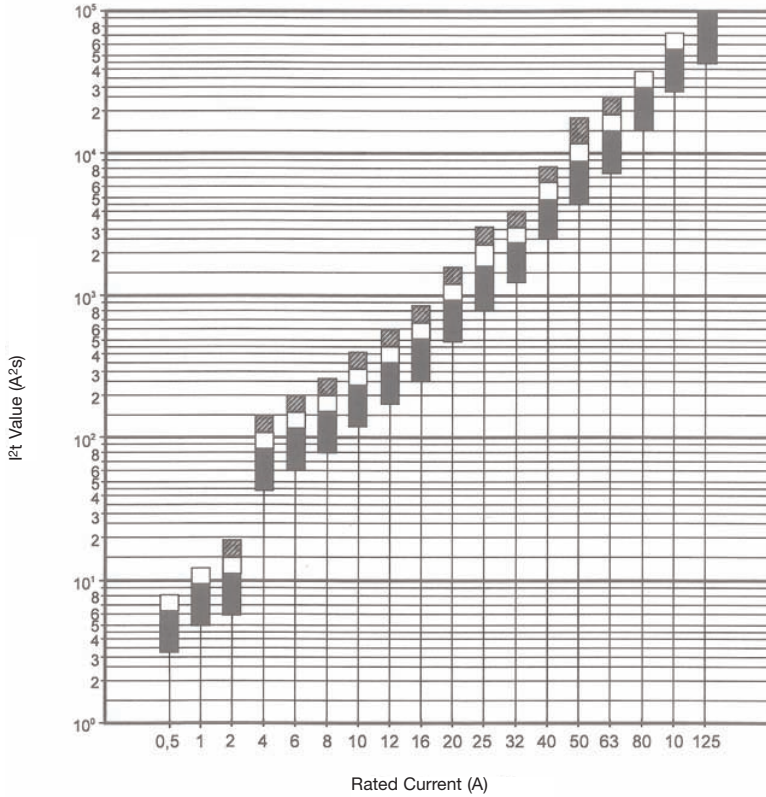
### Class gG/gL - Cut-off Characteristics



# Cylindrical Fuse Links for Industrial Applications

## Class gG/gL, 0.5 to 125A, 400 to 690Vac

Class gG/gL - I<sup>2</sup>t Values



Class gG/gL - Watts Loss Values

Amp	Size mm			
	8x31	10x38	14x51	22x58
0.5	1.2	1.43		
1	2.0	2.77	3.90	
2	0.5	0.60	0.90	1.00
4	0.8	0.70	1.00	1.10
6	1.1	0.85	1.15	1.30
8	1.3	0.75	1.00	1.10
10	1.0	1.00	1.30	1.50
12	1.2	1.30	1.70	1.80
16	1.5	1.60	2.00	2.10
20	2.0	2.00	2.50	2.70
25	2.6	2.60	3.30	3.30
32		2.90	3.50	3.50
40			4.75	4.00
50			4.80	5.50
63				6.90
80				7.80
100				9.00
125				11.40

# Cylindrical Fuse Links for Industrial Applications

## Class aM, 0.16 to 125A, 400 to 690Vac

### Class aM - Catalogue Numbers

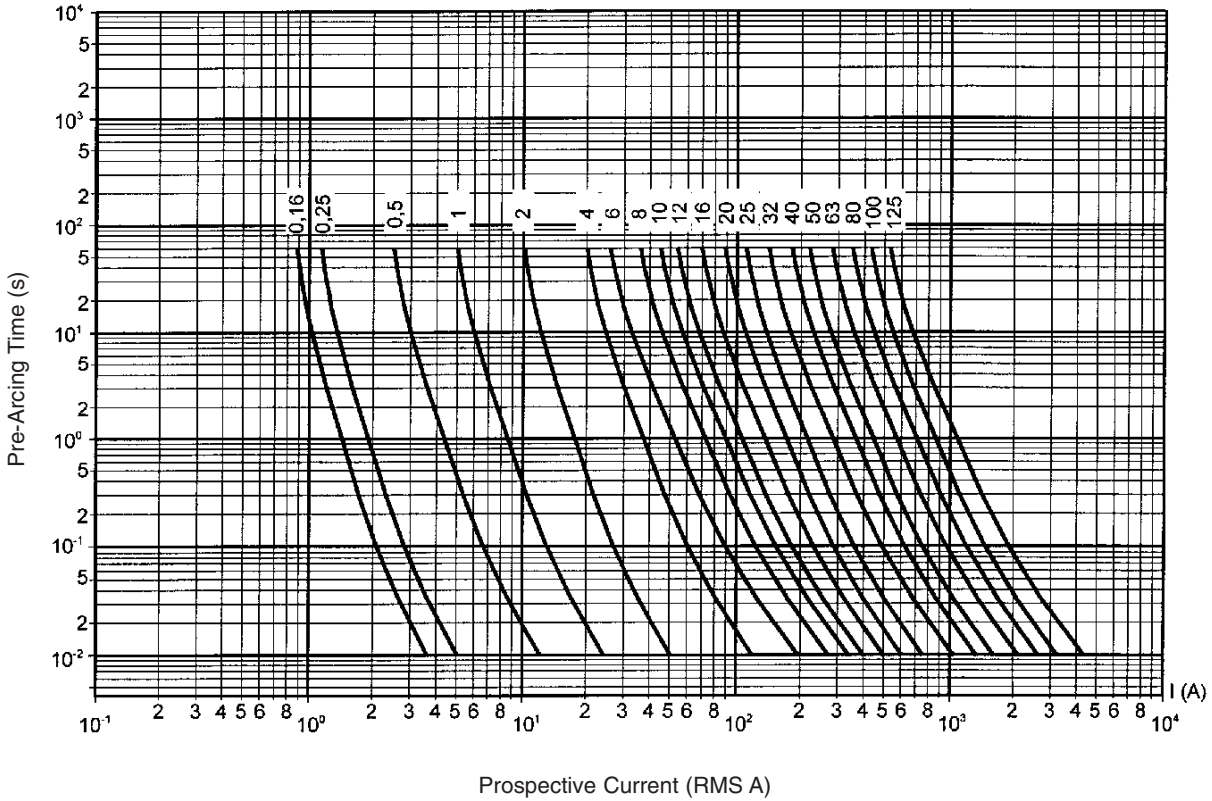
Size (mm)	Current (A)	Catalogue Numbers Without Indicator	Catalogue Numbers With Indicator	Catalogue Numbers With Striker	Voltage (V)	Breaking Capacity (kA)
8x31	1	C08M1	-	-	400V	20kA
	2	C08M2	-	-		
	4	C08M4	-	-		
	6	C08M6	-	-		
	8	C08M8	-	-		
10x38	0.16	C10M0.16	-	-	500V	120kA
	0.25	C10M0.25	-	-		
	0.5	C10M0.5	-	-		
	1	C10M1	C10M1I	-		
	2	C10M2	C10M2I	-		
	4	C10M4	C10M4I	-		
	6	C10M6	C10M6I	-		
	8	C10M8	C10M8I	-		
	10	C10M10	C10M10I	-		
	12	C10M12	C10M12I	-		
	16	C10M16	C10M16I	-		
	20	C10M20	C10M20I	-		
	25	C10M25	C10M25I	-		
	14x51	0.25	C14M0.25	-		
0.5		C14M0.5	-	-		
1		C14M1	C14M1I	-		
2		C14M2	C14M2I	C14M2S		
4		C14M4	C14M4I	C14M4S		
6		C14M6	C14M6I	C14M6S		
8		C14M8	C14M8I	C14M8S		
10		C14M10	C14M10I	C14M10S		
12		C14M12	C14M12I	C14M12S		
16		C14M16	C14M16I	C14M16S		
20		C14M20	C14M20I	C14M20S		
25		C14M25	C14M25I	C14M25S		
32		C14M32	C14M32I	C14M32S		
40		C14M40	C14M40I	C14M40S		
50		C14M50	C14M50I	C14M50S		
22x58		2	C22M2	C22M2I	-	690V
	4	C22M4	C22M4I	-		
	6	C22M6	C22M6I	-		
	8	C22M8	C22M8I	-		
	10	C22M10	C22M10I	-		
	12	C22M12	C22M12I	C22M12S		
	16	C22M16	C22M16I	C22M16S		
	20	C22M20	C22M20I	C22M20S		
	25	C22M25	C22M25I	C22M25S		
	32	C22M32	C22M32I	C22M32S		
	40	C22M40	C22M40I	C22M40S		
	50	C22M50	C22M50I	C22M50S		
	63	C22M63	C22M63I	C22M63S		
	80	C22M80	C22M80I	C22M80S		
	100	C22M100	C22M100I	C22M100S		
	125	C22M125	C22M125I	C22M-125S		
				400V	120kA	



# Cylindrical Fuse Links for Industrial Applications

## Class aM, 0.16 to 125A, 400 to 690Vac

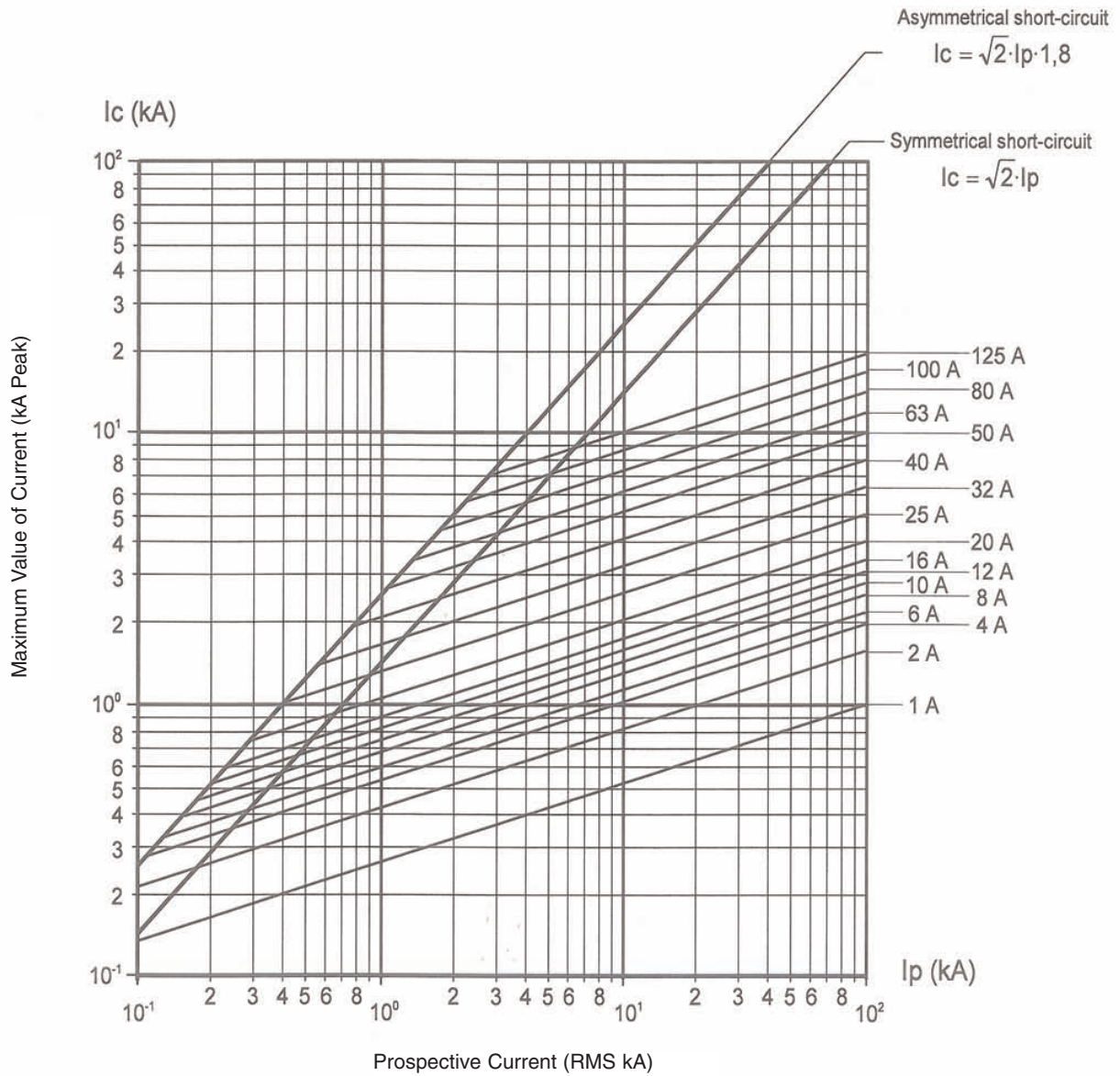
### Class aM - Time-Current Characteristics



# Cylindrical Fuse Links for Industrial Applications

## Class aM, 0.16 to 125A, 400 to 690Vac

### Class aM - Cut-Off Characteristics

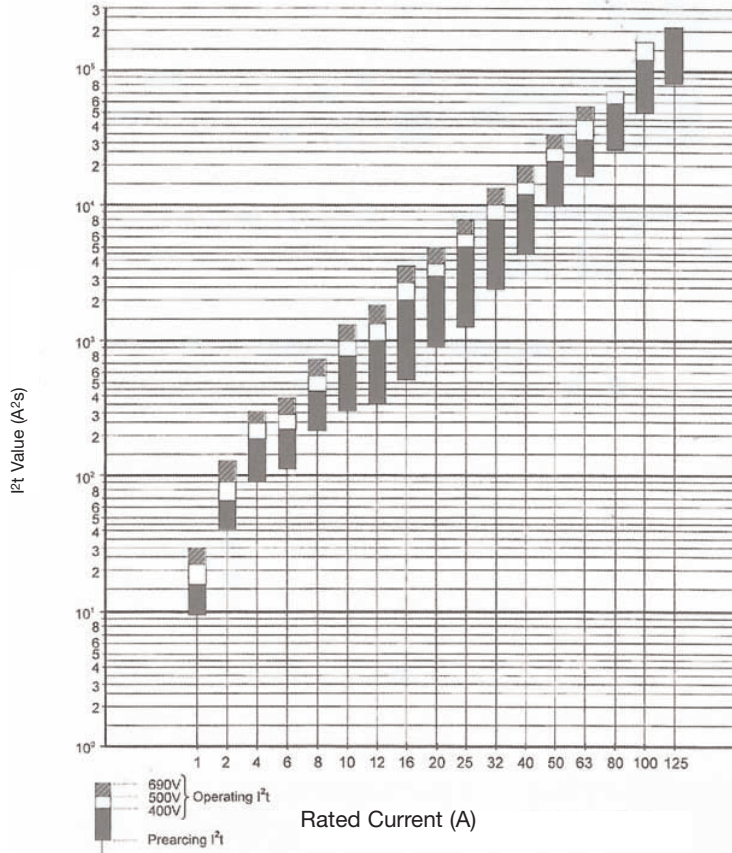




# Cylindrical Fuse Links for Industrial Applications

## Class aM, 0.16 to 125A, 400 to 690Vac

Class aM - I<sup>2</sup>t Values



Class aM - Watts Loss Values

Amp	Size mm			
	8x31	10x38	14x51	22x58
0.16		0.24		
0.25		0.36	0.41	
0.5		0.49	0.69	
1	0.10	0.10	0.14	
2	0.16	0.18	0.24	0.29
4	0.25	0.31	0.45	0.48
6	0.35	0.32	0.42	0.47
8	0.40	0.52	0.70	0.73
10	0.65	0.55	0.53	0.74
12		0.63	0.88	0.83
16		0.92	1.16	1.21
20		0.96	1.23	1.29
25		1.40	1.46	1.53
32			2.04	2.13
40			2.60	3.40
45			2.85	
50			2.90	3.48
63				4.46
80				5.86
100				6.61
125				8.42