

TRON® In-Line Fuseholders

Single-Pole for Solid Neutral

HET Series



Non-Breakaway Holders
 Catalog Symbol: HET-AA, HET-AB, HET-BB, HET-JJ, and HET-JK
 In-Line Fuseholders, Single-Pole
 Water-Resistant
 For breakaway holders, see page 2

HET — A HEB fuseholder with a permanently installed solid neutral. Easily identified by white plastic coupling nut.

Example:
 A single-pole, in-line holder for a neutral is required. One solid copper #8 is on the load side, copper crimp for connection. A solid copper #6 is on the line side, and a copper crimp is required.

1. Choose HET- series.
2. Choose "A" for load side.
3. Choose "B" for line side.

Complete Catalog Number: HET-AB.

Ordering Information:

HET	—		
		Load Terminal	Line Terminal

Recommended Torque on Coupling Nut: 10-20 in-lb.

Catalog and Specification Data - Non-Breakaway Conductor Terminals

Terminal Type	Conductor Size	No. Per Terminal	Conductor		Catalog Symbol Load & Line (2 & 3)
			Solid	Stranded	
	#12 to #8	1	•	•	A
	#12	2	•	•	
	#10	2	•	•	B
	#6	1	•	•	
	#4	1	•	•	
	#12 to #3	1	•	•	J
	#12 to #2	2	•	•	K
	#12 to #2	1	•	•	L

Catalog Data — Insulating Boots



Catalog Numbers	Type
2A0660	Single Conductor
2A0661	Two Conductor

Insulating boots are not included with non-breakaway parts and must be ordered separately. They come standard with the breakaway series. The HET-AW & HET-JW do not have the boots. These catalog items do not have a breakaway receptacle.

When boots are utilized, extra heat retention requires that fuses are sized at a minimum of 200% of the RMS load current.

TRON® In-Line Fuseholders

Single-Pole for Solid Neutral

HET Series

Breakaway Holders

Catalog Symbol: HET-AW-RLC-A, HET-AW-RLC-B, HET-AW-RLC-C, HET-AW-RLC-J, HET-AW-RYC, HET-BW-RLC-B, HET-BW-RYC, HET-JW, HET-JW-RLC-J, HET-JW-RYC, and HET-AW

In-Line Fuseholders, Single-Pole

Example:


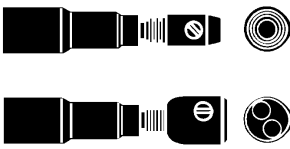

A single-pole, in-line, breakaway holder for a neutral is requested. A single #10 solid, copper crimp is on the load side. A single #10, solid wire and a copper crimp is needed on the line side.

1. Choose HET- series.
2. Choose "A" from 1st page for load side.
3. Choose "W" for breakaway requirement.
4. Choose "RLC-A" for breakaway receptacle on line side.

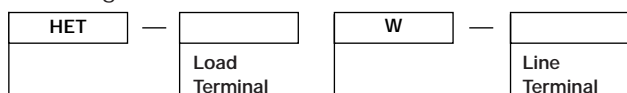
Complete Catalog Number: HET-AW-RLC-A

Catalog and Specification Data

Breakaway Receptacles

Terminal Type	Conductor Data				Catalog Symbol Line Terminal (3)
	Size	No. Per Terminal	Solid	Stranded	
Copper Crimp 	#12 to #8	1	•	•	-RLC-A
	#6	1	•	•	-RLC-B
	#4	1	•	•	-RLC-C
Copper Set-Screw 	#12 to #3	1	•	•	-RLC-J
	#12 to #3	2	•	•	-RYC
Solid Breakaway 	(Required with breakaway Receptacle)				W

Ordering Information:



Recommended Torque on Coupling Nut: 10-20 in-lb.

The only controlled copy of this Data Sheet is the electronic read-only version located on the Bussmann Network Drive. All other copies of this document are by definition uncontrolled. This bulletin is intended to clearly present comprehensive product data and provide technical information that will help the end user with design applications. Bussmann reserves the right, without notice, to change design or construction of any products and to discontinue or limit distribution of any products. Bussmann also reserves the right to change or update, without notice, any technical information contained in this bulletin. Once a product has been selected, it should be tested by the user in all possible applications.