

Fuse Clips



Material

Brass (65Cu/35Zn), 0.020 inch thick, full hard temper

Plating

Matte tin or bright tin plating version available for all fuse clip types

Bright tin: 150 microinch minimum thickness, over nickel barrier plate.

Matte tin: 400 microinch minimum thickness, over nickel barrier plate.

Solderability

Per Mil-Std-202F, Method 208

Torque

Minimum 1.0 in.-oz to twist a fuse in a single clip

Extraction

Minimum 2 lbs. to extract a fuse from a single clip

Marking

"bel" die stamped on one side

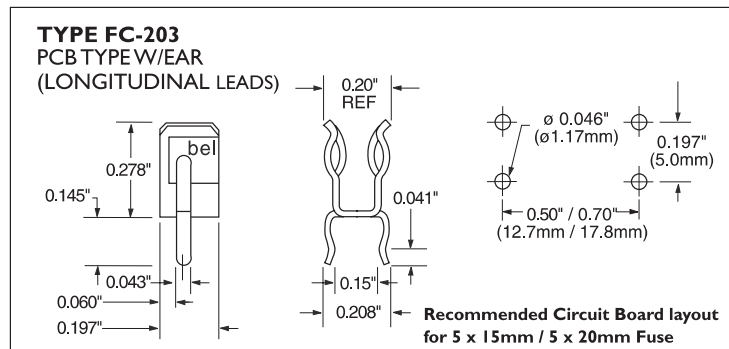
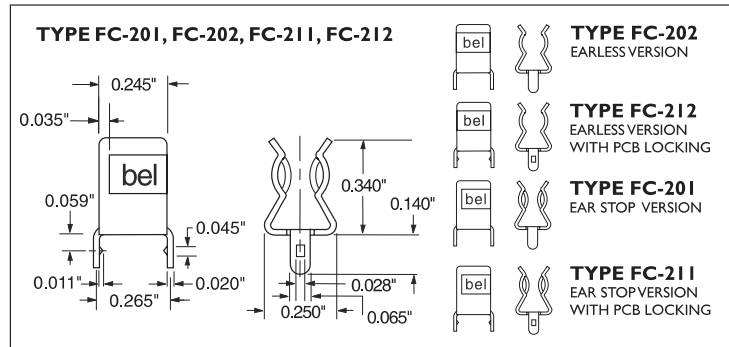
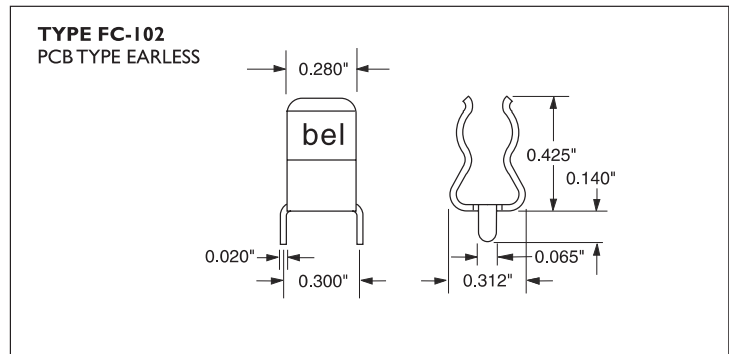
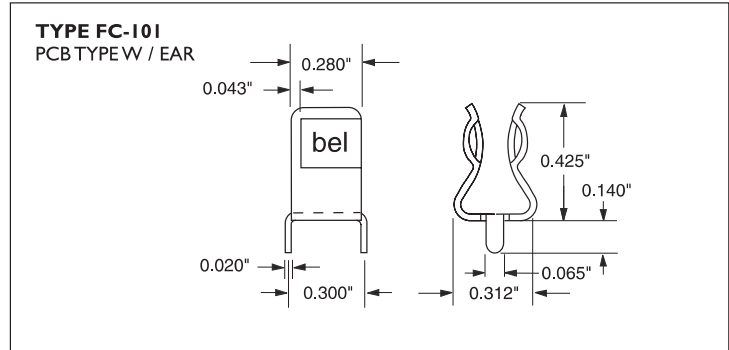
Ampere Rating

FC101, -102 up to 15A

FC201, -202, -211, -212 up to 10A

NOTE - suitability at higher currents is dependent on fuse type, circuit conditions and PCB design (track width/thickness, means to solder clip legs, etc). Each combination of clip, fuse, PCB and operating condition needs to be evaluated.

FC-211 and FC-212 are PCB locking types designed for 5mm fuses for use in 0.062" thick PCB. They have tabs on legs that "lock" onto underside of PCB to prevent floating of clip during solder reflow. This design also eliminates need for "clinching" operation on underside of PCB.



Specifications subject to change without notice