

CH Series Modular Fuse Holders

Class J – 600 Volt 1-60A

Class J



Catalog Symbol: CH30J_(I) CH60J_(I)
 Ampere Rating: 1 to 60A
 Voltage Rating: 600Vac (or less)
 Interrupting Rating: 200,000A RMS Sym.
 Agency Approvals:
 Listed UL 512, Guide IZLT, File E14853
 CSA Certified per C22.2 Nos. 39 Class 6225-01,
 File LR47235

Other Electrical Certifications:
 CE compliance for the European Union Low Voltage Directive
 Recommended Cooper Bussmann Fuses:
 Class J Time Delay LPJ (Data Sheet 1006)
 Class J Fast Acting JKS (Data Sheet 1026)

Features:

- Choice of Indication:
 - Easy ID window to view indicator on Cooper Bussmann LPJ-(amp)SPI fuses for permanent fuse indication, even when power is disconnected.
 - Neon indicator is field installable or can be purchased installed from the factory.
- Comes in standard 1, 2 & 3 Pole ganged assemblies where all fuses are extracted simultaneously.
- Kits are available for ganging units in the field.
- Meets requirements of IEC 60529 for IP-20 finger safe rating.
- 35mm DIN rail and chassis (6-32 UNC Pan Head Recommended) mounting features.
- Fuseholder wire ports dual wire rated from 18 to 3AWG.

Specifications:

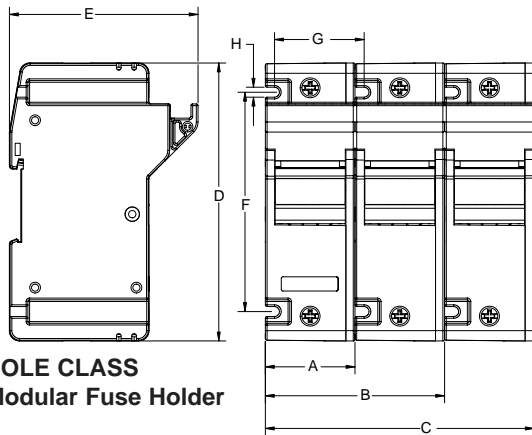
Fuse Sizes	0 to 30A Class J	35 to 60A Class J
Voltage Rating	600V	600V
Amperage Rating	30A	60A
Wire Range	18-1AWG Single 18-3AWG Dual 75°C	18-1AWG Single 18-3AWG Dual 75°C
Torque	35in-lbs	35in-lbs
IP Rating	IP-20 (Finger Safe)	IP-20 (Finger Safe)
Clip Material	Tin Plated Copper	Tin Plated Copper
Housing Material	UL 94 VO Thermoplastic	UL 94 VO Thermoplastic
Minimum Indicating Voltage (Neon Lamp)	90V	90V
Nominal Operating Current (Neon Lamp)	34mA (460Vac)	34mA (460Vac)
Max Operating Temperature	85°C	85°C
Storage Temperature	-20°C to +65°C	-20°C to +65°C

CE CE logo denotes compliance with European Union Low Voltage Directive (50-1000Vac, 75-1500Vdc). Refer to Data Sheet: 8002 or contact Cooper Bussmann Application Engineering at 314-527-1270 for more information.

CH Series Modular Fuse Holders

Class J – 600 Volt 1-60A

Class J

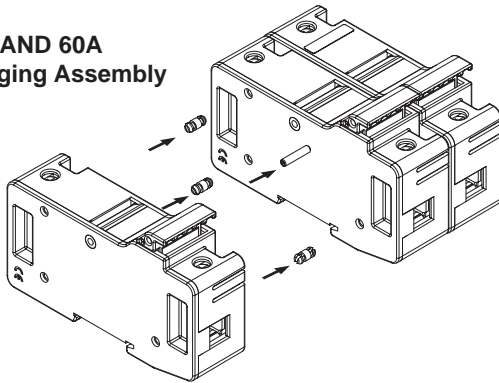


**3 POLE CLASS
J Modular Fuse Holder**

Dimensional Data

Dimension	CH30J in [mm]	CH60J in [mm]
A	1.28 [32.5]	1.58 [40.0]
B	2.56 [65.0]	3.16 [80.0]
C	3.84 [97.5]	4.72 [120.0]
D	4.59 [116.6]	4.88 [124.0]
E	2.83 [71.8]	3.31 [84.1]
F	3.56 [90.4]	3.85 [97.9]
G	1.28 [32.5]	1.58 [40.0]
H	0.18 [4.44]	0.18 [4.44]

**30A AND 60A
Ganging Assembly**

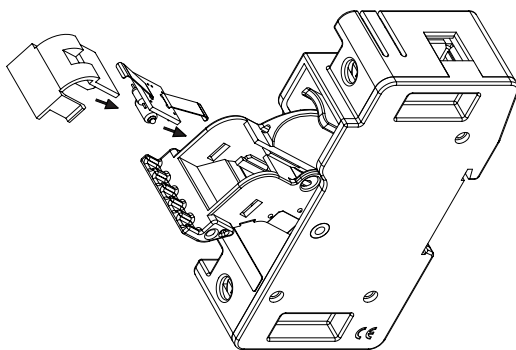


Catalog Numbers

		Easy ID Window	Neon Indicating
30A Class J	1Pole	CH30J1	CH30J1I
	2Pole	CH30J2	CH30J2I
	3Pole	CH30J3	CH30J3I
60A Class J	1Pole	CH60J1	CH60J1I
	2Pole	CH60J2	CH60J2I
	3Pole	CH60J3	CH60J3I

Accessories

Part Number	Description	Carton Qty.
2A1073	Ganging Kit (3 Pole)	2 Spring Pins 6 Plastic Connectors
2A1164	Neon Indication	3
2A1777	Circuit Markers	100



INDICATOR ASSEMBLING

The only controlled copy of this Data Sheet is the electronic read-only version located on the Cooper Bussmann Network Drive. All other copies of this document are by definition uncontrolled. This bulletin is intended to clearly present comprehensive product data and provide technical information that will help the end user with design applications. Cooper Bussmann reserves the right, without notice, to change design or construction of any products and to discontinue or limit distribution of any products. Cooper Bussmann also reserves the right to change or update, without notice, any technical information contained in this bulletin. Once a product has been selected, it should be tested by the user in all possible applications.