

Fuse Holders & Taps

Cooper Bussmann offers a complete line of fuse holders to install either blade-type or glass tube fuses. Choose water resistant and/or splash-proof versions for extra protection in special applications. Four types of connectors are available to meet the needs of technicians and do-it-yourselfers:

- **Wire Loop.** To install, simply cut the wire, strip ends and attach each end to the circuit. Requires the use of additional connectors.
- **Crimp-On.** Strip wire and insert into fuse holder. Crimp the connections tightly, and you're done. No additional hardware needed.

- **Self-Stripping.** Easy to install — simply locate fuse holder at a convenient spot along the wire. Snap fuse holder closed around wire to pierce insulation automatically.
- **Quick-Connect.** Attach fully insulated female push-on terminal onto the 1/4" quick-connect terminals.

When selecting a fuse holder, always match the device to the wire being fused. Using an undersized fuse holder will increase electrical resistance in the circuit and reduce performance. NOTE: Never install a fuse with a larger amp rating than specified for the holder.

Blade-Type Fuse Holders


In-Line Fuse Holders for ATM Fuses

Part No.	Blister Pack	Tri-Lingual Blister	Maximum Volts/Amps	Leadwire	Description
HHL	X		32V/20A	#16	Holder with cover
HHL-B			32V/20A	#16	Body only
HHM	X	X	32V/30A	#12	Holder with cover
HHM-B			32V/30A	#12	Body only
HHM-C			—		Cover for HHM holder
HHU	X		32V/30A	#12	Water-resistant holder



In-Line Fuse Holders for ATC Fuses

Part No.	Blister Pack	Tri-Lingual Blister	Maximum Volts/Amps	Leadwire	Description
HHC	X	X	32V/20A	#16	Yellow water-resistant holder
HHD	X	X	32V/30A	#12	Heavy-duty fuse holder
HHD-30	X		32V/30A	#12	Holder with ATC-30A fuse
HHD-C			—		Cover for HHC or HHD fuse folder
HHF	X		32V/20A	#16	Holder with protective cover
HHG	X	X	32V/30A	#12	Heavy-duty holder with cover
HHR	X		32V/30A	#12	Heavy-duty water-resistant holder
HHS	X		32V/20A	#18 to #14	Self-stripping fuse holder



In-Line Fuse Holders for Maxi Fuses

Part No.	Volts/Amps	Leadwire	Description
HHX	32V/20-60A	#6	Fuse holder with cover
HHX-B	32V/20-60A	#6	Body only
HHX-C	—		Cover only




Fuse Holders & Taps

Fuse Taps For ATM and ATC Fuses


Tap into an existing circuit to power a mobile phone, stereo components, etc. with Cooper Bussmann fuse tap accessories.

Part No.	Description
BP/ATM-TAP	5-Count: Taps into existing ATM fuse for additional non-fused circuit, includes crimp-on connector that attaches easily to the power lead for electronic gear.
BP/ATC-TAP	5-Count: Taps into existing ATC fuse by fitting over the leg for additional non-fused circuit, includes crimp-on connector.
BP/HHH	Converts ATM fuse circuit into two fusible circuits. Inserts into ATM fuse block, added circuit 10A max.
BP/HHA	Converts an ATC fuse circuit into two fusible circuits. Inserts into ATC fuse block, added circuit 10A max.



Glass Tube In-Line Holders For 1/4" Diameter Fuses

Part No.	Blister Pack	Tri-Lingual	Fuse/Size	Ratings Volts/Amps	Leads/Terminals	Description Feature
HFA			1/4" x 1 1/4"	250V/20A	Crimp #12 to 16 wire	Water-resistant holder
HFB	X	X	1/4" x 1 1/4"	32V/30A	Crimp #12 to 18 wire	Water-resistant holder, yellow
HHB	X	X	1/4" x 7/8" to 1 1/4"	32V/30A	Crimp #12 to 18 wire	Universal holder, yellow
HHK	X	X	1/4" x 5/8" to 1 1/4" & SFE-20	32V/20A	#14 leadwire	Universal nylon, twist lock, no fuse
HHN	X		1/4" x 1 1/4"	32V/30A	#12 leadwire	Nylon heavy-duty holder with AGC-30 fuse
HMJ	X	X	For SFE-20 (included)	32V/20A	8" of #14 leadwire	With fuse and wire loop leads
HMK	X	X	1/4" x 1 1/4" & SFE-20	32V/30A	#12 leadwire	No fuse, wire loop leads
HRH			For SFE-9 (included)	32V/9A	19" of #14 leadwire	With fuse and wire loop leads
HRI			For SFE-14 (included)	32V/14A	19" of #14 leadwire	With fuse and wire loop leads
HRJ			For SFE-20 (included)	32V/20A	19" of #14 leadwire	With fuse and wire loop leads
HRK	X	X	1/4" dia. x 7/8" to 1 1/4"	32V/15A	#14 leadwire	Universal with wire loop leads and springs for different fuse lengths



Panel-Mount Holders For 1/4" x 1 1/4" Fuses

Part No.	Blister Pack	Max. Panel Thickness	Knob Type	Description/Mounting	Terminals	Ratings Volts/Amps
HKP	X	0.3"	Knob	High-profile cover knob, rear hexnut	Solder terminals	250V/30A
HKP-HH	X	0.3"	Knob	High-profile cover knob, rear hexnut	1/4" quick-connect terminals	250V/15A
HTB-26I		0.3"	Knob	Low-profile cover knob, rear hexnut	In-line 1/4" quick-connect terminals	250V/20A
HTB-38I		0.3"	Screwdriver/slotted	Low-profile cover knob, rear hexnut	Right angle 1/4" quick-connect terminals	250V/20A
HTB-68I		0.3"	Knob	Low-profile cover knob, front hexnut	Right angle 1/4" quick-connect terminals	250V/20A
HTB-88I		0.125"	Knob	Low-profile cover knob, through-hole snap	Right angle 1/4" quick-connect terminals	250V/20A

