

TRON® In-Line Fuseholders

Single-Pole for 1³/₃₂" × 1¹/₂" Fuses

HEB Series



Non-Breakaway Holders

Catalog Symbol: HEB-AA⁽¹⁾ (2) (3), HEB-AB⁽²⁾, HEB-AC⁽²⁾, HEB-AD⁽²⁾, HEB-AE⁽²⁾, HEB-AJ, HEB-AK, HEB-AL, HEB-AR, HEB-AY, HEB-BA⁽²⁾, HEB-BB⁽²⁾, HEB-BC⁽²⁾, HEB-BD⁽²⁾, HEB-CC⁽²⁾, HEB-DD⁽²⁾, HEB-JJ, HEB-JK, HEB-JL, HEB-JY, HEB-LL, HEB-NN, HEB-PP⁽²⁾, HEB-QQ⁽²⁾, HEB-RR⁽²⁾, HEB-SS, HEB-TT⁽²⁾.HEB-ZA.

In-Line Fuseholders

Single-Pole

Water-Resistant

Agency Information:

⁽¹⁾UL Recognized, Guide IZLT2, File E14853

⁽²⁾CSA Certified, Class 6225-01, File 47235

⁽³⁾CE

For breakaway holders See Page 2

HEB — For 1³/₃₂" × 1¹/₂" (midget) fuse. Fuseholder rated 30A, 600V Typical fuse types: BAF, FNM, FNQ, and KTK (1/10-30A).

Ordering Information:

HEB	—		
		Load Terminal	Line Terminal

Also See Table on Page 3

Example:

A single-pole, in-line holder for 1³/₃₂" × 1¹/₂" fuses. A single #12 solid copper wire is on the load side. A copper crimp is desired. Two #6 solid copper wire is on the line side. A copper set-screw is desired.















1. Choose HEB- Series.
2. Choose "A" for load side.
3. Choose "K" for line side.

Complete Catalog Number: HEB-AK.

For Insulating boots See Page 2 — Insulating boots are **not** included with **non-breakaway** parts and must be ordered separately. They come standard with the breakaway series. When boots are utilized, extra heat retention requires that fuses are sized at a minimum of 200% of the RMS load current.

Recommended Torque on Coupling Nut: 10-20 in-lb.

Specification Data - Non-Breakaway & Load-Side Breakaway Conductor Terminals

Terminal Type	Conductor Data Size				Catalog Symbol Load & Line (2) & (3)
	No. Per Terminal	Solid	Stranded		
Copper Crimp  	#12 to #8	1	•	•	A
	#12	2	•	•	
	#10	2	•	•	
	B	#6	1	•	•
		#4	1	•	•
		#8	2	•	•
	C	#4	1	—	•
		#6	2	•	•
		#2	1	—	•
	D	#4	2	•	•
#20 to #18		1	•	•	
Copper Set-Screw  	#12 to #3	1	•	•	J
	 	#12 to #3	2	•	•
Solid Copper Terminal for Aluminum Wire Connector  		#8 to #12	1	•	—
	#10 to #4	1	—	•	
Aluminum Crimp  	#8	1	—	•	N
	#6	1	•	—	
	#6	1	—	•	P
	#4	1	•	—	
	#3, #4	1	—	•	
	#2	1	•	—	Q
	#1, #2	1	—	•	
#1/0	1	—	•	T	
Aluminum Set-Screw  	#12 to #2	1	•	•	L
	 	#12 to #2	2	•	•

TRON® In-Line Fuseholders

Single-Pole for 1³/₃₂" x 1¹/₂" Fuses

HEB Series

Breakaway Holders

Breakaway Holders consist of two parts for a complete unit. One part is the Fuseholder, which contains the Load Terminal, and the other part is the Breakaway, which contains the Line Terminal. These can be ordered as a complete unit or as individual parts.

Catalog Symbols:

Breakaway Unit:

(Includes Fuseholder, Breakaway part and Insulating Boots)

HEB-AW-RLA, HEB-AW-RLC-A⁽¹⁾ ⁽²⁾ ⁽³⁾, HEB-AW-RLC-B, HEB-AW-RLC-C, HEB-AW-RLC-J, HEB-AW-RYA, HEB-AW-RYC, HEB-BW-RLC-A, HEB-BW-RLC-B, HEB-BW-RYC, HEB-JW-RLC-J, HEB-JW-RYC, HEB-KW-RLC-J, HEB-KW-RYC, HEB-LW-RLA, HEB-LW-RLC-J, HEB-LW-RYA

Fuseholder Only: HEB-AW⁽²⁾, HEB-BW⁽²⁾, HEB-DW⁽²⁾, HEB-JW, HEB-LW

Breakaway Part: RLC-A, RLC-B, RLC-C, RLC-J, RYC, RLA, RYA

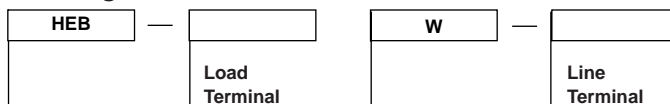
Agency Information:

⁽¹⁾UL Recognized, Guide IZLT2, File E14853

⁽²⁾CSA Certified, Class 6225-01, File 47235

⁽³⁾CE

Ordering Information:



Example:

A single-pole, breakaway, in-line holder for 1³/₃₂" x 1¹/₂" fuses. A single #12 solid copper wire is on the load side. A copper crimp is desired. Two #6 solid copper wire is on the line side. A copper set-screw is desired.

1. Choose HEB- Series.
2. Choose "AW" for load side.
3. Choose "RYC" for line side.

Complete Catalog Number: HEB-AW-RYC.

Recommended Torque on Coupling Nut: 10-20 in-lb.

Specification Data - Line Side Breakaway

Breakaway Receptacles		Conductor Data				Catalog Symbol
Terminal Type		Size	No. Per Terminal	Solid	Stranded	
Copper Crimp		#12 to #8	1	•	•	-RLC-A
		#6	1	•	•	-RLC-B
		#4	1	•	•	-RLC-C
Copper Set-Screw		#12 to #2	1	•	•	-RLC-J
		#12 to #2	2	•	•	-RYC
Aluminum Set-Screw		#12 to #2	1	•	•	-RLA
		#12 to #2	2	•	•	-RYA
Solid Breakaway						(Required with Breakaway Receptacle) W

Insulating Boots

Catalog Numbers	Type
2A0660	Single Conductor
2A0661	Two Conductor

Two Insulating boots come standard with the Breakaway units (ex. HEB-AW-RLC-A). The insulating boots are **not** included with the **Non-Breakaway** Holders (ex. HEB-AA) or the individual pieces of the Breakaway parts (ex. HEB-AW, RLC-A). Two insulating boots must be ordered for each holder when ordering them separately. When insulated boots are utilized, extra heat retention requires that fuses are sized at a minimum of 200% of the RMS load current.

The only controlled copy of this Data Sheet is the electronic read-only version located on the Bussmann Network Drive. All other copies of this document are by definition uncontrolled. This bulletin is intended to clearly present comprehensive product data and provide technical information that will help the end user with design applications. Bussmann reserves the right, without notice, to change design or construction of any products and to discontinue or limit distribution of any products. Bussmann also reserves the right to change or update, without notice, any technical information contained in this bulletin. Once a product has been selected, it should be tested by the user in all possible applications.

For HEB Holders Only

Directions: To select complete holder P/N, work from left to right starting with load terminal options and then line terminal options. Then determine breakaway or non-breakaway style.

Load Terminal					Line Terminal					Available P/N's	
Terminal Type	Wire Size	No. of Wires per Terminal	Solid Wire	Stranded Wire	Terminal Type	Wire Size	No. of Wires per Terminal	Solid Wire	Stranded Wire	Non-Breakaway P/N (Boots not included)	Breakaway P/N (Boots included)
Copper Crimp	#12 to #8 #12	1 2	Y Y	Y Y	Copper Crimp	#12 to #8 #12	1 2	Y Y	Y Y	HEB-AA ⁽¹⁾⁽²⁾ (3)	HEB-AW-RLCA ⁽¹⁾⁽²⁾ (3)
Copper Crimp	#12 to #8 #12	1 2	Y Y	Y Y	Copper Crimp	#6 to #4 #10	1 2	Y Y	Y Y	HEB-AB ⁽²⁾	HEB-AW-RLC-B
Copper Crimp	#12 to #8 #12	1 2	Y Y	Y Y	Copper Crimp ⁽⁴⁾	#4 #8	1 2	N Y	Y Y	HEB-AC ⁽²⁾	HEB-AW-RLC-C ⁽⁴⁾
Copper Crimp	#12 to #8 #12	1 2	Y Y	Y Y	Copper Crimp	#2 #6	1 2	N Y	Y Y	HEB-AD ⁽²⁾	N/A
Copper Crimp	#12 to #8 #12	1 2	Y Y	Y Y	Copper Crimp	2/0 #3	1 2	N N	Y Y	HEB-AE ⁽²⁾	N/A
Copper Crimp	#12 to #8 #12	1 2	Y Y	Y Y	Copper Set-Screw	#12 to #3	1	Y	Y	HEB-AJ	HEB-AW-RLC-J
Copper Crimp	#12 to #8 #12	1 2	Y Y	Y Y	Copper set-screw	#12 to #3	2	Y	Y	HEB-AK	HEB-AW-RYC
Copper Crimp	#12 to #8 #12	1 2	Y Y	Y Y	Aluminum Set-Screw	#12 to #2	1	Y	Y	HEB-AL	HEB-AW-RLA
Copper Crimp	#12 to #8 #12	1 2	Y Y	Y Y	Aluminum Set-Screw	#12 to #2	2	Y	Y	HEB-AY	HEB-AW-RYA
Copper Crimp	#12 to #8 #12	1 2	Y Y	Y Y	Aluminum Crimp	#1, #2	1	N	Y	HEB-AR	N/A
Copper Crimp	#6, #4 #10	1 2	Y Y	Y Y	Copper Crimp	#12 to #8 #12	1 2	Y Y	Y Y	HEB-BA ⁽²⁾	HEB-BW-RLC-A
Copper Crimp	#6, #4 #10	1 2	Y Y	Y Y	Copper Crimp	#6, #4 #10	1 2	Y Y	Y Y	HEB-BB ⁽²⁾	HEB-BW-RLC-B
Copper Crimp	#6, #4 #10	1 2	Y Y	Y Y	Copper Crimp	#4 #8	1 2	N Y	Y Y	HEB-BC ⁽²⁾	N/A
Copper Crimp	#6, #4 #10	1 2	Y Y	Y Y	Copper Crimp	#2 #6	1 2	N Y	Y Y	HEB-BD ⁽²⁾	N/A
Copper Crimp	#4 #8	1 2	N Y	Y Y	Copper Crimp	#4 #8	1 2	N Y	Y Y	HEB-CC ⁽²⁾	N/A
Copper Crimp	#2 #6	1 2	N Y	Y Y	Copper Crimp	#2 #6	1 2	N Y	Y Y	HEB-DD ⁽²⁾	N/A
Copper Crimp	#20, #18	1	Y	Y	Copper Crimp	#12 to #8 #12	1 2	Y Y	Y Y	HEB-ZA	N/A
Copper Set-Screw	#12 to #3	1	Y	Y	Copper Set-Screw	#12 to #3	1	Y	Y	HEB-JJ	HEB-JW-RLC-J
Copper Set-Screw	#12 to #3	1	Y	Y	Copper Set-Screw	#12 to #3	2	Y	Y	HEB-JK	HEB-JW-RYC
Copper Set-Screw	#12 to #3	1	Y	Y	Aluminum Set-Screw	#12 to #2	1	Y	Y	HEB-JL	N/A
Copper Set-Screw	#12 to #3	1	Y	Y	Aluminum Set-Screw	#12 to #2	2	Y	Y	HEB-JY	N/A
Aluminum Set-Screw	#12 to #2	1	Y	Y	Aluminum Set-Screw	#12 to #2	1	Y	Y	HEB-LL	HEB-LW-RLA
Aluminum Crimp	#8 #6	1 1	N Y	Y N	Aluminum Crimp	#8 #6	1 1	N Y	Y N	HEB-NN	N/A
Aluminum Crimp	#6 #4	1 1	N Y	Y N	Aluminum Crimp	#6 #4	1 1	N Y	Y N	HEB-PP ⁽²⁾	N/A
Aluminum Crimp	#3, #4 #2	1 1	N Y	Y N	Aluminum Crimp	#3, #4 #2	1 1	N Y	Y N	HEB-QQ ⁽²⁾	N/A
Aluminum Crimp	#1, #2	1	N	Y	Aluminum Crimp	#1, #2	1	N	Y	HEB-RR ⁽²⁾	N/A
Aluminum Crimp	1/0	1	N	Y	Aluminum Crimp	1/0	1	N	Y	HEB-TT ⁽²⁾	N/A
Solid Terminal for aluminum connector	#8 to #12 #10 to #14	1 1	Y N	N Y	Solid Terminal for aluminum connector	#8 to #12 #10 to #14	1 1	Y N	N Y	HEB-SS	N/A

(1) UL Recognized, Guide IZLT2, File E14853
 (2) CSA Certified, Class 6225-01, File 47235
 (3) CE
 (4) HEB-AW-RLC-C is for (1) #4 Stranded Wire only.

Contact your local Bussmann representative for other possible terminations not listed.