

## Features

- RoHS compliant\*
- 18 RC terminators tied to a common node
- Stable thin-film-on-silicon technology
- Ultra-miniature packages to JEDEC standards

## Applications

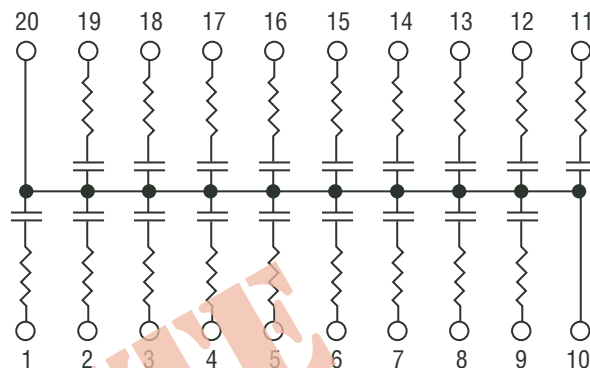
- High-speed bus termination
- Low power consumption
- Ideal for space-constrained applications

# Thin Film on Silicon 2CTA AC Terminator x 18

### General Information

The AC Terminator is used to provide termination for clock and data lines where transmission line effects would otherwise cause wave reflections or signal ringing. These Silicon-based, Tantalum-Nitride resistors and capacitors feature excellent stability, temperature coefficients and tracking performance. This product series conforms to JEDEC standards.

### Package Schematic



### Electrical & Environmental Characteristics

Electrical Characteristics	Symbol	Minimum	Nominal	Maximum	Unit
Resistance Range	R	33		100	$\Omega$
Resistor Tolerance			$\pm 10\%$		$\Omega$
Power Rating per Resistor @ 70 °C				0.1	Watt
Capacitor Range	C	33		180	pF
Capacitor Tolerance			$\pm 20\%$		pF
Capacitor Breakdown Voltage		25	35		V
Operating Voltage				50	V
<b>Environmental Characteristics</b>					
ESD		2 K			V
Operating Temperature	$T_J$	-55		+125	$^{\circ}\text{C}$
Storage Temperature	$T_{\text{stg}}$	-65		+150	$^{\circ}\text{C}$
Power Rating per Package @ 70 °C				1.0	Watt

\*RoHS Directive 2002/95/EC Jan 27 2003 including Annex

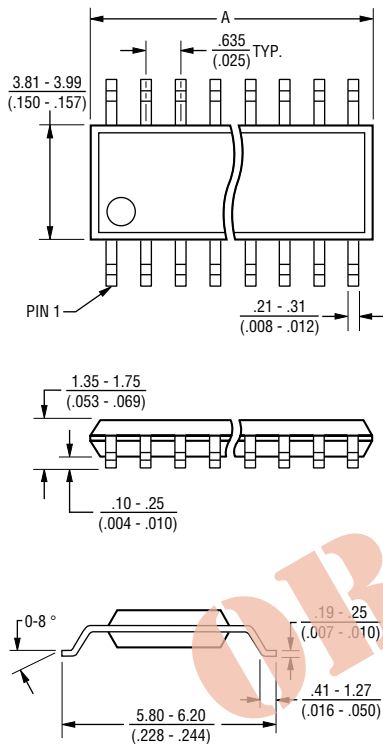
Specifications are subject to change without notice.  
Customers should verify actual device performance in their specific applications.

# Thin Film on Silicon 2CTA AC Terminator x 18

**BOURNS®**

## Mechanical Characteristics

### QSOP Package Dimensions

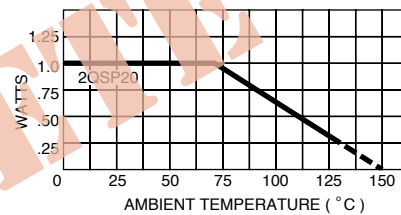


Model	A
2QSP20	8.56 - 8.74 (.337 - .344)

Governing dimensions are in mm. Dimensions in parentheses are in inches and are approximate.

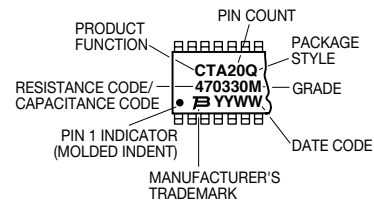
JEDEC Reference Number MO-137.

### QSOP Package Power Temperature Derating Curve



### Typical Part Marking

Represents total content. Layout may vary.



### Standard RC Values

R1 Value (ohms)	C1 Value (pF)	Cap. BV (typ.)	Part Number (Tape & Reel)	Part Number (Tubes)
100	100	25	2CTA101/101MQ20RLF	2CTA101/101MQ20TLF
33	47	50	2CTA330/470MQ20RLF	2CTA330/470MQ20TLF
47	47	50	2CTA470/470MQ20RLF	2CTA470/470MQ20TLF

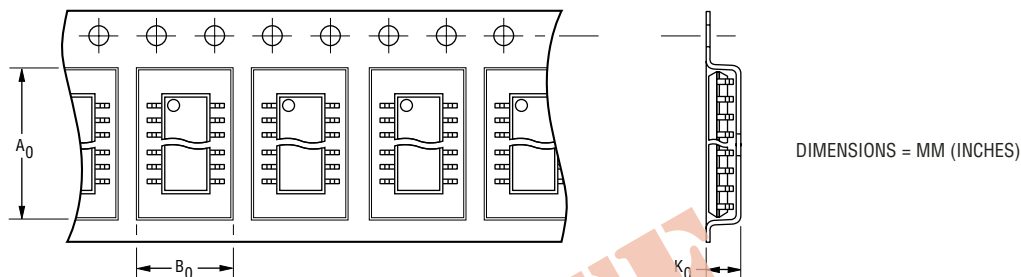
Specifications are subject to change without notice. Customers should verify actual device performance in their specific applications.

# Thin Film on Silicon 2CTA AC Terminator x 18

**BOURNS®**

## Dispensing

For large quantities, the product will be dispensed in Tape and Reel (see diagram below).



Package	A <sub>0</sub>	B <sub>0</sub>	K <sub>0</sub>	Width	Pitch	No. of Pieces per 13 reel	No. of Pieces per tube
QSOP 20 Pin	6.5 (0.256)	9.0 (0.354)	2.1 (0.083)	16 (0.630)	8 (0.315)	3,500	56

## How To Order

**2 CTA 101 / 101 M Q 20 R LF**

Product Class \_\_\_\_\_  
Thin-Film-on-Silicon

Product Function \_\_\_\_\_  
CTA = AC Terminator x 18

Resistance Value Code \_\_\_\_\_  
1st two digits are significant,  
3rd digit = number of zeros to follow  
to give resistance value in ohms.

Capacitance Code \_\_\_\_\_  
1st two digits are significant,  
3rd digit = number of zeros to follow  
to give capacitor value in pF.

Standard Grade \_\_\_\_\_  
R Tol. C Tol.  
M = ±10 % ±20 %

Standard Package Style \_\_\_\_\_  
Q = QSOP

Pin Count \_\_\_\_\_  
Q = 20

Dispensing \_\_\_\_\_  
R = Reel  
T = Tube

Terminations \_\_\_\_\_  
LF = 100 % Sn (RoHS Compliant)



**Asia-Pacific:**  
Tel: +886-2 2562-4117 • Fax: +886-2 2562-4116

**Europe:**  
Tel: +41-41 768 5555 • Fax: +41-41 768 5510

**The Americas:**  
Tel: +1-951 781-5500 • Fax: +1-951 781-5700

[www.bourns.com](http://www.bourns.com)

REV. 01/09

Specifications are subject to change without notice.  
Customers should verify actual device performance in their specific applications.