

Metallized Polyester Film Capacitor

Type: **ECQE(F)**

Non-inductive construction using metallized Polyester film with flame retardant epoxy resin coating



■ Features

- Self-healing property
- Excellent electrical characteristics
- Flame retardant epoxy resin coating
- RoHS directive compliant

■ Recommended Applications

- General purpose usage
- *Please contact us when applications are CD I, ignitor etc.

■ Explanation of Part Numbers

| | | | | | | | | | | | | | |
|--------------|---------------------------|---|-------------|----|-------------|---|---|-----------|--------|--------|-----------|--------------|-----------------------|
| 1 | 2 | 3 | 4 | 5 | 6 | 7 | 8 | 9 | 10 | 11 | 12 | | |
| E | C | Q | E | | | | | | | F | | | |
| Product code | Dielectric & construction | | Rated volt. | | Capacitance | | | Cap. Tol. | Suffix | Suffix | | | |
| | | 1 | 100 VDC | 10 | 1000 VDC | | | J | ±5 % | Suffix | Lead Form | | |
| | | 2 | 250 VDC | 12 | 1250 VDC | | | K | ±10 % | Blank | Straight | | |
| | | 4 | 400 VDC | 1A | 125 VAC | | | B | | | | Crimped lead | |
| | | 6 | 630 VDC | 2A | 250 VAC | | | W | | | | | |
| | | 3 | | | | | | | | | | 3 | Crimped taping (Ammo) |
| | | 6 | | | | | | | | | | 6 | Crimped taping (Ammo) |
| | | 9 | | | | | | | | | | 9 | Crimped taping (Reel) |

● Explanation of Part Number for Odd Size Taping

| | | | | | | | | | | | | |
|--------------|---------------------------|---|-------------|---|-------------|---|---|--------|-----------|--------|----|---|
| 1 | 2 | 3 | 4 | 5 | 6 | 7 | 8 | 9 | 10 | 11 | 12 | |
| E | C | Q | E | | | | | | | R | | F |
| Product code | Dielectric & construction | | Rated volt. | | Capacitance | | | Suffix | Cap. Tol. | Suffix | | |

■ Specifications

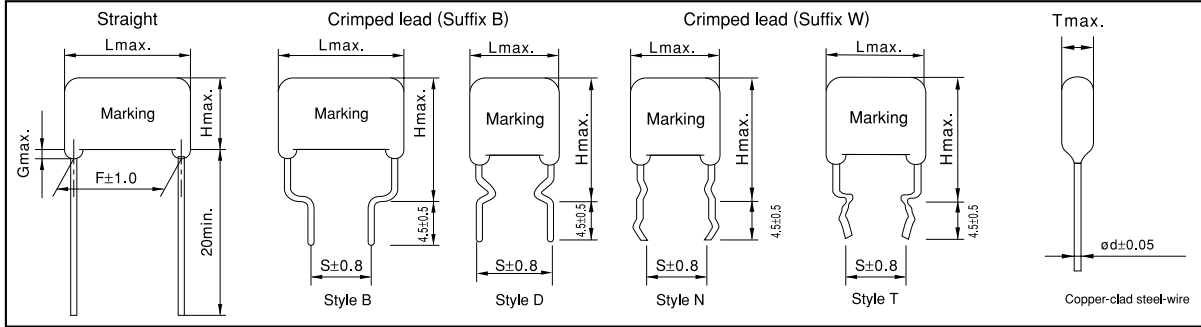
| | | |
|--|---|---|
| Category temp. range (Including temperature-rise on unit surface) | 100 VDC, 250 VDC, 400 VDC, 630 VDC, 1000 VDC, 1250 VDC, 125 VAC, 250 VAC | -40 °C to +105 °C -40 °C to +85 °C |
| Rated voltage | 100 VDC, 250 VDC, 400 VDC, 630 VDC, 1000 VDC, 1250 VDC, (Derating of rated voltage by 1.25 %/°C at more than 85 °C) 125 VAC, 250 VAC | |
| Capacitance range | 0.0010 μF to 10 μF (E12) | |
| Capacitance tolerance | ±5 % (J), ±10 % (K) | |
| Dissipation factor (tan δ) | tan δ ≤ 1.0 % (20 °C, 1 kHz) | |
| Withstand voltage | <ul style="list-style-type: none"> ● Rated volt. 100 V to 630 VDC Between terminals : Rated volt.(VDC)×150 % 60 s | |
| | <ul style="list-style-type: none"> ● Rated volt. 1000 VDC, 1250 VDC Between terminals : Rated volt. (VDC)×175 % 2 s to 5 s or 1000 VAC 60 s Between terminals to enclosure : 1500 VAC 60 s | |
| | <ul style="list-style-type: none"> ● Rated volt. 125 VAC, 250 VAC Between terminals : Rated volt.(VAC)×230 % 60 s Between terminals to enclosure : 1500 VAC 60 s | |
| Insulation resistance (IR) | 100 V to 630 VDC: | C ≤ 0.33 μF : IR ≥ 9000 MΩ (20 °C, 100 VDC, 60 s) C > 0.33 μF : IR ≥ 3000 MΩ · μF |
| | 1000 VDC, 1250 VDC: | IR ≥ 10000 MΩ (20 °C, 100 VDC, 60 s) IR ≥ 2000 MΩ (20 °C, 500 VDC, 60 s) |
| | 125 VAC, 250 VAC: | C ≤ 0.47 μF : IR ≥ 2000 MΩ (20 °C, 500 VDC, 60 s) C > 0.47 μF : IR ≥ 3000 MΩ · μF (20 °C, 100 VDC, 60 s) |

* In case of applying voltage in alternating current (50 Hz or 60 Hz sine wave) to a capacitor with DC rated voltage, please refer to the page of "Permissible voltage (R.M.S) in alternating current corresponding to DC rated voltage".

* Voltage to be applied to ECQE1A (F) & ECQE2A (F) is only sine wave (50 Hz or 60 Hz).

Design, Specifications are subject to change without notice. Ask factory for technical specifications before purchase and/or use. Whenever a doubt about safety arises from this product, please inform us immediately for technical consultation without fail.

■ Dimensions in mm (not to scale)

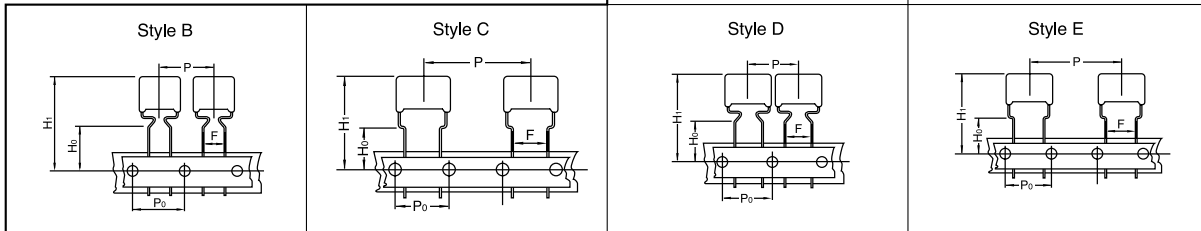


■ Packaging Specifications for Bulk Package

Packing quantity: 100 pcs./bag

■ Taping Specifications for Automatic Insertion

● Taping style



*Refer to the page of taping specifications.

● Packaging Specifications

| Type | Rated volt. | Cap. range (μF) | Taping style | | | | | | | | Packing | suffix |
|----------|-----------------|-----------------|--------------|----|----|---|---|---|------|--------|---------|--------|
| | | | AD | AS | AB | B | C | D | E | | | |
| ECQE (F) | 100 VDC | 0.56 to 0.68 | ○ | | | | | | | | Ammo | () F3 |
| | | 0.56 to 0.68 | ○ | | | | | | | | Reel | () F9 |
| | | 0.82 to 1.0 | | | | ○ | | | | | Ammo | () F3 |
| | | 1.2 to 3.3 | | | | | ○ | | | | Ammo | () F3 |
| | | 1.2 to 3.3 | | | | | | | ○ | | Ammo | R() F |
| | 250 VDC | 0.010 to 0.27 | ○ | | | | | | | | Ammo | () F3 |
| | | 0.33 | | | | ○ | | | | | Ammo | () F3 |
| | | 0.39 to 1.5 | | | | | ○ | | | | Ammo | () F3 |
| | | 0.010 to 0.33 | | | | | | ○ | | | Ammo | R() F |
| | | 0.39 to 1.5 | | | | | | | ○ | | Ammo | R() F |
| | 400 VDC | 0.010 to 0.10 | ○ | | | | | | | | Ammo | () F3 |
| | | 0.12 to 0.47 | ○ | | | | ○ | | | | Ammo | () F3 |
| | | 0.010 to 0.10 | ○ | | | | | | ○ | | Ammo | R() F |
| | | 0.12 to 0.47 | | | | | | | ○ | | Ammo | R() F |
| | | 0.0010 to 0.033 | ○ | | | | | | | | Ammo | () F3 |
| | 630 VDC | 0.039 to 0.047 | | | | ○ | | | | | Ammo | () F3 |
| | | 0.056 to 0.22 | | | | | ○ | | | | Ammo | () F3 |
| | | 0.010 to 0.047 | ○ | | | | | | | | Reel | () F9 |
| | | 0.0010 to 0.047 | | | | | | ○ | | | Ammo | R() F |
| | | 0.056 to 0.22 | | | | | | | ○ | | Ammo | R() F |
| 1000 VDC | 0.0010 to 0.10 | | | | | | ○ | | Ammo | R() F | | |
| 1250 VDC | 0.0010 to 0.022 | | | | | | ○ | | Ammo | R() F | | |
| 125 VAC | 0.010 to 0.15 | | | ○ | | | | | | Ammo | () F6 | |
| | 0.18 to 0.47 | | | | | ○ | | | | Ammo | () F3 | |
| | 0.010 to 0.22 | | | | | | ○ | | | Ammo | R() F | |
| | 0.27 to 0.47 | | | | | | | ○ | | Ammo | R() F | |
| 250 VAC | 0.010 to 0.033 | | | ○ | | | | | | Ammo | () F6 | |
| | 0.010 to 0.047 | | | | | | ○ | | | Ammo | R() F | |
| | 0.056 to 0.22 | | | | | | | ○ | | Ammo | R() F | |

● Lead Spacing

| Style | Lead Spacing |
|-------|--------------|
| AD | 5.0 mm |
| AB | 5.0 mm |
| B | 5.0 mm |
| C | 5.0 mm |
| D | 7.5 mm |
| E | 7.5 mm |

*See the column "Rating, Dimensions & Quantity Box" for packing quantity.

■ Rating, Dimensions & Quantity/Ammo Box

● Rated voltage : 400 VDC, Capacitance tolerance : ±5 %(J), ±10 %(K)

| Part No. | Cap. (μ F) | Dimensions (mm) | | | | | | | | Quantity. | | | | |
|---------------|--------------------|-------------------|-------------------|-------------------|--------------|----------|--------------|----------|--------------|-------------------|----------|------------------|------------------|--------------------|
| | | L _{max.} | T _{max.} | H _{max.} | | F | | S | | G _{max.} | ϕ d | Standard 5 mm | Odd size 5 mm | Odd size 7.5 mm |
| | | | | Straight | Crimped lead | Straight | Crimped lead | Straight | Crimped lead | | | | | |
| ECQE4103□F() | 0.010 | 10.3 | 4.3 | 7.4 | 12.4 | 7.5 | 7.5 | 1.0 | 0.60 | 1000 | — | 1000 | | |
| ECQE4123□F() | 0.012 | 10.3 | 4.4 | 7.5 | 12.5 | 7.5 | 7.5 | 1.0 | 0.60 | | | | | |
| ECQE4153□F() | 0.015 | 10.3 | 4.4 | 7.5 | 12.5 | 7.5 | 7.5 | 1.0 | 0.60 | | | | | |
| ECQE4183□F() | 0.018 | 10.3 | 4.4 | 7.5 | 12.5 | 7.5 | 7.5 | 1.0 | 0.60 | | | | | |
| ECQE4223□F() | 0.022 | 10.3 | 4.8 | 7.9 | 12.9 | 7.5 | 7.5 | 1.0 | 0.60 | | | | | |
| ECQE4273□F() | 0.027 | 10.3 | 5.5 | 8.0 | 13.0 | 7.5 | 7.5 | 1.0 | 0.60 | | | | | |
| ECQE4333□F() | 0.033 | 10.3 | 6.0 | 9.0 | 14.0 | 7.5 | 7.5 | 1.0 | 0.60 | 500 | — | 1000 | | |
| ECQE4393□F() | 0.039 | 12.0 | 4.9 | 8.0 | 13.0 | 10.0 | 10.0 | 1.0 | 0.60 | | | | | |
| ECQE4473□F() | 0.047 | 12.0 | 5.0 | 8.3 | 13.3 | 10.0 | 10.0 | 1.0 | 0.60 | | | | | |
| ECQE4563□F() | 0.056 | 12.0 | 5.0 | 10.0 | 15.0 | 10.0 | 10.0 | 1.0 | 0.60 | | | | | |
| ECQE4683□F() | 0.068 | 12.0 | 5.4 | 10.5 | 15.5 | 10.0 | 10.0 | 1.0 | 0.60 | | | | | |
| ECQE4823□F() | 0.082 | 12.0 | 5.8 | 11.0 | 16.0 | 10.0 | 10.0 | 1.0 | 0.60 | | | | | |
| ECQE4104□F() | 0.10 | 12.0 | 6.3 | 12.0 | 17.0 | 10.0 | 10.0 | 1.0 | 0.60 | 500 | 500 | 500 | | |
| ECQE4124□F() | 0.12 | 18.5 | 5.0 | 10.0 | 15.0 | 15.0 | 10.0 | 1.0 | 0.60 | | | | | |
| ECQE4154□F() | 0.15 | 18.5 | 5.0 | 12.4 | 17.4 | 15.0 | 10.0 | 1.0 | 0.60 | | | | | |
| ECQE4184□F() | 0.18 | 18.5 | 5.4 | 12.5 | 17.5 | 15.0 | 10.0 | 1.0 | 0.60 | | | | | |
| ECQE4224□F() | 0.22 | 18.5 | 5.9 | 13.0 | 18.0 | 15.0 | 10.0 | 1.0 | 0.60 | | | | | |
| ECQE4274□F() | 0.27 | 18.5 | 6.5 | 14.3 | 19.3 | 15.0 | 10.0 | 1.0 | 0.80 | | | | | |
| ECQE4334□F() | 0.33 | 18.5 | 7.0 | 14.9 | 19.9 | 15.0 | 10.0 | 1.0 | 0.80 | | | | | |
| ECQE4394□F() | 0.39 | 18.5 | 7.5 | 15.4 | 20.4 | 15.0 | 10.0 | 1.0 | 0.80 | | | | | |
| ECQE4474□F() | 0.47 | 18.5 | 7.8 | 17.0 | 22.0 | 15.0 | 10.0 | 1.0 | 0.80 | | | | | |
| ECQE4564□F() | 0.56 | 26.0 | 6.5 | 16.0 | 21.0 | 22.5 | 15.0 | 1.0 | 0.80 | | | | | |
| ECQE4684□F() | 0.68 | 26.0 | 7.0 | 16.5 | 21.5 | 22.5 | 15.0 | 1.0 | 0.80 | | | | | |
| ECQE4824□F() | 0.82 | 26.0 | 7.9 | 17.3 | 22.3 | 22.5 | 15.0 | 1.0 | 0.80 | | | | | |
| ECQE4105□F() | 1.0 | 26.0 | 8.5 | 18.0 | 23.0 | 22.5 | 15.0 | 1.0 | 0.80 | — | — | 400 | | |
| ECQE4125□F() | 1.2 | 26.0 | 9.5 | 18.9 | 23.9 | 22.5 | 15.0 | 1.0 | 0.80 | | | | | |
| ECQE4155□F() | 1.5 | 31.0 | 9.5 | 19.0 | 24.0 | 27.5 | 22.5 | 1.0 | 0.80 | | | | | |
| ECQE4185□F() | 1.8 | 31.0 | 11.0 | 20.5 | 25.5 | 27.5 | 22.5 | 1.5 | 0.80 | | | | | |
| ECQE4225□F() | 2.2 | 31.0 | 11.0 | 22.0 | 27.0 | 27.5 | 22.5 | 1.5 | 0.80 | | | | | |

Suffix for lead crimped or taped type
 Cap. tol. code

Style N, style D: 0.010 μ F to 0.10 μ F
 Style T, style B: 0.12 μ F to 2.2 μ F

● Rated voltage : 630 VDC, Capacitance tolerance : ±5 %(J), ±10 %(K)

| Part No. | Cap. (μF) | Dimensions (mm) | | | | | | | | Quantity. | | | |
|---------------|-----------|-------------------|-------------------|-------------------|--------------|----------|--------------|----------|-------------------|-----------|------------------|------------------|--------------------|
| | | L _{max.} | T _{max.} | H _{max.} | | F | | S | G _{max.} | φd | Standard 5 mm | Odd size 5 mm | Odd size 7.5 mm |
| | | | | Straight | Crimped lead | Straight | Crimped lead | Straight | | | | | |
| ECQE6102□F() | 0.0010 | 10.0 | 4.5 | 9.5 | 14.5 | 7.5 | 7.5 | 1.0 | 0.60 | 1000 | — | 1500 | |
| ECQE6122□F() | 0.0012 | 10.0 | 4.5 | 10.0 | 15.0 | 7.5 | 7.5 | 1.0 | 0.60 | | | | |
| ECQE6152□F() | 0.0015 | 10.0 | 4.5 | 10.0 | 15.0 | 7.5 | 7.5 | 1.0 | 0.60 | | | | |
| ECQE6182□F() | 0.0018 | 10.0 | 4.5 | 10.0 | 15.0 | 7.5 | 7.5 | 1.0 | 0.60 | | | | |
| ECQE6222□F() | 0.0022 | 10.0 | 4.5 | 10.0 | 15.0 | 7.5 | 7.5 | 1.0 | 0.60 | | | | |
| ECQE6272□F() | 0.0027 | 10.0 | 4.5 | 10.0 | 15.0 | 7.5 | 7.5 | 1.0 | 0.60 | | | | |
| ECQE6332□F() | 0.0033 | 10.0 | 4.5 | 10.0 | 15.0 | 7.5 | 7.5 | 1.0 | 0.60 | | | | |
| ECQE6392□F() | 0.0039 | 10.0 | 4.5 | 10.0 | 15.0 | 7.5 | 7.5 | 1.0 | 0.60 | | | | |
| ECQE6472□F() | 0.0047 | 12.0 | 4.5 | 10.0 | 15.0 | 10.0 | 10.0 | 1.0 | 0.60 | | | | |
| ECQE6562□F() | 0.0056 | 12.0 | 4.5 | 10.0 | 15.0 | 10.0 | 10.0 | 1.0 | 0.60 | | | | |
| ECQE6682□F() | 0.0068 | 12.0 | 4.9 | 10.0 | 15.0 | 10.0 | 10.0 | 1.0 | 0.60 | | | | |
| ECQE6822□F() | 0.0082 | 12.0 | 4.5 | 10.0 | 15.0 | 10.0 | 10.0 | 1.0 | 0.60 | | | | |
| ECQE6103□F() | 0.010 | 12.0 | 4.5 | 7.5 | 12.5 | 10.0 | 10.0 | 1.0 | 0.60 | | | | |
| ECQE6123□F() | 0.012 | 12.0 | 4.5 | 7.8 | 12.8 | 10.0 | 10.0 | 1.0 | 0.60 | | | | |
| ECQE6153□F() | 0.015 | 12.0 | 5.0 | 8.2 | 13.2 | 10.0 | 10.0 | 1.0 | 0.60 | | | | |
| ECQE6183□F() | 0.018 | 12.0 | 4.9 | 10.0 | 15.0 | 10.0 | 10.0 | 1.0 | 0.60 | | | | |
| ECQE6223□F() | 0.022 | 12.0 | 5.3 | 10.5 | 15.5 | 10.0 | 10.0 | 1.0 | 0.60 | | | | |
| ECQE6273□F() | 0.027 | 12.0 | 5.5 | 10.9 | 15.9 | 10.0 | 10.0 | 1.0 | 0.60 | | | | |
| ECQE6333□F() | 0.033 | 12.0 | 6.0 | 11.9 | 16.9 | 10.0 | 10.0 | 1.0 | 0.60 | 500 | 1000 | 500 | |
| ECQE6393□F() | 0.039 | 12.0 | 6.0 | 13.4 | 18.4 | 10.0 | 10.0 | 1.0 | 0.60 | | | | |
| ECQE6473□F() | 0.047 | 12.0 | 6.5 | 13.5 | 18.5 | 10.0 | 10.0 | 1.0 | 0.60 | | | | |
| ECQE6563□F() | 0.056 | 18.5 | 5.4 | 10.5 | 15.5 | 15.0 | 10.0 | 1.0 | 0.60 | | | | |
| ECQE6683□F() | 0.068 | 18.5 | 5.8 | 11.0 | 16.0 | 15.0 | 10.0 | 1.0 | 0.60 | | | | |
| ECQE6823□F() | 0.082 | 18.5 | 6.5 | 12.0 | 17.0 | 15.0 | 10.0 | 1.0 | 0.60 | | | | |
| ECQE6104□F() | 0.10 | 18.5 | 6.3 | 14.0 | 19.0 | 15.0 | 10.0 | 1.0 | 0.60 | | | | |
| ECQE6124□F() | 0.12 | 18.5 | 6.3 | 14.5 | 19.5 | 15.0 | 10.0 | 1.0 | 0.80 | | | | |
| ECQE6154□F() | 0.15 | 18.5 | 7.5 | 15.4 | 20.4 | 15.0 | 10.0 | 1.0 | 0.80 | | | | |
| ECQE6184□F() | 0.18 | 18.5 | 8.0 | 16.0 | 21.0 | 15.0 | 10.0 | 1.0 | 0.80 | | | | |
| ECQE6224□F() | 0.22 | 18.5 | 9.0 | 16.5 | 21.5 | 15.0 | 10.0 | 1.0 | 0.80 | | | | |
| ECQE6274□F() | 0.27 | 26.0 | 7.0 | 16.5 | 21.5 | 22.5 | 15.0 | 1.0 | 0.80 | | | | |
| ECQE6334□F() | 0.33 | 26.0 | 7.8 | 17.0 | 22.0 | 22.5 | 15.0 | 1.0 | 0.80 | | | | |
| ECQE6394□F() | 0.39 | 26.0 | 8.5 | 17.9 | 22.9 | 22.5 | 15.0 | 1.0 | 0.80 | | | | |
| ECQE6474□F() | 0.47 | 26.0 | 9.3 | 18.5 | 23.5 | 22.5 | 15.0 | 1.0 | 0.80 | | | | |
| ECQE6564□F() | 0.56 | 26.0 | 10.0 | 20.0 | 25.0 | 22.5 | 15.0 | 1.5 | 0.80 | | | | |
| ECQE6684□F() | 0.68 | 26.0 | 11.5 | 21.0 | 26.0 | 22.5 | 15.0 | 1.5 | 0.80 | | | | |
| ECQE6824□F() | 0.82 | 31.0 | 11.3 | 20.5 | 25.5 | 27.5 | 22.5 | 1.5 | 0.80 | | | | |
| ECQE6105□F() | 1.0 | 31.0 | 12.5 | 21.9 | 26.9 | 27.5 | 22.5 | 1.5 | 0.80 | | | | |
| ECQE6125□F() | 1.2 | 31.0 | 13.5 | 23.0 | 28.0 | 27.5 | 22.5 | 1.5 | 0.80 | | | | |
| ECQE6155□F() | 1.5 | 31.0 | 15.3 | 24.7 | 29.7 | 27.5 | 22.5 | 1.5 | 0.80 | | | | |
| ECQE6185□F() | 1.8 | 31.0 | 16.8 | 27.0 | 32.0 | 27.5 | 22.5 | 1.5 | 0.80 | | | | |
| ECQE6225□F() | 2.2 | 31.0 | 19.5 | 29.0 | 34.0 | 27.5 | 22.5 | 1.5 | 0.80 | | | | |

— Suffix for lead crimped or taped type.
 — Cap. tol. code

Style N, style D: 0.0010 μF to 0.047 μF
 Style T, style B: 0.056 μF to 2.2 μF

Design, Specifications are subject to change without notice. Ask factory for technical specifications before purchase and/or use.
 Whenever a doubt about safety arises from this product, please inform us immediately for technical consultation without fail.

■ Rating, Dimensions & Quantity/Ammo Box

● Rated voltage : 1000 VDC, (Note) 125 VAC, Capacitance tolerance : ±5 % (J), ±10 % (K)

| Part No. | Cap. (μF) | Dimensions (mm) | | | | | | | | Quantity |
|----------------|-----------|-----------------|--------|----------|--------------|----------|--------------|----------|--------|----------|
| | | L max. | T max. | H max. | | F | | S | | ød |
| | | | | Straight | Crimped lead | Straight | Crimped lead | Straight | G max. | |
| ECQE10102□F() | 0.0010 | 15.5 | 6.0 | 11.0 | 16.0 | 12.5 | 10.0 | 1.0 | 0.60 | 500 |
| ECQE10122□F() | 0.0012 | 15.5 | 6.0 | 11.0 | 16.0 | 12.5 | 10.0 | 1.0 | 0.60 | |
| ECQE10152□F() | 0.0015 | 15.5 | 6.0 | 11.0 | 16.0 | 12.5 | 10.0 | 1.0 | 0.60 | |
| ECQE10182□F() | 0.0018 | 15.5 | 6.0 | 11.0 | 16.0 | 12.5 | 10.0 | 1.0 | 0.60 | |
| ECQE10222□F() | 0.0022 | 15.5 | 6.0 | 11.5 | 16.5 | 12.5 | 10.0 | 1.0 | 0.60 | |
| ECQE10272□F() | 0.0027 | 15.5 | 6.5 | 12.0 | 17.0 | 12.5 | 10.0 | 1.0 | 0.60 | |
| ECQE10332□F() | 0.0033 | 15.5 | 6.0 | 11.5 | 16.5 | 12.5 | 10.0 | 1.0 | 0.60 | |
| ECQE10392□F() | 0.0039 | 15.5 | 6.5 | 12.0 | 17.0 | 12.5 | 10.0 | 1.0 | 0.60 | |
| ECQE10472□F() | 0.0047 | 15.5 | 7.0 | 12.5 | 17.5 | 12.5 | 10.0 | 1.0 | 0.60 | |
| ECQE10562□F() | 0.0056 | 15.5 | 7.5 | 13.0 | 18.0 | 12.5 | 10.0 | 1.0 | 0.60 | |
| ECQE10682□F() | 0.0068 | 15.5 | 7.0 | 12.5 | 17.5 | 12.5 | 10.0 | 1.0 | 0.60 | 500 |
| ECQE10822□F() | 0.0082 | 15.5 | 6.5 | 12.0 | 17.0 | 12.5 | 12.5 | 1.0 | 0.60 | |
| ECQE10103□F() | 0.010 | 15.5 | 6.0 | 11.0 | 16.0 | 12.5 | 12.5 | 1.0 | 0.60 | |
| ECQE10123□F() | 0.012 | 15.5 | 6.0 | 12.0 | 17.0 | 12.5 | 12.5 | 1.0 | 0.60 | |
| ECQE10153□F() | 0.015 | 15.5 | 7.0 | 12.5 | 17.5 | 12.5 | 12.5 | 1.0 | 0.60 | 400 |
| ECQE10183□F() | 0.018 | 15.5 | 7.5 | 13.0 | 20.0 | 12.5 | 12.5 | 1.0 | 0.80 | |
| ECQE10223□F() | 0.022 | 15.5 | 7.5 | 15.5 | 22.5 | 12.5 | 12.5 | 1.0 | 0.80 | |
| ECQE10273□F() | 0.027 | 21.0 | 6.0 | 13.0 | 18.0 | 17.5 | 12.5 | 1.0 | 0.80 | 500 |
| ECQE10333□F() | 0.033 | 21.0 | 6.5 | 14.0 | 19.0 | 17.5 | 12.5 | 1.0 | 0.80 | |
| ECQE10393□F() | 0.039 | 21.0 | 7.0 | 14.5 | 19.5 | 17.5 | 12.5 | 1.0 | 0.80 | |
| ECQE10473□F() | 0.047 | 21.0 | 7.5 | 15.5 | 20.5 | 17.5 | 12.5 | 1.0 | 0.80 | 400 |
| ECQE10563□F() | 0.056 | 21.0 | 7.5 | 17.0 | 22.0 | 17.5 | 12.5 | 1.0 | 0.80 | |
| ECQE10683□F() | 0.068 | 21.0 | 8.5 | 18.0 | 23.0 | 17.5 | 12.5 | 1.0 | 0.80 | |
| ECQE10823□F() | 0.082 | 21.0 | 9.0 | 18.5 | 23.5 | 17.5 | 12.5 | 1.0 | 0.80 | 300 |
| ECQE10104□F() | 0.10 | 21.0 | 10.0 | 20.0 | 25.0 | 17.5 | 12.5 | 1.0 | 0.80 | |
| ECQE10124□F() | 0.12 | 26.0 | 9.0 | 18.5 | 23.5 | 22.5 | 17.5 | 1.0 | 0.80 | |
| ECQE10154□F() | 0.15 | 26.0 | 10.0 | 20.0 | 25.0 | 22.5 | 17.5 | 1.5 | 0.80 | — |
| ECQE10184□F() | 0.18 | 26.0 | 10.5 | 22.0 | 27.0 | 22.5 | 17.5 | 1.5 | 0.80 | |
| ECQE10224□F() | 0.22 | 26.0 | 12.0 | 23.0 | 28.0 | 22.5 | 17.5 | 1.5 | 0.80 | |

Suffix for lead crimped or taped type.
 Cap. tol. code

Style D: 0.0010 μF to 0.022 μF
 Style B: 0.027 μF to 0.22 μF

Note) This type has two rated voltage, one is DC rated voltage another is AC rated voltage..

DC rated voltage is 1000 V, AC rated voltage is 125 V.

Making for rated voltage is 「1000 V, 125 V \sim 」

When capacitors use in secondary side of power source, and in case of applying voltage in altering current (50 Hz or 60 Hz sine wave) to a capacitor, please refer to the page of "Permissible voltage (R.M.S) in altering current corresponding to DC rated voltage".

When capacitors use in primary side of power source, the rated voltage is shown 125 VAC. Voltage to be applied to capacitors in only sine wave (50 Hz or 60 Hz).

AC rated capacitors complying with clause 1 of "Electrical Appliance and Material Safety Law". And not complying with clause 2 of "Electrical Appliance and Material Safety Law", in this case please use ECQUL type or ECQUG type

■ Rating, Dimensions & Quantity/Ammo Box

● Rated voltage : 1250 VDC, (Note) 125 VAC, Capacitance tolerance : ±5 % (J), ±10 % (K)

| Part No. | Cap. (μF) | Dimensions (mm) | | | | | | | | Quantity |
|----------------|--------------|-------------------|-------------------|-------------------|--------------|----------|--------------|----------|-------------------|----------|
| | | L _{max.} | T _{max.} | H _{max.} | | F | | S | | ød |
| | | | | Straight | Crimped lead | Straight | Crimped lead | Straight | G _{max.} | |
| ECQE12102□F() | 0.0010 | 15.5 | 6.0 | 11.0 | 16.0 | 12.5 | 10.0 | 1.0 | 0.60 | 500 |
| ECQE12122□F() | 0.0012 | 15.5 | 6.0 | 11.0 | 16.0 | 12.5 | 10.0 | 1.0 | 0.60 | |
| ECQE12152□F() | 0.0015 | 15.5 | 6.0 | 11.0 | 16.0 | 12.5 | 10.0 | 1.0 | 0.60 | |
| ECQE12182□F() | 0.0018 | 15.5 | 6.0 | 11.0 | 16.0 | 12.5 | 10.0 | 1.0 | 0.60 | |
| ECQE12222□F() | 0.0022 | 15.5 | 6.0 | 11.5 | 16.5 | 12.5 | 10.0 | 1.0 | 0.60 | |
| ECQE12272□F() | 0.0027 | 15.5 | 6.5 | 12.0 | 17.0 | 12.5 | 10.0 | 1.0 | 0.60 | |
| ECQE12332□F() | 0.0033 | 15.5 | 6.0 | 11.5 | 16.5 | 12.5 | 10.0 | 1.0 | 0.60 | |
| ECQE12392□F() | 0.0039 | 15.5 | 6.5 | 12.0 | 17.0 | 12.5 | 10.0 | 1.0 | 0.60 | |
| ECQE12472□F() | 0.0047 | 15.5 | 7.0 | 12.5 | 17.5 | 12.5 | 10.0 | 1.0 | 0.60 | |
| ECQE12562□F() | 0.0056 | 15.5 | 7.5 | 13.0 | 18.0 | 12.5 | 10.0 | 1.0 | 0.60 | 400 |
| ECQE12682□F() | 0.0068 | 15.5 | 7.5 | 15.0 | 20.0 | 12.5 | 10.0 | 1.0 | 0.60 | |
| ECQE12822□F() | 0.0082 | 21.0 | 5.0 | 12.0 | 17.0 | 17.5 | 12.5 | 1.0 | 0.60 | 500 |
| ECQE12103□F() | 0.010 | 21.0 | 5.0 | 12.5 | 17.5 | 17.5 | 12.5 | 1.0 | 0.60 | |
| ECQE12123□F() | 0.012 | 21.0 | 5.5 | 13.0 | 18.0 | 17.5 | 12.5 | 1.0 | 0.60 | |
| ECQE12153□F() | 0.015 | 21.0 | 6.0 | 13.5 | 18.5 | 17.5 | 12.5 | 1.0 | 0.60 | |
| ECQE12183□F() | 0.018 | 21.0 | 6.5 | 14.5 | 19.5 | 17.5 | 12.5 | 1.0 | 0.80 | |
| ECQE12223□F() | 0.022 | 21.0 | 7.0 | 15.0 | 20.0 | 17.5 | 12.5 | 1.0 | 0.80 | |
| ECQE12273□F() | 0.027 | 26.0 | 6.0 | 15.5 | 20.5 | 22.5 | 17.5 | 1.0 | 0.80 | |
| ECQE12333□F() | 0.033 | 26.0 | 6.5 | 16.0 | 21.0 | 22.5 | 17.5 | 1.0 | 0.80 | |
| ECQE12393□F() | 0.039 | 26.0 | 7.0 | 16.5 | 21.5 | 22.5 | 17.5 | 1.0 | 0.80 | |
| ECQE12473□F() | 0.047 | 26.0 | 8.0 | 17.0 | 22.0 | 22.5 | 17.5 | 1.0 | 0.80 | |
| ECQE12563□F() | 0.056 | 31.0 | 7.5 | 17.0 | 22.0 | 27.5 | 22.5 | 1.0 | 0.80 | |
| ECQE12683□F() | 0.068 | 31.0 | 8.0 | 17.5 | 22.5 | 27.5 | 22.5 | 1.0 | 0.80 | |
| ECQE12823□F() | 0.082 | 31.0 | 9.0 | 18.5 | 23.5 | 27.5 | 22.5 | 1.0 | 0.80 | |
| ECQE12104□F() | 0.10 | 31.0 | 10.0 | 19.5 | 24.5 | 27.5 | 22.5 | 1.0 | 0.80 | |
| ECQE12124□F() | 0.12 | 31.0 | 11.5 | 20.5 | 25.5 | 27.5 | 22.5 | 1.5 | 0.80 | |
| ECQE12154□F() | 0.15 | 31.0 | 12.0 | 23.0 | 28.0 | 27.5 | 22.5 | 1.5 | 0.80 | |
| ECQE12184□F() | 0.18 | 31.0 | 13.0 | 24.5 | 29.5 | 27.5 | 22.5 | 1.5 | 0.80 | |
| ECQE12224□F() | 0.22 | 31.0 | 14.5 | 26.5 | 31.5 | 27.5 | 22.5 | 1.5 | 0.80 | |

└─ Suffix for lead crimped or taped type.
└─ Cap. tol. code

Style D: 0.0010 μF to 0.0068 μF
Style B: 0.0082 μF to 0.22 μF

Note) This type has two rated voltage, one is DC rated voltage another is AC rated voltage..

DC rated voltage is 1250 V, AC rated voltage is 125 V.

Making for rated voltage is 「1250 V, 125 V \sim 」

When capacitors use in secondary side of power source, and in case of applying voltage in altering current (50 Hz or 60 Hz sine wave) to a capacitor, please refer to the page of "Permissible voltage (R.M.S) in altering current corresponding to DC rated voltage".

When capacitors use in primary side of power source, the rated voltage is shown 125 VAC. Voltage to be applied to capacitors in only sine wave (50 Hz or 60 Hz).

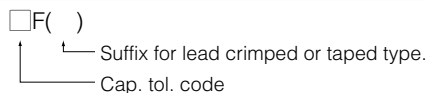
AC rated capacitors complying with clause 1 of "Electrical Appliance and Material Safety Law". And not complying with clause 2 of "Electrical Appliance and Material Safety Law", in this case please use ECQUL type or ECQUG type

■ Rating, Dimensions & Quantity/Ammo Box

● Rated voltage : 125 VAC, Capacitance tolerance : $\pm 5\%$ (J), $\pm 10\%$ (K)

Noise suppression Capacitors (Across-the-line)

| Part No. | Cap. (μ F) | Dimensions (mm) | | | | | | | | Quantity | | | | |
|------------------|-----------------|-------------------|-------------------|-------------------|--------------|----------|--------------|----------|--------------|-------------------|----------|---------------|---------------|-----------------|
| | | L _{max.} | T _{max.} | H _{max.} | | F | | S | | G _{max.} | ϕ d | Standard 5 mm | Odd size 5 mm | Odd size 7.5 mm |
| | | | | Straight | Crimped lead | Straight | Crimped lead | Straight | Crimped lead | | | | | |
| ECQE1A103□F() | 0.010 | 10.5 | 4.5 | 7.5 | 12.5 | 7.5 | 7.5 | 7.5 | 1.0 | 0.60 | 1000 | — | 1000 | |
| ECQE1A123□F() | 0.012 | 10.5 | 4.4 | 7.5 | 12.5 | 7.5 | 7.5 | 7.5 | 1.0 | 0.60 | | | | |
| ECQE1A153□F() | 0.015 | 10.5 | 4.4 | 7.5 | 12.5 | 7.5 | 7.5 | 7.5 | 1.0 | 0.60 | | | | |
| ECQE1A183□F() | 0.018 | 10.5 | 4.4 | 7.5 | 12.5 | 7.5 | 7.5 | 7.5 | 1.0 | 0.60 | | | | |
| ECQE1A223□F() | 0.022 | 10.5 | 4.4 | 7.5 | 12.5 | 7.5 | 7.5 | 7.5 | 1.0 | 0.60 | | | | |
| ECQE1A273□F() | 0.027 | 10.5 | 4.4 | 7.5 | 12.5 | 7.5 | 7.5 | 7.5 | 1.0 | 0.60 | | | | |
| ECQE1A333□F() | 0.033 | 10.5 | 4.5 | 7.8 | 12.8 | 7.5 | 7.5 | 7.5 | 1.0 | 0.60 | | | | |
| ECQE1A393□F() | 0.039 | 10.5 | 4.5 | 7.8 | 12.8 | 7.5 | 7.5 | 7.5 | 1.0 | 0.60 | | | | |
| ECQE1A473□F() | 0.047 | 10.5 | 5.5 | 8.0 | 13.0 | 7.5 | 7.5 | 7.5 | 1.0 | 0.60 | | | | |
| ECQE1A563□F() | 0.056 | 10.5 | 5.9 | 8.5 | 13.5 | 7.5 | 7.5 | 7.5 | 1.0 | 0.60 | | | | |
| ECQE1A683□F() | 0.068 | 10.5 | 6.3 | 9.4 | 14.4 | 7.5 | 7.5 | 7.5 | 1.0 | 0.60 | | | | |
| ECQE1A823□F() | 0.082 | 10.5 | 6.5 | 9.8 | 14.8 | 7.5 | 7.5 | 7.5 | 1.0 | 0.60 | | | | |
| ECQE1A104□F() | 0.10 | 10.5 | 6.5 | 11.8 | 16.8 | 7.5 | 7.5 | 7.5 | 1.0 | 0.60 | | | | |
| ECQE1A124□F() | 0.12 | 12.5 | 5.9 | 11.5 | 16.5 | 10.0 | 10.0 | 10.0 | 1.0 | 0.60 | | | | |
| ECQE1A154□F() | 0.15 | 12.5 | 6.5 | 12.0 | 17.0 | 10.0 | 10.0 | 10.0 | 1.0 | 0.60 | | | | |
| ECQE1A184□F() | 0.18 | 12.5 | 7.0 | 12.5 | 17.5 | 10.0 | 10.0 | 10.0 | 1.0 | 0.60 | | | | |
| ECQE1A224□F() | 0.22 | 12.5 | 7.5 | 13.4 | 18.4 | 10.0 | 10.0 | 10.0 | 1.0 | 0.60 | | | | |
| ECQE1A274□F() | 0.27 | 18.5 | 6.3 | 12.0 | 17.0 | 15.0 | 10.0 | 10.0 | 1.0 | 0.60 | | | | |
| ECQE1A334□F() | 0.33 | 18.5 | 6.9 | 12.5 | 17.5 | 15.0 | 10.0 | 10.0 | 1.0 | 0.60 | | | | |
| ECQE1A394□F() | 0.39 | 18.5 | 7.4 | 13.0 | 18.0 | 15.0 | 10.0 | 10.0 | 1.0 | 0.60 | | | | |
| ECQE1A474□F() | 0.47 | 18.5 | 7.5 | 15.3 | 20.3 | 15.0 | 10.0 | 10.0 | 1.0 | 0.60 | | | | |
| ECQE1A564P()() | 0.56 | 26.0 | 6.0 | 13.5 | 18.5 | 22.5 | 7.5 | 7.5 | 1.0 | 0.80 | | | | |
| ECQE1A684P()() | 0.68 | 26.0 | 6.5 | 14.5 | 19.5 | 22.5 | 7.5 | 7.5 | 1.0 | 0.80 | | | | |
| ECQE1A824P()() | 0.82 | 26.0 | 7.0 | 15.0 | 20.0 | 22.5 | 7.5 | 7.5 | 1.0 | 0.80 | | | | |
| ECQE1A105P()() | 1.0 | 26.0 | 8.0 | 15.5 | 20.5 | 22.5 | 7.5 | 7.5 | 1.0 | 0.80 | | | | |
| ECQE1A125P()() | 1.2 | 26.0 | 8.5 | 16.5 | 21.5 | 22.5 | 7.5 | 7.5 | 1.0 | 0.80 | | | | |
| ECQE1A155P()() | 1.5 | 26.0 | 9.5 | 17.5 | 22.5 | 22.5 | 7.5 | 7.5 | 1.0 | 0.80 | | | | |
| ECQE1A185P()() | 1.8 | 26.0 | 10.5 | 18.0 | 23.0 | 22.5 | 7.5 | 7.5 | 1.5 | 0.80 | | | | |
| ECQE1A225P()() | 2.2 | 26.0 | 12.0 | 20.0 | 25.0 | 22.5 | 7.5 | 7.5 | 1.5 | 0.80 | | | | |



Style N, style D: 0.010 μ F to 0.22 μ F
 Style T, style B: 0.27 μ F to 0.47 μ F

*Please consult us about Crimed lead type of 0.56 μ F to 2.2 μ F.

Notice for AC rated

AC rated capacitors complying with clause 1 of "Electrical Appliance and Material Safety Law".
 As for clause 2 of "Electrical Appliance and Material Safety Law", please use ECQUL type or ECQUG type.

When using these capacitors as a across-the-line capacitor, it shall be required to follow either item 1. or item 2. condition.

1. Capacitor shall be connected in parallel with varistor (Specified varistor voltage in table 1.)
2. Voltage applied for capacitor shall not exceed other than specified in table 1, when using these capacitors.

Table 1

| Cap. Rated Voltage | Varistor voltage | Pulse voltage |
|--------------------|------------------|----------------------|
| 125 VAC | 250 V | 250 V _{0-P} |

● Rated voltage : 250 VAC, Capacitance tolerance : ±5 % (J), ±10 % (K)
Noise suppression Capacitors (Across-the-line)

| Part No. | Cap. (μF) | Dimensions (mm) | | | | | | | | Quantity | |
|------------------|-----------|-------------------|-------------------|-------------------|--------------|------|------|-------------------|------|---------------|-----------------|
| | | L _{max.} | T _{max.} | H _{max.} | | F | S | G _{max.} | φ d | Standard 5 mm | Odd size 7.5 mm |
| | | | | Straight | Crimped lead | | | | | | |
| ECQE2A103□F() | 0.010 | 12.5 | 5.5 | 10.8 | 15.8 | 10.0 | 10.0 | 1.0 | 0.60 | 500 | 1000 |
| ECQE2A123□F() | 0.012 | 12.5 | 6.0 | 11.5 | 16.5 | 10.0 | 10.0 | 1.0 | 0.60 | | |
| ECQE2A153□F() | 0.015 | 12.5 | 6.3 | 9.9 | 14.9 | 10.0 | 10.0 | 1.0 | 0.60 | | |
| ECQE2A183□F() | 0.018 | 12.5 | 6.0 | 11.9 | 16.9 | 10.0 | 10.0 | 1.0 | 0.60 | | |
| ECQE2A223□F() | 0.022 | 12.5 | 6.0 | 11.5 | 16.5 | 10.0 | 10.0 | 1.0 | 0.60 | | |
| ECQE2A273□F() | 0.027 | 12.5 | 5.5 | 10.9 | 15.9 | 10.0 | 10.0 | 1.0 | 0.60 | | |
| ECQE2A333□F() | 0.033 | 12.5 | 6.0 | 11.9 | 16.9 | 10.0 | 10.0 | 1.0 | 0.60 | | |
| ECQE2A393□F() | 0.039 | 12.5 | 6.0 | 13.4 | 18.4 | 10.0 | 10.0 | 1.0 | 0.60 | 500 | 500 |
| ECQE2A473□F() | 0.047 | 12.5 | 6.5 | 14.4 | 19.4 | 10.0 | 10.0 | 1.0 | 0.60 | | |
| ECQE2A563□F() | 0.056 | 18.5 | 5.4 | 10.5 | 15.5 | 15.0 | 10.0 | 1.0 | 0.60 | | |
| ECQE2A683□F() | 0.068 | 18.5 | 5.8 | 11.0 | 16.0 | 15.0 | 10.0 | 1.0 | 0.60 | | |
| ECQE2A823□F() | 0.082 | 18.5 | 6.3 | 12.0 | 17.0 | 15.0 | 10.0 | 1.0 | 0.60 | | |
| ECQE2A104□F() | 0.10 | 18.5 | 6.3 | 14.0 | 19.0 | 15.0 | 10.0 | 1.0 | 0.60 | | |
| ECQE2A124□F() | 0.12 | 18.5 | 6.8 | 14.5 | 19.5 | 15.0 | 10.0 | 1.0 | 0.80 | | |
| ECQE2A154□F() | 0.15 | 18.5 | 7.5 | 15.4 | 20.4 | 15.0 | 10.0 | 1.0 | 0.80 | 400 | |
| ECQE2A184□F() | 0.18 | 18.5 | 8.0 | 16.0 | 21.0 | 15.0 | 10.0 | 1.0 | 0.80 | | |
| ECQE2A224□F() | 0.22 | 18.5 | 9.0 | 16.9 | 21.9 | 15.0 | 10.0 | 1.0 | 0.80 | 300 | |
| ECQE2A274□F() | 0.27 | 26.0 | 7.0 | 16.5 | 21.5 | 22.5 | 15.0 | 1.0 | 0.80 | | |
| ECQE2A334□F() | 0.33 | 26.0 | 7.8 | 17.0 | 22.0 | 22.5 | 15.0 | 1.0 | 0.80 | — | — |
| ECQE2A394□F() | 0.39 | 26.0 | 8.5 | 17.9 | 22.9 | 22.5 | 15.0 | 1.0 | 0.80 | | |
| ECQE2A474□F() | 0.47 | 26.0 | 9.3 | 18.5 | 23.5 | 22.5 | 15.0 | 1.0 | 0.80 | | |
| ECQE2A564P()() | 0.56 | 26.0 | 10.0 | 20.0 | — | 22.5 | — | 1.0 | 0.80 | | |
| ECQE2A684P()() | 0.68 | 26.0 | 11.5 | 21.0 | — | 22.5 | — | 1.0 | 0.80 | | |
| ECQE2A824P()() | 0.82 | 26.0 | 13.0 | 22.5 | — | 22.5 | — | 1.0 | 0.80 | | |
| ECQE2A105P()() | 1.0 | 31.0 | 12.5 | 21.9 | — | 27.5 | — | 1.5 | 0.80 | | |
| ECQE2A125P()() | 1.2 | 31.0 | 13.5 | 23.0 | — | 27.5 | — | 1.5 | 0.80 | | |
| ECQE2A155P()() | 1.5 | 31.0 | 15.3 | 24.7 | — | 27.5 | — | 1.5 | 0.80 | | |
| ECQE2A185P()() | 1.8 | 31.0 | 16.8 | 27.0 | — | 27.5 | — | 1.5 | 0.80 | | |
| ECQE2A225P()() | 2.2 | 31.0 | 19.5 | 29.0 | — | 27.5 | — | 1.5 | 0.80 | | |

□F()
 ↳ Suffix for lead crimped or taped type.
 ↳ Cap. tol. code

Style D: 0.010 μF to 0.047 μF
 Style B: 0.056 μF to 0.47 μF

*Please consult us about Crimmed lead type of 0.56 μF to 2.2 μF.

Notice for AC rated

AC rated capacitors complying with clause 1 of "Electrical Appliance and Material Safety Law".
 As for clause 2 of "Electrical Appliance and Material Safety Law", please use ECQUL type or ECQUG type.

When using these capacitors as a across-the-line capacitor, it shall be required to follow either item 1. or item 2. condition.

1. Capacitor shall be connected in parallel with varistor (Specified varistor voltage in table 1.)
2. Voltage applied for capacitor shall not exceed other than specified in table 1, when using these capacitors.

Table 1

| Cap. Rated Voltage | Varistor voltage | Pulse voltage |
|--------------------|------------------|----------------------|
| 250 VAC | 470 V | 630 V _{0-P} |