


Types MCM and MIN SMT Clad RF Capacitors

Multilayer High Power, High Temperature Mica and PTFE Capacitors

Types MCM and MIN SMT clad PTFE and mica capacitors are top performers for high power applications requiring low inductance at high frequencies and can operate at temperatures up to 200 °C and voltages to 1000 Vdc. Choosing from 16 different configurations offers easy mounting with options for surface mount as well as through-hole and mechanical assembly. To assure high current capability in the smallest capacitors, low-capacitance ratings use polytetrafluorethylene (PTFE) that has ultra-low dielectric absorption - better than polypropylene, polystyrene and NPO ceramic.

Highlights

- 200 °C rated with no voltage derating
- Wave solderable
- No cracking or delaminating
- CTE \approx 18 ppm/°C compatible with FR4 PCBs
- Highly thermal conductive package
- Gull-wing terminal minimizes stress
- Typical 100 pF ESR, <11 m Ω @ 100 MHz
- Nonmagnetic for minimal RF loss
- Very low ESL for excellent by-pass action
- Ultra stable: no change with (t), (V) and (f)
- Exact capacitance with tolerances from ± 0.25 pF
- RoHS Compliant



Specifications



Complies with the EU Directive 2002/95/EC requirement restricting the use of Lead (Pb), Mercury (Hg), Cadmium (Cd), Hexavalent chromium (Cr(VI)), PolyBrominated Biphenyls (PBB) and PolyBrominated Diphenyl Ethers (PBDE).

Capacitance Range:
Voltage Ratings:
Temperature Range:
Capacitance Tolerance:
Dielectric Strength:
Insulation Resistance:
Aging Rate:
Marking:

MCM	MIN
1 to 1500 pF	1 to 350 pF
300 to 1000 Vdc	300 Vdc
-55 °C to +200 °C with no voltage derating	
± 0.25 pF, ± 0.5 pF, ± 1 pF, $\pm 0.5\%$, $\pm 1\%$, $\pm 2\%$, $\pm 5\%$	
200% of rated voltage for 5 seconds	
1000 M Ω · μ F Need not exceed 100,000 M Ω at 25 °C	
None	

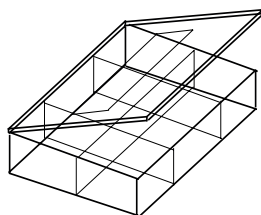
MIN - Capacitance in pF and ID letters CD
MCM - Capacitance, ID letters CD and voltage if other than 500 when space permits
 RoHS Compliant - marked in green ink

Design Kits for Engineers

MIN300VKIT1 300 Vdc
 5 pieces each
 13 ratings 3.3 – 150 pF

MCM500VKIT2
 Nonmagnetic to 500 Vdc
 5 pieces each
 10 ratings 10 – 1000 pF

MCM1000VKIT3 1 kVdc
 5 pieces each
 7 ratings 100 – 750 pF



Applications

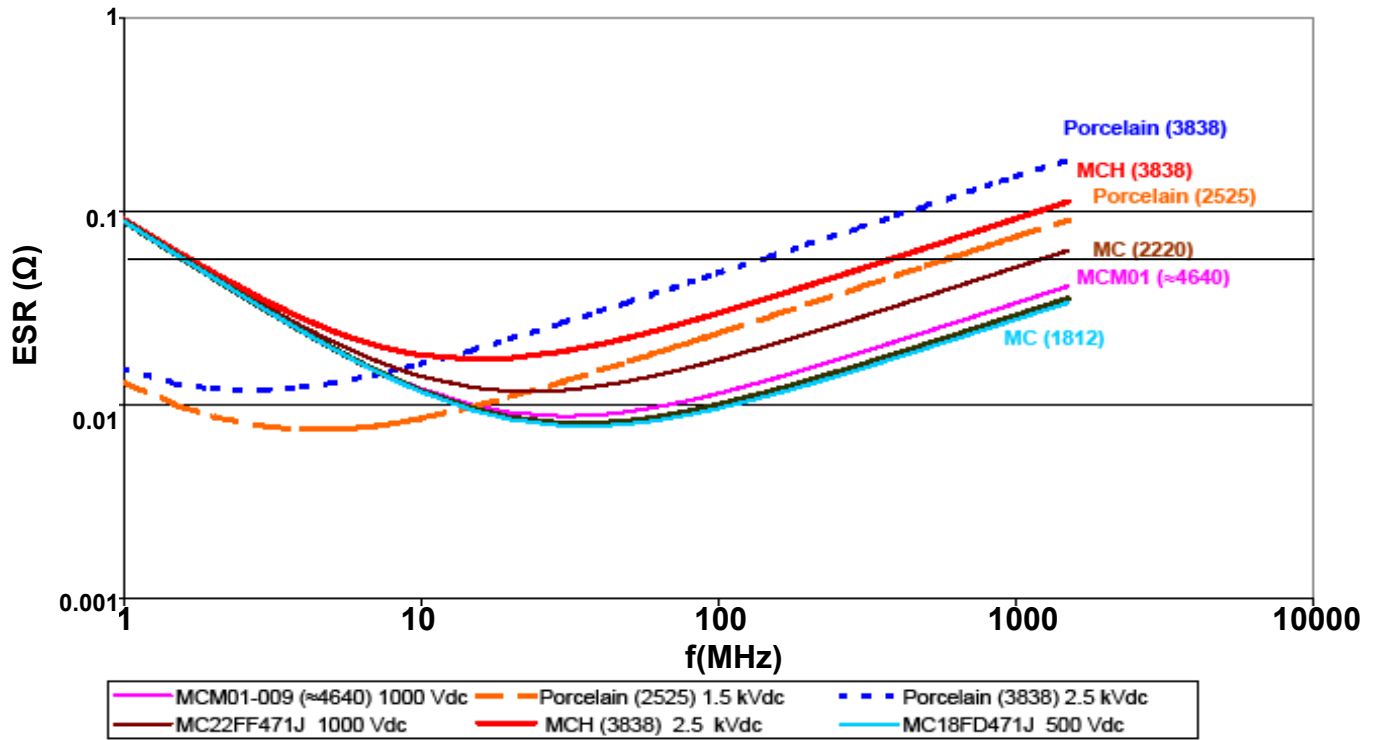
RF Power Amplifiers
 Lasers
 Mobile Radio
 Plasma generators
 MRI Coils
 RF Medical Equipment
 Land Mobile antennas 27 to 900 MHz

Types MCM and MIN SMT Clad RF Capacitors

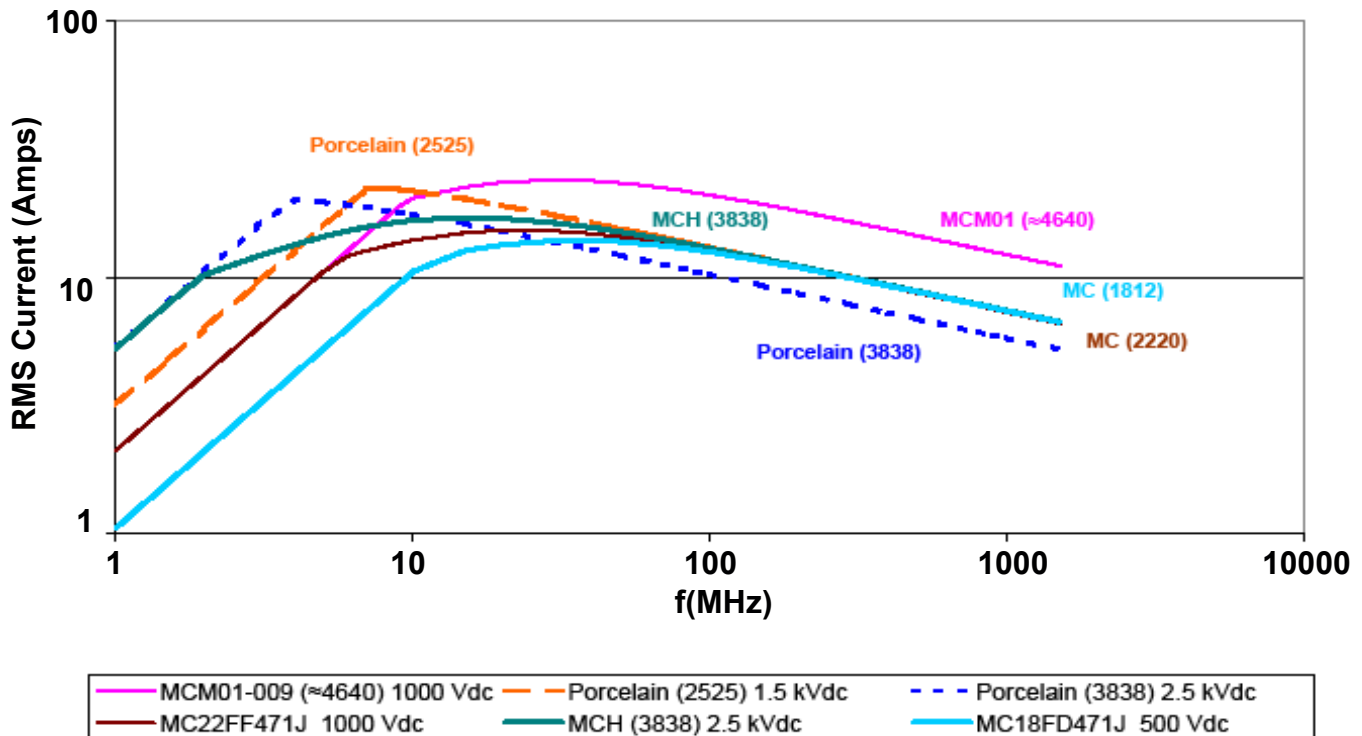
Typical Performance Data

[click here to see additional rating charts](#)

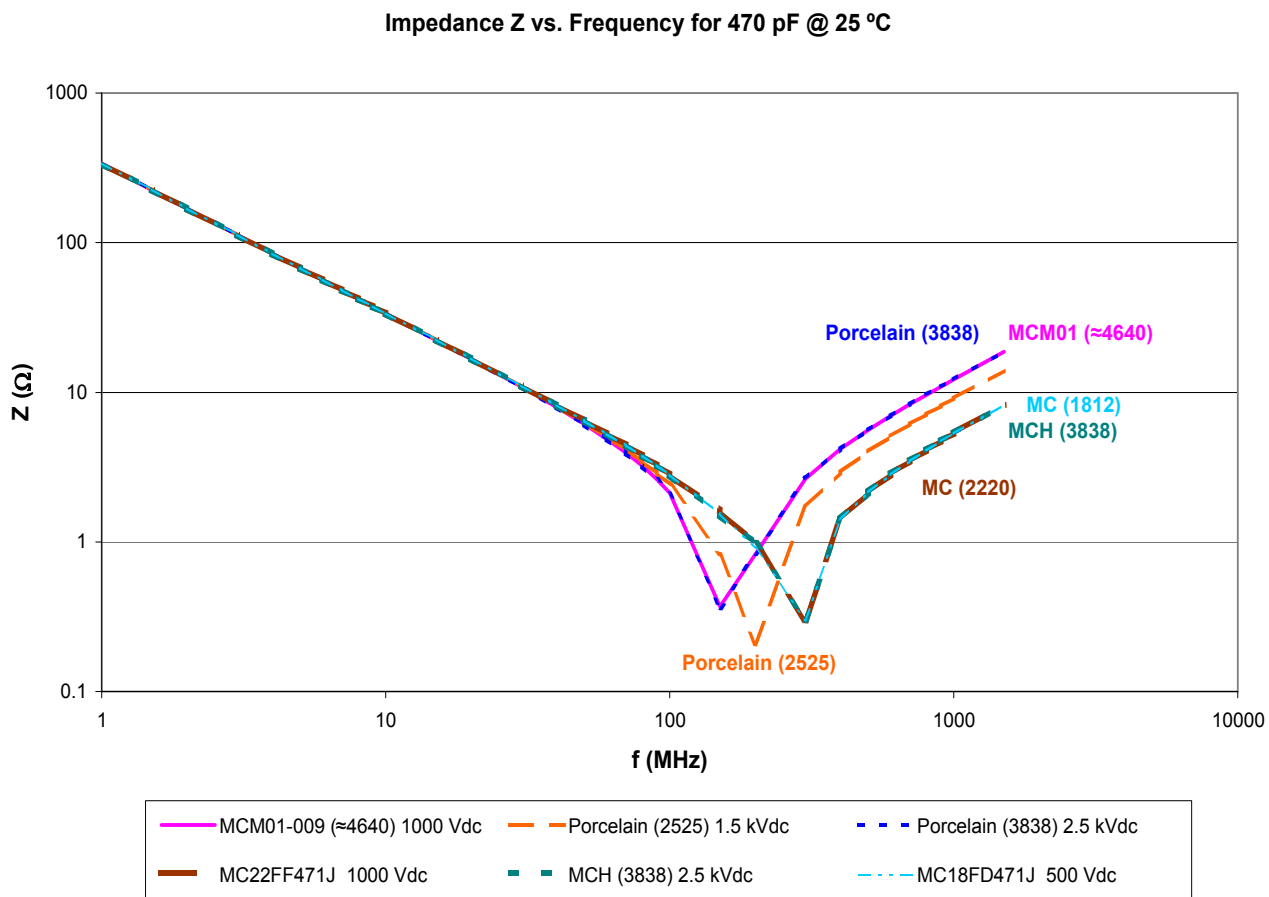
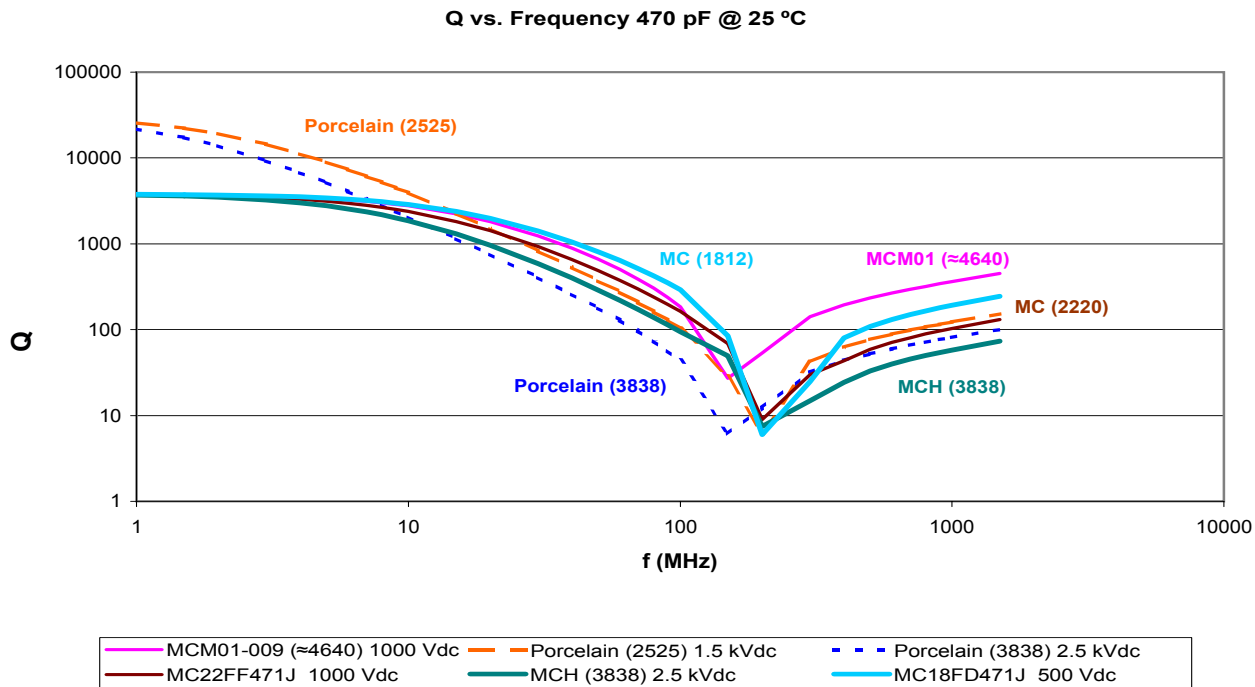
ESR vs. Frequency for 470 pF



Current Rating (IRMS) for 470 pF at 60 °C Rise



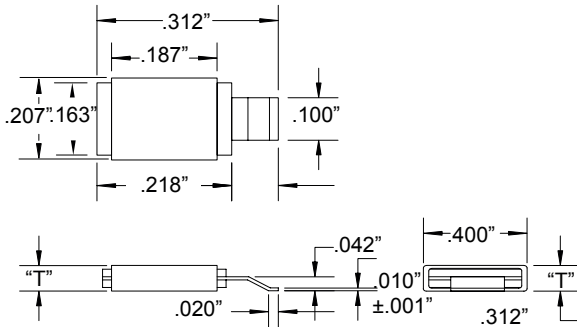
Types MCM and MIN SMT Clad RF Capacitors



Types MCM and MIN SMT Clad RF Capacitors

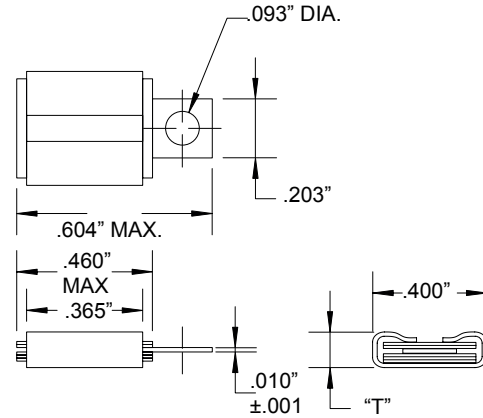
Outline Drawings for Popular Items

MIN02-002



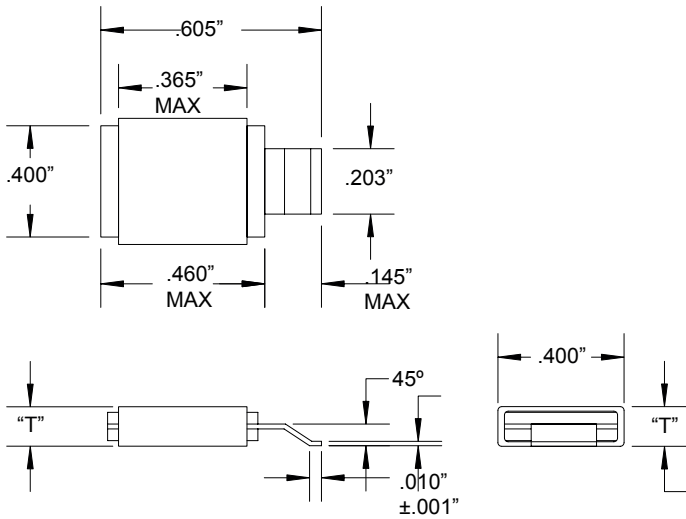
"T" (thickness) depending on capacitance value = .065 to .125±.015

MCM01-001



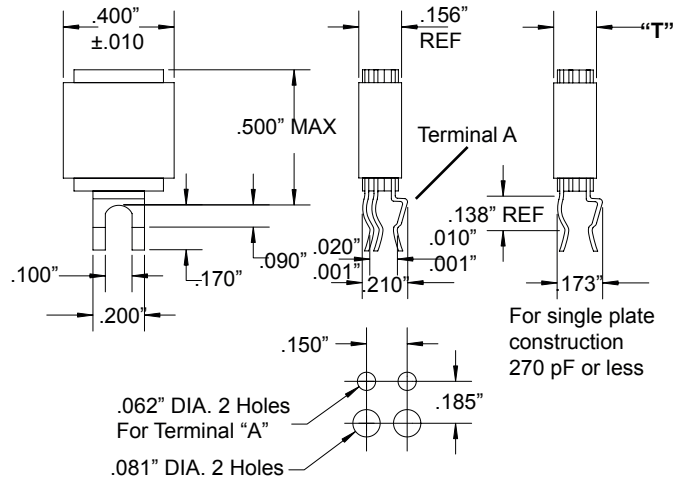
"T" (thickness) depending on capacitance value = .110 to .165±.015

MCM01-009



"T" (thickness) depending on capacitance value = .110 to .165±.015

MCM01-010



"T" (thickness) depending on capacitance value = .110 to .165±.015

"T" varies with capacitance

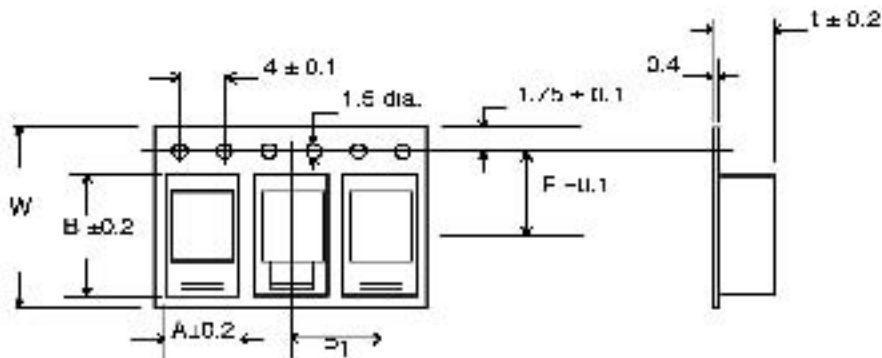
Types MCM and MIN SMT Clad RF Capacitors

Standard Minimum Quantities

Bulk Pack: 100 pieces per bag

Reel Pack: 500 pieces per reel

Tape Specifications



Tape Dimensions (mm)						
Case	W	A	B	P1	F	t
MIN02-002 < 150 pF	16	5.56	8.18	8	7.5	2.16
MIN02-002 ≥ 150 pF	16	5.66	8.10	8	7.5	3.20

Note: 24 mm tape for MCM01-009 and 32 mm tape for MCM01-004 are available upon request.

Solder Profile

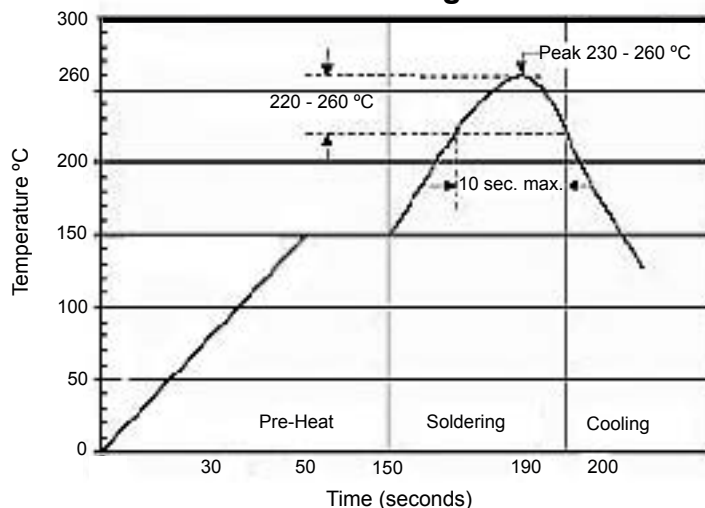
Specifications:

Lead free finish

Case and Terminal Material:

Silver plated, copper flashed, brass

Reflow Soldering Method



Wave Soldering Method

