


# Types MCM and MIN SMT Clad RF Capacitors

## Multilayer High Power, High Temperature Mica and PTFE Capacitors

Types MCM and MIN SMT clad PTFE and mica capacitors are top performers for high power applications requiring low inductance at high frequencies and can operate at temperatures up to 200 °C and voltages to 1000 Vdc. Choosing from 16 different configurations offers easy mounting with options for surface mount as well as through-hole and mechanical assembly. To assure high current capability in the smallest capacitors, low-capacitance ratings use polytetrafluorethylene (PTFE) that has ultra-low dielectric absorption - better than polypropylene, polystyrene and NPO ceramic.

### Highlights

- 200 °C rated with no voltage derating
- Wave solderable
- No cracking or delaminating
- CTE  $\approx$  18 ppm/°C compatible with FR4 PCBs
- Highly thermal conductive package
- Gull-wing terminal minimizes stress
- Typical 100 pF ESR, <11 m $\Omega$  @ 100 MHz
- Nonmagnetic for minimal RF loss
- Very low ESL for excellent by-pass action
- Ultra stable: no change with (t), (V) and (f)
- Exact capacitance with tolerances from  $\pm 0.25$  pF
- RoHS Compliant



### Specifications



Complies with the EU Directive 2002/95/EC requirement restricting the use of Lead (Pb), Mercury (Hg), Cadmium (Cd), Hexavalent chromium (Cr(VI)), PolyBrominated Biphenyls (PBB) and PolyBrominated Diphenyl Ethers (PBDE).

**Capacitance Range:**  
**Voltage Ratings:**  
**Temperature Range:**  
**Capacitance Tolerance:**  
**Dielectric Strength:**  
**Insulation Resistance:**  
**Aging Rate:**  
**Marking:**

| MCM                                                                                      | MIN         |
|------------------------------------------------------------------------------------------|-------------|
| 1 to 1500 pF                                                                             | 1 to 350 pF |
| 300 to 1000 Vdc                                                                          | 300 Vdc     |
| -55 °C to +200 °C with no voltage derating                                               |             |
| $\pm 0.25$ pF, $\pm 0.5$ pF, $\pm 1$ pF, $\pm 0.5\%$ , $\pm 1\%$ , $\pm 2\%$ , $\pm 5\%$ |             |
| 200% of rated voltage for 5 seconds                                                      |             |
| 1000 M $\Omega$ · $\mu$ F Need not exceed 100,000 M $\Omega$ at 25 °C                    |             |
| None                                                                                     |             |
| <b>MIN</b> - Capacitance in pF and ID letters CD                                         |             |
| <b>MCM</b> - Capacitance, ID letters CD and voltage if other than 500 when space permits |             |
| RoHS Compliant - marked in green ink                                                     |             |

### Design Kits for Engineers

**MIN300VKIT1** 300 Vdc  
 5 pieces each  
 13 ratings 3.3 – 150 pF

**MCM500VKIT2**  
 Nonmagnetic to 500 Vdc  
 5 pieces each  
 10 ratings 10 – 1000 pF

**MCM1000VKIT3** 1 kVdc  
 5 pieces each  
 7 ratings 100 – 750 pF



### Applications

RF Power Amplifiers  
 Lasers  
 Mobile Radio  
 Plasma generators  
 MRI Coils  
 RF Medical Equipment  
 Land Mobile antennas 27 to 900 MHz

# Types MCM and MIN SMT Clad RF Capacitors

## Ratings Available

| Capacitance<br>(pF) | Voltage<br>Ratings<br>(Vdc) |     |       | Dielectric   |
|---------------------|-----------------------------|-----|-------|--------------|
|                     | 300                         | 500 | *1000 |              |
| <b>MIN02</b>        |                             |     |       |              |
| 1 - 9               | X                           |     |       | PTFE         |
| 10 - 60             | X                           |     |       | Mica         |
| 61 - 120            | X                           |     |       | Mica         |
| 121 - 180           | X                           |     |       | Mica         |
| 181 - 240           | X                           |     |       | Mica         |
| 241 - 300           | X                           |     |       | Mica         |
| 301 - 350           | X                           |     |       | Mica         |
| <b>MCM01</b>        |                             |     |       |              |
| 1 - 7               |                             | X   | X     | PTFE         |
| 8 - 32              |                             | X   | X     | PTFE or Mica |
| 33 - 250            |                             | X   | X     | Mica         |
| 251 - 500           |                             | X   | X     | Mica         |
| 501 - 750           |                             | X   | X     | Mica         |
| 751 - 1000          |                             | X   |       | Mica         |
| 1001 - 1280         |                             | X   |       | Mica         |
| 1281 - 1500         | X                           |     |       | Mica         |

\*1000 V available in MCM01-001 and -009 style

## Part Numbering System



# Types MCM and MIN SMT Clad RF Capacitors

## Typical Performance Data

[click here to see additional rating charts](#)

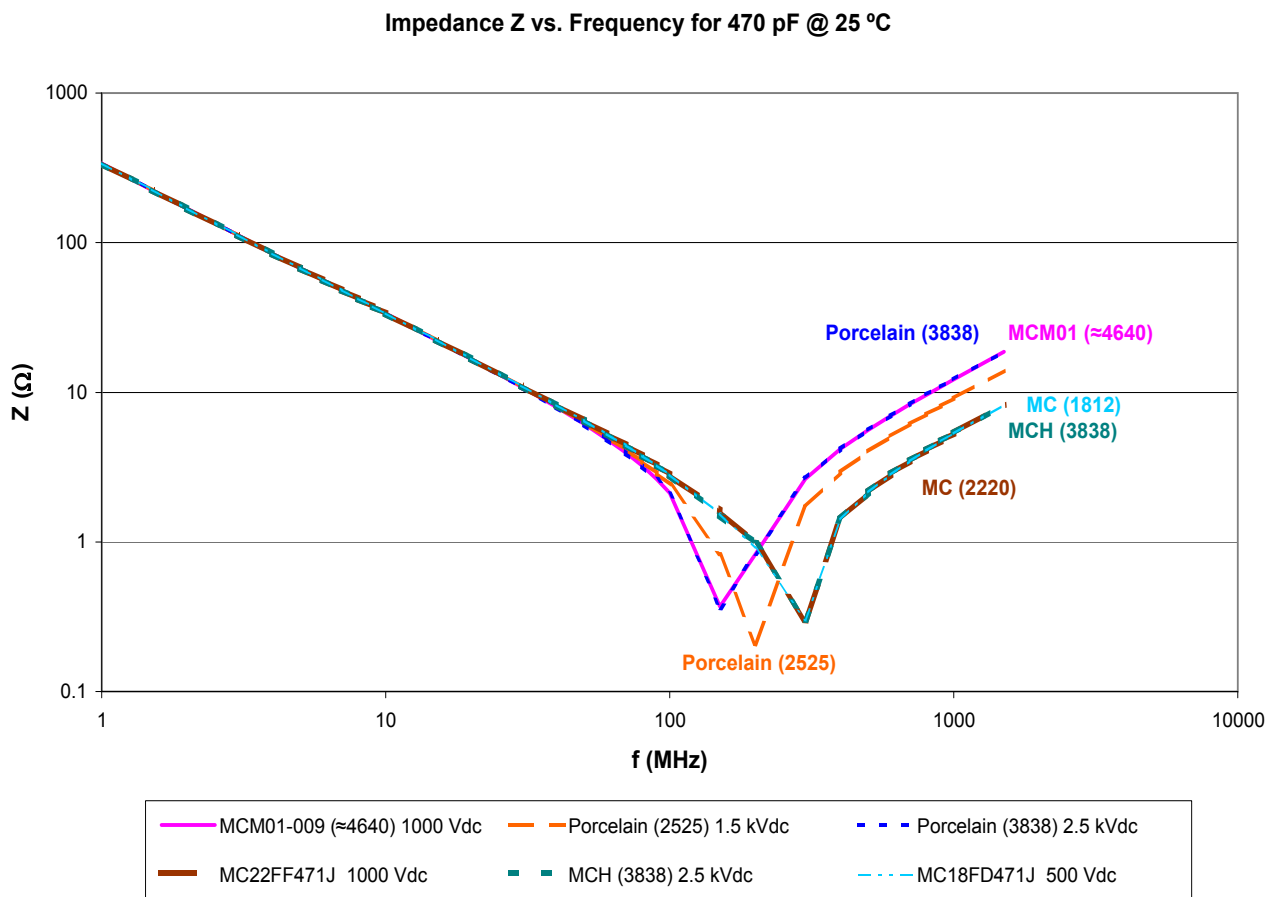
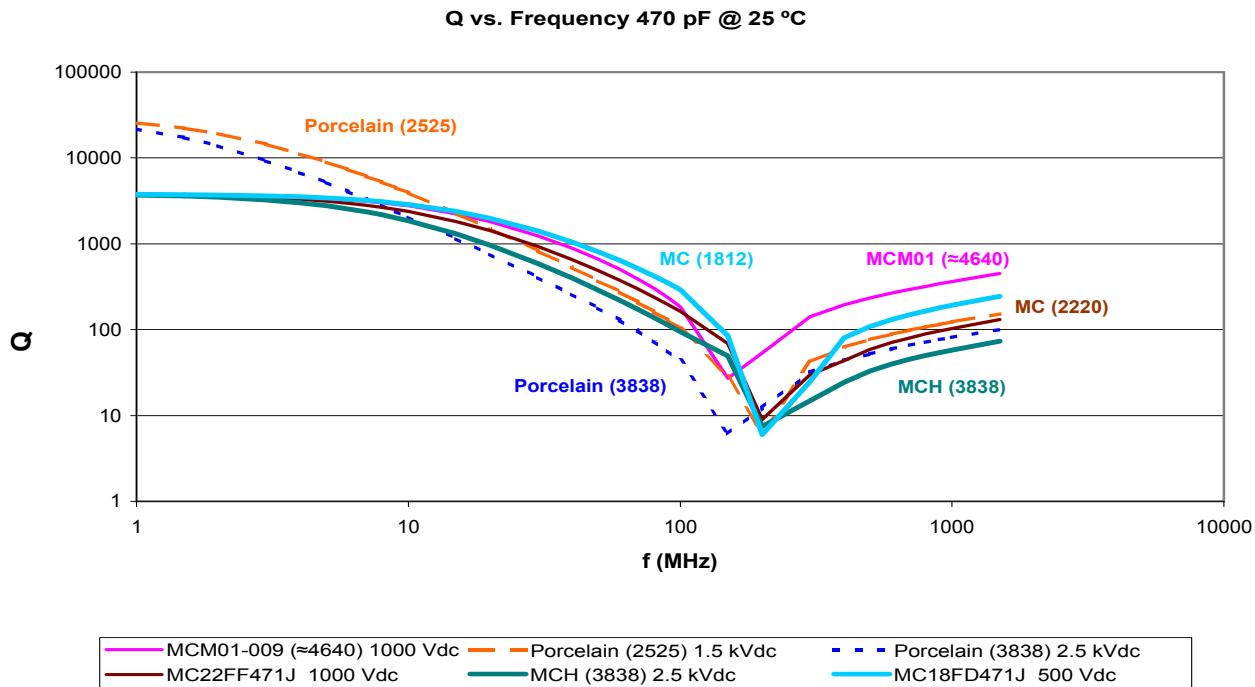
### ESR vs. Frequency for 470 pF



### Current Rating (IRMS) for 470 pF at 60 °C Rise



# Types MCM and MIN SMT Clad RF Capacitors



# Types MCM and MIN SMT Clad RF Capacitors

## Outline Drawings for Popular Items

**MIN02-002**



"T" (thickness) depending on capacitance value = .065 to .125 ± .015

**MCM01-001**



"T" (thickness) depending on capacitance value = .110 to .165 ± .015

**MCM01-009**



"T" (thickness) depending on capacitance value = .110 to .165 ± .015

**MCM01-010**



"T" (thickness) depending on capacitance value = .110 to .165 ± .015

"T" varies with capacitance

# Types MCM and MIN SMT Clad RF Capacitors

## Standard Minimum Quantities

Bulk Pack: 100 pieces per bag

Reel Pack: 500 pieces per reel

## Tape Specifications



| Tape Dimensions (mm)  |    |      |      |    |     |      |
|-----------------------|----|------|------|----|-----|------|
| Case                  | W  | A    | B    | P1 | F   | t    |
| MIN02-002<br>< 150 pF | 16 | 5.56 | 8.18 | 8  | 7.5 | 2.16 |
| MIN02-002<br>≥ 150 pF | 16 | 5.66 | 8.10 | 8  | 7.5 | 3.20 |

Note: 24 mm tape for MCM01-009 and 32 mm tape for MCM01-004 are available upon request.

## Solder Profile

### Specifications:

Lead free finish

### Case and Terminal Material:

Silver plated, copper flashed, brass

### Reflow Soldering Method



### Wave Soldering Method

