

4

3

2

1

THIS DRAWING IS UNPUBLISHED. RELEASED FOR PUBLICATION
 © COPYRIGHT BY TYCO ELECTRONICS CORPORATION. ALL RIGHTS RESERVED.

LOC	DIST	REVISIONS				
		#	LR	DATE	DN	APVD
CE	16	D3		24JAN08	DLF	DLF
MINOR REVISION (ADD -81 THRU -83)						

1.04	84.00+2.00-0.00	8-1754687-3
1.04	82.00+2.00-0.00	8-1754687-2
1.04	78.00+2.00-0.00	8-1754687-1
1.32	700.00+14.00-0.00	5-1754687-8
1.23	500.00+10.00-0.00	5-1754687-0
1.21	450.00+9.00-0.00	4-1754687-5
1.20	430.00+8.60-0.00	4-1754687-3
1.19	410.00+8.20-0.00	4-1754687-1
1.18	400.00+8.00-0.00	4-1754687-0
1.18	390.00+7.80-0.00	3-1754687-9
1.17	380.00+7.60-0.00	3-1754687-8
1.17	370.00+7.40-0.00	3-1754687-7
1.16	360.00+7.20-0.00	3-1754687-6
1.16	350.00+7.00-0.00	3-1754687-5
1.16	340.00+6.80-0.00	3-1754687-4
1.15	330.00+6.60-0.00	3-1754687-3
1.15	320.00+6.40-0.00	3-1754687-2
1.14	310.00+6.20-0.00	3-1754687-1
1.14	300.00+4.00-0.00	3-1754687-0
1.13	290.00+4.00-0.00	2-1754687-9
1.13	280.00+4.00-0.00	2-1754687-8
1.12	270.00+4.00-0.00	2-1754687-7
1.12	260.00+4.00-0.00	2-1754687-6
1.11	250.00+4.00-0.00	2-1754687-5
1.11	240.00+4.00-0.00	2-1754687-4
1.11	230.00+4.00-0.00	2-1754687-3
1.10	220.00+4.00-0.00	2-1754687-2
1.10	210.00+4.00-0.00	2-1754687-1
1.09	200.00+4.00-0.00	2-1754687-0
1.09	190.00+3.00-0.00	1-1754687-9
1.08	180.00+3.00-0.00	1-1754687-8
1.08	170.00+3.00-0.00	1-1754687-7
1.07	160.00+3.00-0.00	1-1754687-6
1.07	150.00+3.00-0.00	1-1754687-5
1.06	140.00+3.00-0.00	1-1754687-4
1.06	130.00+3.00-0.00	1-1754687-3
1.05	120.00+3.00-0.00	1-1754687-2
1.05	110.00+3.00-0.00	1-1754687-1
1.05	100.00+3.00-0.00	1-1754687-0
1.04	90.00+2.00-0.00	1754687-9
1.04	80.00+2.00-0.00	1754687-8
1.03	70.00+2.00-0.00	1754687-7
1.03	60.00+2.00-0.00	1754687-6
1.02	50.00+2.00-0.00	1754687-5
1.02	40.00+2.00-0.00	1754687-4
1.01	30.00+2.00-0.00	1754687-3
1.01	20.00+2.00-0.00	1754687-2
1.00	10.00+1.00-0.00	1754687-1

△	INSERTION LOSS (dB)	LENGTH (FEET)	PART NUMBER
---	---------------------	---------------	-------------

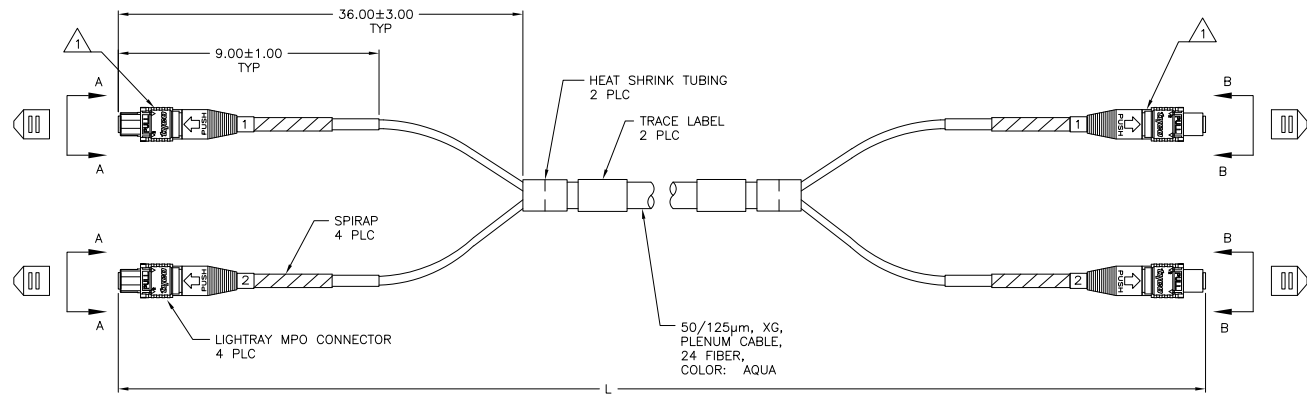
THIS DRAWING IS A CONTROLLED DOCUMENT.		DN D. FENNEL	ORAU004	Tyco Electronics Tyco Electronics Corporation Harrisburg Pa. 17105-3608
DIMENSIONS: INCHES		CHK D. FENNEL	ORAU004	
TOLERANCES UNLESS OTHERWISE SPECIFIED:		APD D. FENNEL	ORAU004	NAME
0 P.L.C.	±			CABLE ASSEMBLY, 50/125um, XG, 24 FIBER
1 P.L.C.	±			PLENUM, PAIRS FLIPPED, LIGHTRAY MPO, OPTIMATE
2 P.L.C.	±			
3 P.L.C.	±			
4 P.L.C.	±			
ANGLES:	FRESH			SIZE
				A2
MATERIAL		WEIGHT		CASE CODE
				00779
				DRAWING NO
				1754687
				RESTRICTED TO
				CUSTOMER DRAWING
				SCALE
				NTS
				SHEET
				1 OF 3
				REV
				D3

JMP 1471-9 REV 31MAR2000

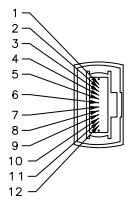
1754687

THIS DRAWING IS UNPUBLISHED. RELEASED FOR PUBLICATION
 © copyright BY TYCO ELECTRONICS CORPORATION. ALL RIGHTS RESERVED.

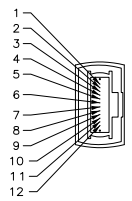
LDC DIST		REVISIONS					
CE	16	TP	LNK	DESCRIPTION	DATE	OWN	APP'D
				SEE SHEET 1			



PAIRS FLIPPED



FIBER #	COLOR
1	BLUE
2	ORANGE
3	GREEN
4	BROWN
5	SLATE
6	WHITE
7	RED
8	BLACK
9	YELLOW
10	VIOLET
11	ROSE
12	AQUA



FIBER #	COLOR
1	ORANGE
2	BLUE
3	BROWN
4	GREEN
5	WHITE
6	SLATE
7	BLACK
8	RED
9	VIOLET
10	YELLOW
11	ROSE
12	ROSE

VIEW A-A
NOT TO SCALE

VIEW B-B
NOT TO SCALE

LIGHTRAY CONNECTOR FIBER PATH



- ⚠ WHITE MARK ON CONNECTOR BODY INDICATES FIBER ONE SIDE
- ⚠ PULLING SOCK IS INSTALLED OVER ONE END SEE SHEET 2 FOR DETAIL
- ⚠ PROTECTIVE COVER IS INSTALLED OVER ONE END (DO NOT PULL ON PROTECTIVE COVER) SEE SHEET 2 FOR DETAIL
- ⚠ INSERTION LOSS IS EQUAL TO 1.0dB PLUS CABLE ATTENUATION

THIS DRAWING IS A CONTROLLED DOCUMENT.		DR. FENNEL	08A004	Tyco Electronics Corporation Harrisburg Pa, 17105-3608
DIMENSIONS: INCHES		DR. FENNEL	08A004	
TOLERANCES UNLESS OTHERWISE SPECIFIED:		APD. FENNEL	08A004	CABLE ASSEMBLY, 50/125µm, XG, 24 FIBER PLENUM, PAIRS FLIPPED, LIGHTRAY MPO, OPTIMATE
0 PLC # - -		PRODUCT SPEC		
1 PLC # - -		APPLICATION SPEC		SIZE: A2
2 PLC # - -		WEIGHT		CAGE CODE: 00779
3 PLC # - -		CUSTOMER DRAWING		DRAWING NO: 1754687
4 PLC # - -				RESTRICTED TO: -
ANGLES # - -				SCALE: NTS
FINISH - -				SHEET: 2 of 3
				REV: D3

AMP 1471-9 REV 31MAR2000

1754687

A

4

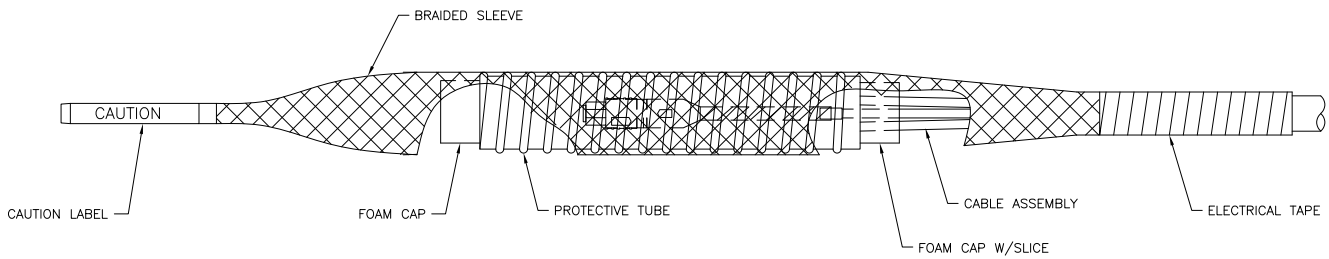
3

2

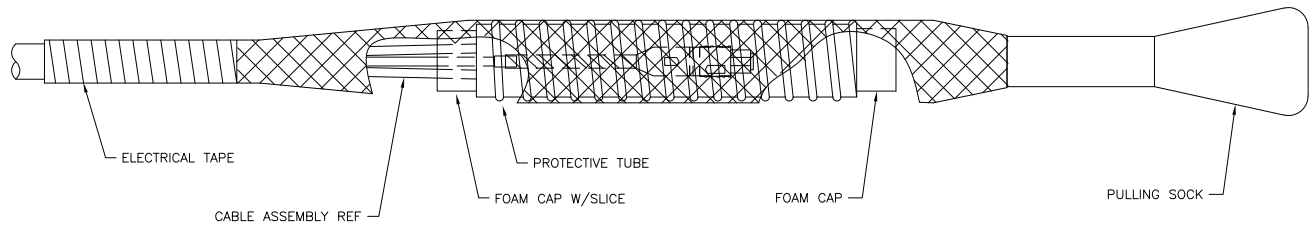
1

THIS DRAWING IS UNPUBLISHED. RELEASED FOR PUBLICATION
 © COPYRIGHT BY TYCO ELECTRONICS CORPORATION. ALL RIGHTS RESERVED.

LOC	DIST	REVISIONS		
P	LTR	DESCRIPTION	DATE	BY
CE	16	SEE SHEET 1		



3 PROTECTIVE COVER
BOTTOM END



2 PULLING SOCK
TOP END

THIS DRAWING IS A CONTROLLED DOCUMENT.		DWG: D. FENNELL 08AUG04 CHK: D. FENNELL 08AUG04 D: D. FENNELL 08AUG04 APP: D. FENNELL 08AUG04 PRODUCT SPEC: --- APPLICATION SPEC: --- WEIGHT: --- FINISH: ---	Tyco Electronics Tyco Electronics Corporation Harrisburg Pa. 17105-3608
DIMENSIONS: INCHES 0 PLC # -- 1 PLC # -- 2 PLC # -- 3 PLC # -- 4 PLC # -- ANGLES # -- MATERIAL --- FINISH ---	TYPICAL DIMENSIONS OTHER DIMENSIONS:	NAME: D. FENNELL 08AUG04 CABLE ASSEMBLY, 50/125um, XG, 24 FIBER PLENUM, PAIRS FLIPPED, LIGHTRAY MPO, OPTIMATE	SIZE: A2 CAGE CODE: 00779 DRAWING NO: C=1754687 RESTRICTED TO: ---
CUSTOMER DRAWING		SCALE: NTS	SHEET: 3 of 3 REV: D3

AMP 1471-9 REV 31MM0200

1754687