


38999 Fiber Optic Close-Tolerance Connectors



- Composite Thermoplastic Shell Materials
- Broad Range of Finish Platings
- 2 to 29 Channels
- Environmentally Sealed
- Plug, Jam-Nut Receptacle, and Wall-Mounted Receptacle
- Color-Band Mating Indicator
- Keyed Polarization
- Positive Stop Bottoming Surface
- Compatible with all Mil-T-29504/04 & /05 Termini

Glenair Close-Tolerance 38999 Fiber Optic Connectors Provide Precise Optical Alignment

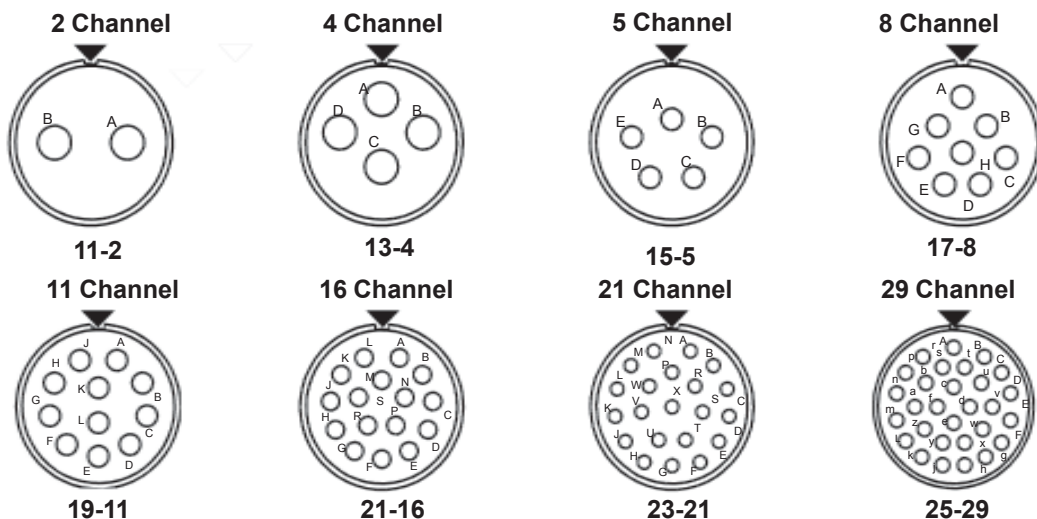
Fully Compliant with MIL-DTL-38999 Series III Mating Specifications

Molded, Composite Thermoplastic Construction

Designed for Performance. Connector components are molded to tighter tolerances than required by the MIL-DTL-38999 specification to reduce radial misalignment and insertion loss.

Positive Stop Bottoming. Connector shells have a positive stop or bottoming surface to ensure reliable shell-to-shell bottoming. This feature ensures the linear dimensional relationship of the termini are the same after each connector mating.

LAYOUTS



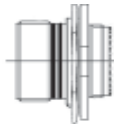
SHELL STYLES



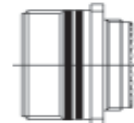
Shell Style
06 Plug



Shell Style 08
Jam Nut Receptacle



Shell Style S7 H7 T7
Wall Mount Receptacle



HOW TO ORDER

180-060 XM 06 - 11-2 P N

Product Series

180-060: D38999 Series III

Shell Finish

- XM:** Electroless Nickel
- XW:** Olive Drab Cadmium over Electroless Nickel
- XZN:** Olive Drab Zinc-Nickel Over Electroless Nickel

Shell style

- 06** - Plug
- 08** - Jam Nut Receptacle
- S7** - Wall Mount Receptacle
Slotted Mounting Holes
- H7** - Wall Mount Receptacle
Round Mounting Holes
- T7** - Wall Mount Receptacle
Tapped Mounting Holes

Alternate Keying Position

- N** - Normal
- A** - Position A
- B** - Position B
- C** - Position C
- D** - Position D
- E** - Position E

Insert Type

- P** - Pin Insert
- S** - Socket Insert

Layout (See Page 1)

11-2	19-11
13-4	21-16
15-5	23-21
17-8	25-29

ADDITIONAL INFORMATION

Full dimensional information and other data is available at www.glenair.com/fiberoptic. Order the comprehensive 130 page **Fiber Optic Interconnect Solutions Catalog** at www.glenair.com.

Worldwide Sales and Service

Facility	Location	Telephone	Facsimile	E-mail
Glenair UK LTD	Mansfield, England	44-1623-638100	44-1623-638111	sales@glenair.co.uk
Glenair France SARL	Paris, France	33-1-49-89-66-33	33-1-49-89-66-30	sales@glenair.fr
Glenair, Inc.	Glendale CA, USA	818-247-6000	818-500-9912	sales@glenair.com
Glenair Electric GmbH	Steinbach, Germany	49-6171-5905-0	49-6171-5905-90	germany@glenair.com
Glenair Nordic AB	Solna, Sweden	46-8-5055-0000	46-8-5055-0001	sales@glenair.se
Glenair Connectors Italia SRL	Milano, Italy	39-02-91082121	39-02-99043565	sales-italia@glenair.com