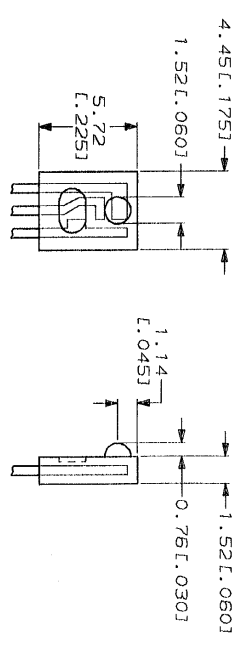
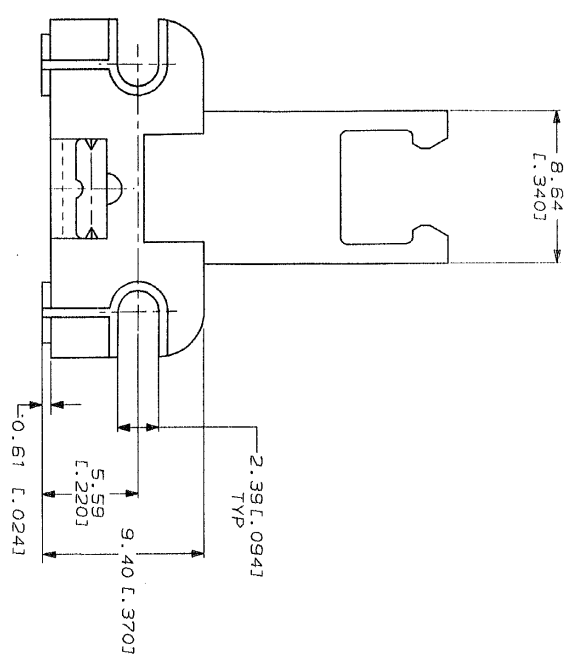
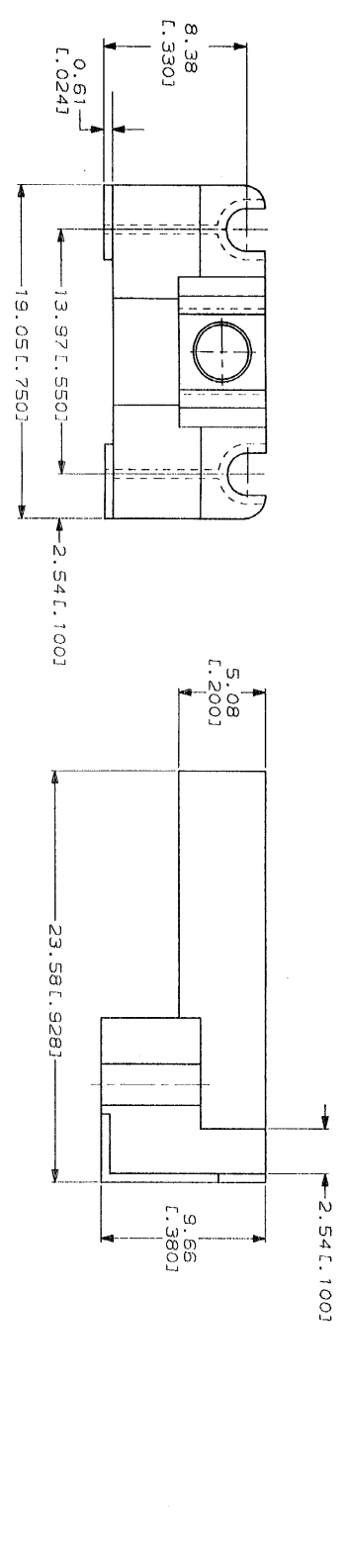


DRAWING MADE IN THIRD ANGLE PROJECTION
 THIS DRAWING IS UNPUBLISHED. RELEASED FOR PUBLICATION
 © COPYRIGHT 19 BY AMP INCORPORATED, HARRISBURG, PA. ALL INTERNATIONAL RIGHTS RESERVED. AMP PRODUCTS MAY BE COVERED BY U.S. AND FOREIGN PATENTS AND/OR PATENTS PENDING.

19
 3
 2
 1

REVOLUTIONS		DATE	APPROVED
P	F	ZONE	LTR
0		NPR	85-213
A		REV PER	ECON CE-627
			<i>[Signature]</i>



SUGGESTED MANUFACTURER'S CASE DIMENSIONS
 TOLERANCE: 0.13 [L.005]

UNLESS OTHERWISE SPECIFIED DIMENSIONS ARE IN INCHES. TOLERANCES ON DECIMALS ± 0.26 [L.010] ANGLES		CONTRACT NO		NAME	
MATERIAL P B T		DR J ZEIDERS 8/30/85	AMP INCORPORATED HARRISBURG, PA.		PART NO 501359-1
FINISH		CHK W MILLER 8/30/85	ACTIVE DEVICE MOUNT, SIMPLEX		501359
OTHER APPD		APPD D HOOVER 8/30/85	DRAWING NO 501359		
OTHER APPD		APPD L BUDD 8/30/85	SCALE 5:1		SHEET
OTHER APPD		OSGN APPD	CUSTOMER DRAWING		

METRIC

DIMENSIONS ARE IN MM
 DIMENSIONS IN [] ARE IN INCHES.

AMP 1471-6 REV 2-81