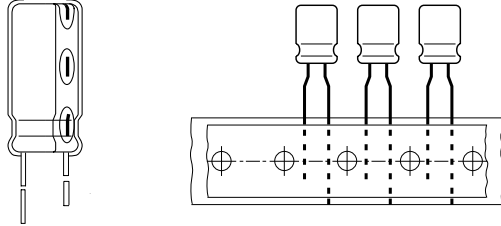


## Aluminum Capacitors Radial Style 125 °C



Component outlines

### FEATURES

- Polarized aluminum electrolytic capacitor
- Long lifetime
- High temperature range up to 125 °C
- Low impedance
- High reliability



RoHS  
COMPLIANT

### APPLICATIONS

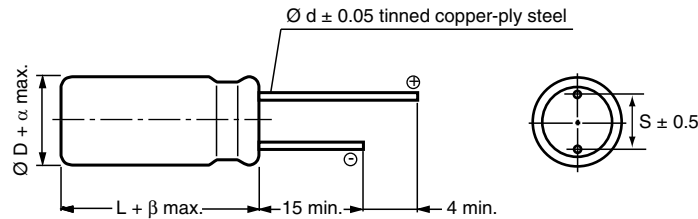
- Industrial electronics, automotive electronics, data processing electronics, telecommunication systems
- Smoothing, filtering

Obsolete - please refer to: [www.vishay.com/doc?28322](http://www.vishay.com/doc?28322)

QUICK REFERENCE DATA		
DESCRIPTION	UNIT	VALUE
Nominal case size (Ø D x L)	mm	5 x 11 to 18 x 40
Rated capacitance range C <sub>R</sub>	µF	0.47 to 10 000
Capacitance tolerance	%	± 20
Rated voltage range	V	10 to 50                      63 to 250
Category temperature range	°C	- 55 to + 125                      - 40 to + 125
Load life	h	up to 2000
Based on sectional specification		IEC 60384-4/EN130300
Climatic category IEC 60068		55/125/56                      40/125/56

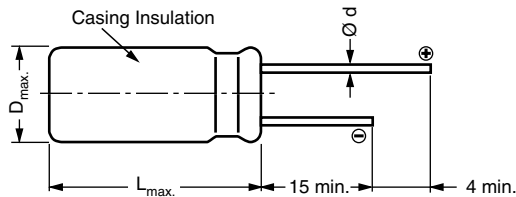
SELECTION CHART FOR C <sub>R</sub> U <sub>R</sub> AND RELEVANT NOMINAL CASE SIZES (Ø D x L in mm)										
C <sub>R</sub> (µF)	RATED VOLTAGE [V]									
	10	16	25	35	50	63	100	160	200	250
0.47	→	→	→	→	→	→	8 x 11.5	10 x 12.5	→	10 x 12.5
1.0	→	→	→	→	5 x 11	→	8 x 11.5	10 x 12.5	→	10 x 12.5
1.5	→	→	→	→	5 x 11	→	→	→	→	→
2.2	→	→	→	→	5 x 11	8 x 11.5	10 x 12.5	10 x 16	→	10 x 16
3.3	→	→	→	→	5 x 11	8 x 11.5	10 x 16	10 x 16	→	10 x 20
4.7	→	→	→	→	5 x 11	8 x 11.5	10 x 16	10 x 20	10 x 20	12.5 x 20
6.8	→	→	→	→	5 x 11	→	→	→	→	→
10	→	→	→	→	5 x 11	8 x 11.5	10 x 20	12.5 x 20	12.5 x 20	16 x 25
15	→	→	→	→	5 x 11	-	-	-	-	-
22	→	→	→	5 x 11	6.3 x 11	10 x 16	12.5 x 25	16 x 25	16 x 31.5	-
33	→	→	5 x 11	→	6.3 x 11	10 x 20	16 x 25	16 x 31.5	-	-
47	→	5 x 11	→	6.3 x 11	8 x 11.5	12.5 x 20	16 x 31.5	-	-	-
68	5 x 11	→	6.3 x 11	→	8 x 11.5	-	-	-	-	-
100	→	6.3 x 11	→	8 x 11.5	10 x 16	12.5 x 25	-	-	-	-
150	6.3 x 11	→	8 x 11.5	10 x 12.5	10 x 20	-	-	-	-	-
220	→	8 x 11.5	10 x 12.5	10 x 16	10 x 25	-	-	-	-	-
330	8 x 11.5	10 x 12.5	10 x 16	10 x 20	12.5 x 20	-	-	-	-	-
470	10 x 12.5	10 x 16	10 x 20	12.5 x 20	12.5 x 25	-	-	-	-	-
680	10 x 16	10 x 20	12.5 x 20	12.5 x 25	16 x 20	-	-	-	-	-
1000	10 x 20	12.5 x 20	12.5 x 25	16 x 20	16 x 31.5	-	-	-	-	-
1500	12.5 x 20	12.5 x 25	16 x 20	16 x 31.5	16 x 40	-	-	-	-	-
2200	12.5 x 25	16 x 20	16 x 25	16 x 35.5	18 x 40	-	-	-	-	-
3300	16 x 20	16 x 25	16 x 35.5	18 x 40	-	-	-	-	-	-
4700	16 x 31.5	16 x 35.5	18 x 40	-	-	-	-	-	-	-
6800	16 x 35.5	18 x 35.5	-	-	-	-	-	-	-	-
10 000	18 x 40	-	-	-	-	-	-	-	-	-

**RADIAL STYLE: DIMENSIONS** in millimeters

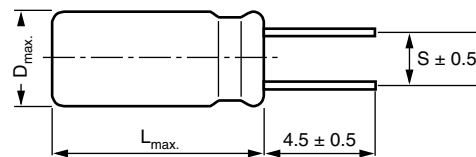


Ø D	5	6.3	8	10	12.5	16	18	22	25
S	2.0	2.5	3.5	5.0	5.0	7.5	7.5	10.0	12.5
Ø d	0.5	0.5	0.6	0.6	0.6	0.8	0.8	1.0	1.0
β	1.5			2.0					
α	0.5							1.0	

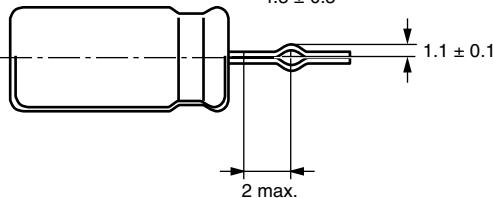
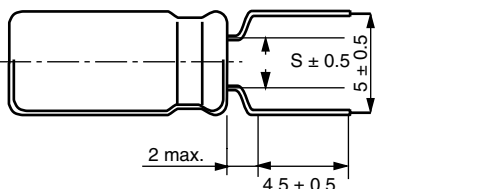
**DIMENSIONS** in millimeters **AND AVAILABLE FORMS**



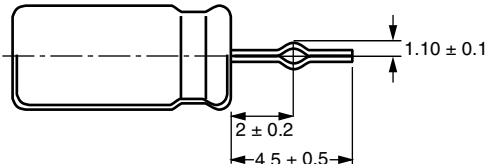
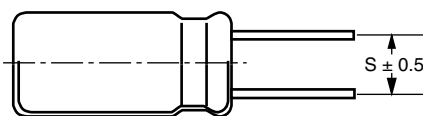
Ø D ≤ 18 long leads MALREKL00...



Ø D ≤ 18 shortened leads MALREKL05...  
(S = 2/2.5/3.5/5/7.5 mm)



Ø D ≤ 8 leads shortened and formed MALREKL09...  
(S = 2.0/2.5/3.5 mm)



10 ≤ Ø D ≤ 18 leads shortened and formed MALREKL06...  
(S = 5/7.5 mm)

**GENERAL NOTE**

- For Standard Packaging Quantity (SPQ) and Minimum Order Quantity (MOQ) please refer to our price list or contact customer service
- For other packaging forms please refer to Vishay Roederstein General Information

ELECTRICAL DATA	
SYMBOL	DESCRIPTION
$U_R$	rated voltage
$C_R$	rated capacitance at 120 Hz
$\tan \delta$	max. dissipation factor at 120 Hz
$Z$	max. impedance at 100 kHz
$I_R$	rated alternating current (RMS) at 100 kHz and upper category temperature

Note

Unless otherwise specified, all electrical values at  $T_a = 20\text{ °C}$ ,  
 $P = 80\text{ kPa}$  to  $120\text{ kPa}$ ,  $RH = 45\%$  to  $75\%$ .

ORDERING EXAMPLE

EKL 100  $\mu\text{F}/50\text{ V}$ ,  $\pm 20\%$ , size: 10 mm x 16 mm  
Leads: Long  
Ordering code: MALREKL00DD310H00K

Leads: Short  
Ordering code: MALREKL05...

For  $5\text{ mm} \leq \varnothing D \leq 8\text{ mm}$   
Leads: Bent open, shortened and formed  
Ordering code: MALREKL09...

For  $10\text{ mm} \leq \varnothing D \leq 18\text{ mm}$   
Leads: Shortened and formed  
Ordering code: MALREKL06 ...

ELECTRICAL DATA AND ORDERING INFORMATION							
$U_R$ (V)	$C_R$ 120 Hz ( $\mu\text{F}$ )	DIMENSIONS $\varnothing D \times L$ (mm)	$\tan \delta$ 120 Hz	$Z$ 100 kHz/ 120 °C ( $\Omega$ )	$I_R$ 100 kHz/ 125 °C (mA)	WEIGHT (g)	CATALOG NUMBER (Long Leads)
10	68	5 x 11	0.19	1.00	124	0.50	MALREKL00AA268C00K
	150	6.3 x 11	0.19	0.45	212	0.70	MALREKL00BA315C00K
	330	8 x 11.5	0.19	0.21	368	1.10	MALREKL00PB333C00K
	470	10 x 12.5	0.19	0.17	480	1.60	MALREKL00DC347C00K
	680	10 x 16	0.19	0.12	616	2.30	MALREKL00DD368C00K
	1000	10 x 20	0.19	0.078	848	2.50	MALREKL00DE410C00K
	1500	12.5 x 20	0.21	0.059	1134	3.80	MALREKL00FE415C00K
	2200	12.5 x 25	0.23	0.044	1368	4.50	MALREKL00FG422C00K
	3300	16 x 20	0.25	0.040	1480	5.80	MALREKL00JE433C00K
	4700	16 x 31.5	0.27	0.030	1936	9.00	MALREKL00JS447C00K
16	6800	16 x 35.5	0.31	0.026	2144	11.0	MALREKL00JL468C00K
	10000	18 x 40	0.37	0.022	2432	16.0	MALREKL00KK510C00K
	47	5 x 11	0.16	1.00	124	0.50	MALREKL00AA247D00K
	100	6.3 x 11	0.16	0.45	212	0.70	MALREKL00BA310D00K
	220	8 x 11.5	0.16	0.21	368	1.10	MALREKL00PB322D00K
	330	10 x 12.5	0.16	0.16	500	1.60	MALREKL00DC333D00K
	470	10 x 16	0.16	0.12	616	2.30	MALREKL00DD347D00K
	680	10 x 20	0.16	0.085	816	2.50	MALREKL00DE368D00K
	1000	12.5 x 20	0.16	0.061	1129	3.80	MALREKL00FE410D00K
	1500	12.5 x 25	0.18	0.047	1328	4.50	MALREKL00FG415D00K
25	2200	16 x 20	0.20	0.043	1440	5.80	MALREKL00JE422D00K
	3300	16 x 25	0.22	0.035	1676	7.50	MALREKL00JG433D00K
	4700	16 x 35.5	0.24	0.026	2144	11.0	MALREKL00JL447D00K
	6800	18 x 35.5	0.28	0.023	2320	13.0	MALREKL00KL468D00K
	33	5 x 11	0.14	1.00	124	0.50	MALREKL00AA233E00K
	68	6.3 x 11	0.14	0.47	208	0.70	MALREKL00BA268E00K
	150	8 x 11.5	0.14	0.21	368	1.10	MALREKL00PB315E00K
	220	10 x 12.5	0.14	0.17	480	1.60	MALREKL00DC322E00K
	330	10 x 16	0.14	0.12	600	2.30	MALREKL00DD333E00K
	470	10 x 20	0.14	0.084	816	2.50	MALREKL00DE347E00K
	680	12.5 x 20	0.14	0.060	1114	3.80	MALREKL00FE368E00K
	1000	12.5 x 25	0.14	0.047	1328	4.50	MALREKL00FG410E00K
	1500	16 x 20	0.16	0.044	1416	5.80	MALREKL00JE415E00K
	2200	16 x 25	0.18	0.036	1641	7.50	MALREKL00JG422E00K
	3300	16 x 35.5	0.20	0.026	2144	11.0	MALREKL00JL433E00K
	4700	18 x 40	0.22	0.023	2368	16.0	MALREKL00KK447E00K



Aluminum Capacitors  
Radial Style 125 °C

Vishay Roederstein

ELECTRICAL DATA AND ORDERING INFORMATION							
U <sub>R</sub> (V)	C <sub>R</sub> 120 Hz (µF)	DIMENSIONS Ø D x L (mm)	tan δ 120 Hz	Z 100 kHz/ 120 °C (Ω)	I <sub>R</sub> 100 kHz/ 125 °C (mA)	WEIGHT (g)	CATALOG NUMBER (Long Leads)
35	22	5 x 11	0.12	0.97	128	0.50	MALREKL00AA222F00K
	47	6.3 x 11	0.12	0.44	216	0.70	MALREKL00BA247F00K
	100	8 x 11.5	0.12	0.21	368	1.10	MALREKL00PB310F00K
	150	10 x 12.5	0.12	0.16	500	1.60	MALREKL00DC315F00K
	220	10 x 16	0.12	0.12	616	2.30	MALREKL00DD322F00K
	330	10 x 20	0.12	0.078	848	2.50	MALREKL00DE333F00K
	470	12.5 x 20	0.12	0.060	1121	3.80	MALREKL00FE347F00K
	680	12.5 x 25	0.12	0.047	1328	4.50	MALREKL00FG368F00K
	1000	16 x 20	0.12	0.044	1416	5.80	MALREKL00JE410F00K
	1500	16 x 31.5	0.14	0.036	1908	9.00	MALREKL00JS415F00K
	2200	16 x 35.5	0.16	0.026	2144	11.0	MALREKL00JL422F00K
	3300	18 x 40	0.18	0.022	2432	16.0	MALREKL00KK433F00K
50	1.0	5 x 11	0.10	5.20	29	0.50	MALREKL00AA110H00K
	1.5	5 x 11	0.10	4.90	36	0.50	MALREKL00AA115H00K
	2.2	5 x 11	0.10	4.50	43	0.50	MALREKL00AA122H00K
	3.3	5 x 11	0.10	3.90	53	0.50	MALREKL00AA133H00K
	4.7	5 x 11	0.10	2.90	65	0.50	MALREKL00AA147H00K
	6.8	5 x 11	0.10	2.30	73	0.50	MALREKL00AA168H00K
	10	5 x 11	0.10	1.80	92	0.50	MALREKL00AA210H00K
	15	5 x 11	0.10	1.20	116	0.50	MALREKL00AA215H00K
	22	6.3 x 11	0.10	0.84	156	0.70	MALREKL00BA222H00K
	33	6.3 x 11	0.10	0.56	192	0.70	MALREKL00BA233H00K
	47	8 x 11.5	0.10	0.39	275	1.10	MALREKL00PB247H00K
	68	8 x 11.5	0.10	0.26	328	1.10	MALREKL00PB268H00K
	100	10 x 16	0.10	0.21	465	2.30	MALREKL00DD310H00K
	150	10 x 20	0.10	0.13	656	2.50	MALREKL00DE315H00K
	220	10 x 25	0.10	0.098	832	3.00	MALREKL00DG322H00K
	330	12.5 x 20	0.10	0.072	1025	3.80	MALREKL00FE333H00K
	470	12.5 x 25	0.10	0.057	1200	4.50	MALREKL00FG347H00K
	680	16 x 20	0.10	0.052	1304	5.80	MALREKL00JE368H00K
1000	16 x 31.5	0.10	0.039	1696	9.00	MALREKL00JS410H00K	
1500	16 x 40	0.12	0.034	1928	13.0	MALREKL00JK415H00K	
2200	18 x 40	0.14	0.031	2048	16.0	MALREKL00KK422H00K	
63	2.2	8 x 11.5	0.08	4.00	28	1.10	MALREKL00PB122J00K
	3.3	8 x 11.5	0.08	3.50	34	1.10	MALREKL00PB133J00K
	4.7	8 x 11.5	0.08	2.60	41	1.10	MALREKL00PB147J00K
	10	8 x 11.5	0.08	2.20	60	1.10	MALREKL00PB210J00K
	22	10 x 16	0.08	1.00	113	2.30	MALREKL00DD222J00K
	33	10 x 20	0.08	0.70	151	2.50	MALREKL00DE233J00K
	47	12.5 x 20	0.08	0.60	211	3.80	MALREKL00FE247J00K
	100	12.5 x 25	0.08	0.20	336	4.50	MALREKL00FG310J00K
100	0.47	8 x 11.5	0.08	6.00	13	1.10	MALREKL00PB047L00K
	1.0	8 x 11.5	0.08	5.00	19	1.10	MALREKL00PB110L00K
	2.2	10 x 12.5	0.08	3.80	33	1.60	MALREKL00DC122L00K
	3.3	10 x 16	0.08	3.30	44	2.30	MALREKL00DD133L00K
	4.7	10 x 16	0.08	2.50	52	2.30	MALREKL00DD147L00K
	10	10 x 20	0.08	2.00	83	2.50	MALREKL00DE210L00K
	22	12.5 x 25	0.08	1.00	157	4.50	MALREKL00FG222L00K
	33	16 x 25	0.08	0.70	214	7.50	MALREKL00JG233L00K
	47	16 x 31.5	0.08	0.60	279	9.00	MALREKL00JS247L00K



ELECTRICAL DATA AND ORDERING INFORMATION							
U <sub>R</sub> (V)	C <sub>R</sub> 120 Hz (μF)	DIMENSIONS Ø D x L (mm)	tan δ 120 Hz	Z 100 kHz/ 120 °C (Ω)	I <sub>R</sub> 100 kHz/ 125 °C (mA)	WEIGHT (g)	CATALOG NUMBER (Long Leads)
160	0.47	10 x 12.5	0.15	6.00	10	1.60	MALREKL00DC047M00K
	1.0	10 x 12.5	0.15	5.00	15	1.60	MALREKL00DC110M00K
	2.2	10 x 16	0.15	3.80	24	2.30	MALREKL00DD122M00K
	3.3	10 x 16	0.15	3.50	32	2.30	MALREKL00DD133M00K
	4.7	10 x 20	0.15	2.50	38	2.50	MALREKL00DE147M00K
	10	12.5 x 20	0.15	2.00	66	3.80	MALREKL00FE210M00K
	22	16 x 25	0.15	1.20	118	7.50	MALREKL00JG222M00K
	33	16 x 31.5	0.15	1.00	158	9.00	MALREKL00JS233M00K
200	4.7	10 x 20	0.15	2.80	38	2.50	MALREKL00DE147S00K
	10	12.5 x 20	0.15	2.50	72	3.80	MALREKL00FE210S00K
	22	16 x 31.5	0.15	2.00	129	9.00	MALREKL00JS222S00K
250	0.47	10 x 12.5	0.15	8.00	10	1.60	MALREKL00DC047N00K
	1.0	10 x 12.5	0.15	7.00	14	1.60	MALREKL00DC110N00K
	2.2	10 x 16	0.15	5.50	24	2.30	MALREKL00DD122N00K
	3.3	10 x 20	0.15	4.50	32	2.50	MALREKL00DE133N00K
	4.7	12.5 x 20	0.15	4.10	45	3.80	MALREKL00FE147N00K
	10	16 x 25	0.15	3.90	79	7.50	MALREKL00JG210N00K

LOW TEMPERATURE BEHAVIOR (AT 120 Hz)		
IMPEDANCE RATIO Z(T2)/Z(T1)	RATED VOLTAGE (V)	
T2/T1	10	16 to 250
- 25 °C/- 20 °C	3	2
- 40 °C/+ 20 °C	5	4

ADDITIONAL ELECTRICAL DATA		
PARAMETER	CONDITIONS	VALUE
<b>Current</b>		
Leakage current (Test conditions: U <sub>R</sub> , 20 °C)	After 2 minutes at U <sub>R</sub>	I <sub>L2</sub> ≤ 0.01 x C <sub>R</sub> x U <sub>R</sub> or 3 μA for U <sub>R</sub> ≤ 50 V (whichever is greater)
	After 5 minutes at U <sub>R</sub>	I <sub>L5</sub> ≤ 0.03 x C <sub>R</sub> x U <sub>R</sub> + 10 μA for U <sub>R</sub> ≥ 63 V
<b>Resistance</b>		
Equivalent series resistance (ESR)	Calculated from tan δ <sub>max</sub> .	ESR = tan δ/2 π f C <sub>R</sub>

MULTIPLIER OF RIPPLE CURRENT (I <sub>R</sub> ) AS A FUNCTION OF FREQUENCY						
FREQUENCY (Hz)	I <sub>R</sub> MULTIPLIER FOR U <sub>R</sub> ≤ 50 V					
	C <sub>R</sub> ≤ 33 μF	C <sub>R</sub> = 47 μF to 100 μF	C <sub>R</sub> = 150 μF to 220 μF	C <sub>R</sub> = 330 μF to 680 μF	C <sub>R</sub> = 1000 μF to 1500 μF	C <sub>R</sub> ≥ 2200 μF
120	0.20	0.25	0.35	0.45	0.50	0.55
1000	0.50	0.60	0.70	0.75	0.80	0.85
10 000	0.80	0.90	0.92	0.95	0.96	0.98
100 000	1.00	1.00	1.00	1.00	1.00	1.00



MULTIPLIER OF RIPPLE CURRENT ( $I_R$ ) AS A FUNCTION OF FREQUENCY	
FREQUENCY (Hz)	$I_R$ MULTIPLIER FOR $U_R \geq 63$ V
120	0.56
1000	0.78
10 000	0.89
100 000	1.00

TEST PROCEDURES AND REQUIREMENTS		
TEST	PROCEDURE (quick reference)	REQUIREMENTS
Load life	$T_{amb} = 125$ °C $U_R$ and $I_R$ applied After 2000 hours After 1000 hours $\varnothing 5$ , $\varnothing 6.3$ and $U_R \geq 100$ V	$\Delta C/C: \pm 20$ % of initial value $I_L \leq$ spec. limit $\tan \delta \leq 3 \times$ spec. limit
Shelf life	No voltage applied After 1000 hours After test: $U_R$ to be applied for 30 minutes 24 hours to 48 hours before measurement	$\Delta C/C: \pm 20$ % of initial value $I_L \leq$ spec. limit $\tan \delta \leq 2 \times$ spec. limit



## Disclaimer

All product specifications and data are subject to change without notice.

Vishay Intertechnology, Inc., its affiliates, agents, and employees, and all persons acting on its or their behalf (collectively, "Vishay"), disclaim any and all liability for any errors, inaccuracies or incompleteness contained herein or in any other disclosure relating to any product.

Vishay disclaims any and all liability arising out of the use or application of any product described herein or of any information provided herein to the maximum extent permitted by law. The product specifications do not expand or otherwise modify Vishay's terms and conditions of purchase, including but not limited to the warranty expressed therein, which apply to these products.

No license, express or implied, by estoppel or otherwise, to any intellectual property rights is granted by this document or by any conduct of Vishay.

The products shown herein are not designed for use in medical, life-saving, or life-sustaining applications unless otherwise expressly indicated. Customers using or selling Vishay products not expressly indicated for use in such applications do so entirely at their own risk and agree to fully indemnify Vishay for any damages arising or resulting from such use or sale. Please contact authorized Vishay personnel to obtain written terms and conditions regarding products designed for such applications.

Product names and markings noted herein may be trademarks of their respective owners.