

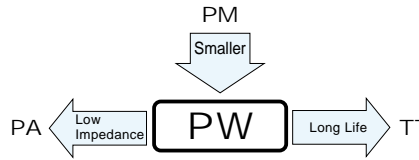


PW Miniature Sized, Low Impedance, High Reliability For Switching Power Supplies series



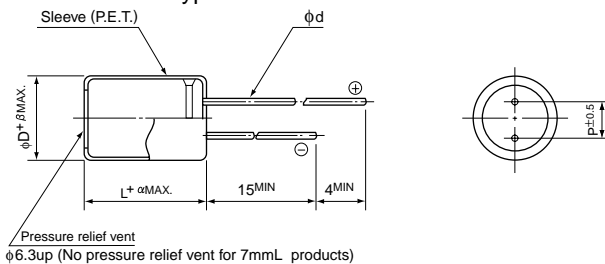
- Smaller case size and lower impedance than PM series.
- Low impedance and high reliability withstanding 2000 hours to 8000 hours.
- Capacitance ranges available based on the numerical values in E12 series under JIS.
- Compliant to the RoHS directive (2002/95/EC).



Specifications

Item	Performance Characteristics
Category Temperature Range	-55 to +105°C (6.3 to 100V), -40 to +105°C (160 to 400V), -25 to +105°C (450V)
Rated Voltage Range	6.3 to 450V
Rated Capacitance Range	0.47 to 15000µF
Capacitance Tolerance	±20% at 120Hz, 20°C
Leakage Current	Rated voltage (V) 6.3 to 100
	Leakage current After 1 minute's application of rated voltage, leakage current is not more than 0.03CV or 4 (µA), whichever is greater.
Tangent of loss angle (tan δ)	For capacitance of more than 1000µF, add 0.02 for every increase of 1000µF. Measurement frequency : 120Hz, Temperature : 20°C
	Rated voltage (V) 6.3 10 16 25 35 50 63 100 160 to 250 315 · 350 400 · 450
Stability at Low Temperature	120Hz
	Rated voltage (V) 6.3 · 10 16 · 25 35 · 50 63 · 100 160 · 200 250 315 · 350 400 450
Endurance	The specifications listed at right shall be met when the capacitors are restored to 20°C after D.C. bias plus rated ripple current is applied for 8000 hours (2000 hours for φD=4, 5 and 6.3, 3000 hours for φD=8, 5000 hours for φD=10, 7000 hours for φD=12.5) at 105°C, the peak voltage shall not exceed the rated voltage.
	Capacitance change Within ±20% of the initial capacitance value
Shelf Life	After storing the capacitors under no load at 105°C for 1000 hours and then performing voltage treatment based on JIS C 5101-4 clause 4.1 at 20°C, they shall meet the specified values for the endurance characteristics listed above.
	tan δ 200% or less than the initial specified value
Marking	Printed with white color letter on dark brown sleeve.
	Leakage current Less than or equal to the initial specified value

Radial Lead Type

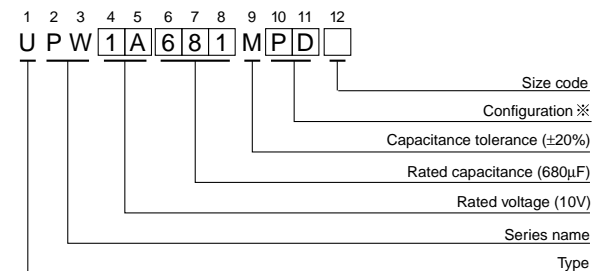


α	(L = 7) 1.0
	(L < 20) 1.5
	(L ≥ 20) 2.0

	(mm)										
φD	4	5	6.3	8	10	12.5	16	18	20	22	25
P	1.5	2.0	2.5	3.5	5.0	5.0	7.5	7.5	10.0	10.0	12.5
φd	0.45	0.5	0.5	0.6	0.6	0.6	0.8	0.8	1.0	1.0	1.0
β	0.5	0.5	0.5	0.5	0.5	0.5	0.5	0.5	0.5	1.0	1.0

※: Applied to L>25 products
(): Applied to 7mmL products

Type numbering system (Example : 10V 680µF)



※ Configuration

φ D	Pb-free leadwire Pb-free PET sleeve
4 · 5	DD
6.3	ED (7mm L: DD)
8 · 10	PD
12.5 to 18	HD
20 to 25	RD

• Please refer to page 20 about the end seal configuration.

Frequency coefficient of rated ripple current

V	Cap. (µF)	Frequency				
		50Hz	120Hz	300Hz	1kHz	10kHz or more
6.3 to 100	0.47 to 56	0.20	0.30	0.50	0.80	1.00
	68 to 330	0.55	0.65	0.75	0.85	1.00
	390 to 1000	0.70	0.75	0.80	0.90	1.00
	1200 to 15000	0.80	0.85	0.90	0.95	1.00
160 to 450	0.47 to 220	0.80	1.00	1.25	1.40	1.60
	330 to 470	0.90	1.00	1.10	1.13	1.15

Please refer to page 20, 21, 22 about the formed or taped product spec.

Please refer to page 4 for the minimum order quantity.

• Dimension table in next page.

Standard Ratings

Cap.(μF)	V(Code) Item Code	Case size φD × L (mm)	6.3 (0J)			10 (1A)			
			Impedance (Ω) MAX.		Rated ripple (mArms) 105°C / 100kHz	Impedance (Ω) MAX.		Rated ripple (mArms) 105°C / 100kHz	
			20°C / 100kHz	-10°C / 100kHz		20°C / 100kHz	-10°C / 100kHz		
22	220	5 × 11	0.60	1.20	180	5 × 11	0.60	1.20	180
		▲ 4 × 7				▲ 4 × 7	2.00	5.00	65
27	270	4 × 7	2.00	5.00	65				
33	330	5 × 11	0.60	1.20	180	5 × 11	0.60	1.20	180
		▲ 5 × 7	0.95	2.40	120	▲ 5 × 7	0.95	2.40	120
39	390					5 × 7	0.95	2.40	120
47	470	5 × 11	0.60	1.20	180	5 × 11	0.60	1.20	180
		▲ 5 × 7	0.95	2.40	120	▲ 4 × 11	1.30	2.60	120
56	560	5 × 7	0.95	2.40	120				
68	680	4 × 11	1.30	2.60	120				
82	820					5 × 11	0.60	1.20	180
						▲ 6.3 × 7	0.45	1.20	200
100	101	5 × 11	0.60	1.20	180	5 × 11	0.60	1.20	180
						▲ 5 × 15	0.50	1.00	235
120	121	6.3 × 7	0.45	1.20	200				
150	151	6.3 × 11	0.25	0.50	290	6.3 × 11	0.25	0.50	290
		▲ 5 × 15	0.50	1.00	235				
180	181					6.3 × 11	0.25	0.50	290
220	221	6.3 × 11	0.25	0.50	290	6.3 × 11	0.25	0.50	290
						▲ 6.3 × 15	0.23	0.46	430
330	331	6.3 × 11	0.25	0.50	290	8 × 11.5	0.117	0.234	555
		▲ 6.3 × 15	0.23	0.46	430				
470	471	8 × 11.5	0.117	0.234	555	8 × 11.5	0.117	0.234	555
560	561	8 × 11.5	0.117	0.234	555				
680	681	10 × 12.5	0.090	0.180	755	10 × 12.5	0.090	0.180	760
						▲ 8 × 15	0.085	0.170	730
820	821	8 × 15	0.085	0.170	730				
		▲ 10 × 12.5	0.090	0.180	755				
1000	102	10 × 12.5	0.090	0.180	755	10 × 16	0.068	0.136	1050
						▲ 8 × 20	0.065	0.130	995
1200	122	8 × 20	0.065	0.130	995	10 × 20	0.052	0.104	1220
		▲ 10 × 16	0.068	0.136	1050				
1500	152	10 × 20	0.052	0.104	1220	10 × 20	0.052	0.104	1220
						▲ 10 × 25	0.045	0.090	1440
2200	222	12.5 × 20	0.038	0.076	1655	12.5 × 20	0.038	0.076	1655
		▲ 10 × 25	0.045	0.090	1440	▲ 10 × 31.5	0.035	0.070	1815
2700	272	10 × 31.5	0.035	0.070	1815	12.5 × 25	0.030	0.060	1945
3300	332	12.5 × 20	0.038	0.076	1655	12.5 × 25	0.030	0.060	1950
						▲ 12.5 × 31.5	0.025	0.050	2310
3900	392	12.5 × 25	0.030	0.060	1945	12.5 × 35.5	0.022	0.044	2510
						▲ 16 × 20	0.029	0.058	2210
4700	472	16 × 25	0.022	0.044	2555	16 × 25	0.022	0.044	2555
		▲ 12.5 × 31.5	0.025	0.050	2310				
5600	562	12.5 × 35.5	0.022	0.044	2510	16 × 25	0.022	0.044	2560
		▲ 16 × 20	0.029	0.058	2210	▲ 18 × 20	0.028	0.056	2490
6800	682	16 × 25	0.022	0.044	2560	16 × 31.5	0.018	0.036	3010
		▲ 18 × 20	0.028	0.056	2490	▲ 18 × 25	0.020	0.040	2740
8200	822	16 × 31.5	0.018	0.036	3010	16 × 35.5	0.016	0.032	3150
						▲ 18 × 31.5	0.016	0.032	3635
10000	103	16 × 31.5	0.016	0.032	3150	18 × 35.5	0.015	0.030	3680
		▲ 18 × 25	0.020	0.040	2740				
12000	123	18 × 31.5	0.016	0.032	3635				
15000	153	18 × 35.5	0.015	0.030	3680	18 × 40	0.014	0.028	3800

▲ : In this case, [6] will be put at 12th digit of type numbering system.

Standard Ratings

V(Code)		16 (1C)				25 (1E)			
Cap. (μF)	Item Code	Case size φD × L (mm)	Impedance (Ω) MAX.		Rated ripple (mArms) 105°C / 100kHz	Case size φD × L (mm)	Impedance (Ω) MAX.		Rated ripple (mArms) 105°C / 100kHz
			20°C / 100kHz	-10°C / 100kHz			20°C / 100kHz	-10°C / 100kHz	
4.7	4R7					5 × 11	0.60	1.20	180
10	100	5 × 11	0.60	1.20	180	5 × 11 ▲ 4 × 7	0.60 2.00	1.20 5.00	180 65
15	150	4 × 7	2.00	5.00	65				
22	220	5 × 11 ▲ 5 × 7	0.60 0.95	1.20 2.40	180 120	5 × 11 ▲ 5 × 7	0.60 0.95	1.20 2.40	180 120
27	270	5 × 7	0.95	2.40	120	4 × 11	1.30	2.60	120
33	330	5 × 11 ▲ 6.3 × 7	0.60 0.45	1.20 1.20	180 200	5 × 11	0.60	1.20	180
39	390	4 × 11	1.30	2.60	120	5 × 11 ▲ 6.3 × 7	0.60 0.45	1.20 1.20	180 200
47	470	5 × 11	0.60	1.20	180	5 × 11	0.60	1.20	180
56	560	5 × 11 ▲ 6.3 × 7	0.60 0.45	1.20 1.20	180 200	5 × 15	0.50	1.00	235
82	820	5 × 15	0.50	1.00	235	6.3 × 11	0.25	0.50	290
100	101	6.3 × 11	0.25	0.50	290	6.3 × 11	0.25	0.50	290
120	121	6.3 × 11	0.25	0.50	290	6.3 × 15	0.23	0.46	430
150	151	6.3 × 11	0.25	0.50	290	8 × 11.5	0.117	0.234	555
180	181	6.3 × 15	0.23	0.46	430				
220	221	8 × 11.5	0.117	0.234	555	8 × 11.5	0.117	0.234	555
330	331	8 × 11.5	0.117	0.234	555	10 × 12.5 ▲ 8 × 15	0.090 0.085	0.180 0.170	760 730
470	471	10 × 12.5 ▲ 8 × 15	0.090 0.085	0.180 0.170	760 730	10 × 16 ▲ 8 × 20	0.068 0.065	0.136 0.130	1050 995
560	561					10 × 20	0.052	0.104	1220
680	681	10 × 16 ▲ 8 × 20	0.068 0.065	0.136 0.130	1050 995	10 × 20	0.052	0.104	1220
820	821	10 × 20	0.052	0.104	1220	10 × 25	0.045	0.090	1440
1000	102	10 × 20	0.052	0.104	1220	12.5 × 20 ▲ 10 × 31.5	0.038 0.035	0.076 0.070	1660 1815
1200	122	10 × 25	0.045	0.090	1440				
1500	152	12.5 × 20 ▲ 10 × 31.5	0.038 0.035	0.076 0.070	1655 1815	16 × 25 ▲ 12.5 × 25	0.022 0.030	0.044 0.060	2555 1950
1800	182					12.5 × 31.5 ▲ 16 × 20	0.025 0.029	0.050 0.058	2310 2210
2200	222	12.5 × 25	0.030	0.060	1945	16 × 25 ▲ 18 × 20 ※ 12.5 × 35.5	0.022 0.028 0.022	0.044 0.056 0.044	2555 2490 2510
2700	272	12.5 × 31.5 ▲ 16 × 20	0.025 0.029	0.050 0.058	2310 2210	16 × 25	0.022	0.044	2555
3300	332	16 × 25 ▲ 12.5 × 35.5	0.022 0.022	0.044 0.044	2555 2510	16 × 31.5 ▲ 18 × 25	0.018 0.020	0.036 0.040	3010 2740
3900	392	16 × 25 ▲ 18 × 20	0.022 0.028	0.044 0.056	2560 2490	16 × 35.5 ▲ 18 × 31.5	0.016 0.016	0.032 0.032	3150 3635
4700	472	16 × 31.5 ▲ 18 × 25	0.018 0.020	0.036 0.040	3010 2740	18 × 35.5	0.015	0.030	3680
5600	562	16 × 35.5 ▲ 18 × 31.5	0.016 0.016	0.032 0.032	3150 3635				
6800	682	18 × 35.5	0.015	0.030	3680	18 × 40	0.014	0.028	3800
8200	822	18 × 35.5	0.015	0.030	3680				
10000	103	18 × 40	0.014	0.028	3800				

▲ : In this case, [6] will be put at 12th digit of type numbering system.
 ※ : In this case, [3] will be put at 12th digit of type numbering system.

Standard Ratings

Cap.(μ F)	V(Code)	Item Code	35 (1V)				50 (1H)			
			Case size ϕ D \times L (mm)	Impedance (Ω) MAX.		Rated ripple (mArms) 105°C / 100kHz	Case size ϕ D \times L (mm)	Impedance (Ω) MAX.		Rated ripple (mArms) 105°C / 100kHz
				20°C / 100kHz	-10°C / 100kHz			20°C / 100kHz	-10°C / 100kHz	
0.47	R47									
1	010					5 \times 11	5.00	10.0	25	
2.2	2R2					5 \times 11	3.50	7.00	40	
3.3	3R3					5 \times 11	3.00	6.00	55	
4.7	4R7	5 \times 11	0.60	1.20	180	5 \times 11	2.60	5.20	65	
6.8	6R8	4 \times 7	2.00	5.00	65		2.30	4.60	90	
10	100	5 \times 11	0.60	1.20	180	5 \times 11	1.40	2.80	120	
		▲ 5 \times 7	0.95	2.40	120	▲ 4 \times 11	2.50	5.00	90	
12	120	5 \times 7	0.95	2.40	120					
18	180	4 \times 11	1.30	2.60	120	5 \times 11	1.30	2.60	155	
22	220	5 \times 11	0.60	1.20	180	5 \times 11	1.20	2.40	170	
27	270	5 \times 11	0.60	1.20	180	5 \times 15	0.90	1.80	215	
		▲ 6.3 \times 7	0.45	1.20	200					
33	330	5 \times 11	0.60	1.20	180	6.3 \times 11	0.43	0.86	300	
39	390	5 \times 15	0.50	1.00	235					
47	470	6.3 \times 11	0.25	0.50	290	6.3 \times 11	0.43	0.86	300	
56	560	6.3 \times 11	0.25	0.50	290	6.3 \times 15	0.40	0.80	360	
82	820	6.3 \times 15	0.23	0.46	430	8 \times 11.5	0.234	0.468	485	
100	101	8 \times 11.5	0.117	0.234	555	8 \times 11.5	0.234	0.468	485	
120	121					8 \times 15	0.155	0.310	635	
		▲ 10 \times 12.5					0.162	0.324	620	
150	151	8 \times 11.5	0.117	0.234	555	10 \times 12.5	0.162	0.324	615	
180	181					8 \times 20	0.120	0.240	860	
		▲ 10 \times 16					0.119	0.238	850	
220	221	10 \times 12.5	0.090	0.180	760	10 \times 16	0.119	0.238	850	
		▲ 8 \times 15	0.085	0.170	730	▲ 10 \times 20	0.090	0.180	1030	
270	271					10 \times 25	0.082	0.164	1200	
330	331	10 \times 16	0.068	0.136	1050	10 \times 20	0.090	0.180	1030	
		▲ 8 \times 20	0.065	0.130	995	▲ 10 \times 31.5	0.060	0.120	1610	
390	391	10 \times 20	0.052	0.104	1220	12.5 \times 20	0.063	0.126	1480	
470	471	10 \times 20	0.052	0.104	1220	12.5 \times 20	0.060	0.120	1500	
560	561	10 \times 25	0.045	0.090	1440	12.5 \times 25	0.050	0.100	1832	
680	681	12.5 \times 20	0.038	0.076	1660	12.5 \times 25	0.050	0.100	1840	
		▲ 10 \times 31.5	0.035	0.070	1815	▲ 16 \times 20	0.048	0.096	1840	
820	821					12.5 \times 35.5	0.034	0.068	2290	
						▲ 18 \times 20	0.042	0.084	2420	
1000	102	12.5 \times 25	0.030	0.060	1950	16 \times 25	0.034	0.068	2235	
1200	122	12.5 \times 31.5	0.025	0.050	2310	16 \times 31.5	0.028	0.056	2700	
		▲ 16 \times 20	0.029	0.058	2210	▲ 18 \times 25	0.029	0.058	2610	
1500	152	16 \times 25	0.022	0.044	2555	16 \times 31.5	0.028	0.056	2700	
		▲ 12.5 \times 35.5	0.022	0.044	2510	▲ 16 \times 35.5	0.025	0.050	2790	
1800	182	16 \times 25	0.022	0.044	2555	18 \times 31.5	0.025	0.050	3000	
		▲ 18 \times 20	0.028	0.056	2490					
2200	222	16 \times 31.5	0.018	0.036	3010	18 \times 35.5	0.023	0.046	3100	
		▲ 18 \times 25	0.020	0.040	2740					
2700	272	16 \times 35.5	0.016	0.032	3150					
		▲ 18 \times 31.5	0.016	0.032	3635					
3300	332	18 \times 35.5	0.015	0.030	3680					
4700	472	18 \times 40	0.014	0.028	3800					

▲ : In this case, [6] will be put at 12th digit of type numbering system.

Standard Ratings

Cap.(μF)	V(Code)	Item Code	63 (1J)				100 (2A)			
			Case size φD × L (mm)	Impedance (Ω) MAX.		Rated ripple (mArms) 105°C / 100kHz	Case size φD × L (mm)	Impedance (Ω) MAX.		Rated ripple (mArms) 105°C / 100kHz
				20°C / 100kHz	-10°C / 100kHz			20°C / 100kHz	-10°C / 100kHz	
0.47	R47					5 × 11	43.0	86.0	20	
1	010					5 × 11	20.0	40.0	30	
2.2	2R2					5 × 11	9.80	19.6	44	
3.3	3R3					5 × 11	6.60	13.2	58	
4.7	4R7		5 × 11	4.70	9.40	68	5 × 11	4.60	9.20	74
6.8	6R8		5 × 11	2.50	5.00	95	5 × 11	3.50	7.00	95
		▲ 4 × 11	3.50	7.00	80					
10	100		5 × 11	2.10	4.20	110	6.3 × 11	1.80	3.60	130
12	120		5 × 11	2.00	4.00	145				
15	150		6.3 × 11	1.20	2.40	160	8 × 11.5	0.83	1.66	180
18	180		5 × 15	1.30	2.60	200	6.3 × 15	0.80	1.60	200
22	220		6.3 × 11	0.71	1.42	250	8 × 11.5	0.68	1.36	230
33	330		6.3 × 11	0.71	1.42	250	10 × 12.5	0.46	0.92	320
		▲ 8 × 15	0.45	0.90	360					
39	390		6.3 × 15	0.70	1.40	330				
							10 × 16	0.37	0.74	420
47	470		8 × 11.5	0.342	0.684	405	▲ 8 × 20	0.37	0.74	420
68	680		8 × 11.5	0.342	0.684	405	10 × 20	0.30	0.60	490
82	820						10 × 25	0.25	0.50	540
100	101		10 × 12.5	0.256	0.512	540	12.5 × 20	0.18	0.36	580
		▲ 8 × 15	0.230	0.460	535					
120	121		10 × 16	0.194	0.388	600				
150	151		10 × 16	0.194	0.388	660	12.5 × 25	0.13	0.26	710
180	181		10 × 20	0.147	0.294	890	12.5 × 31.5	0.12	0.24	790
		▲ 12.5 × 15	0.150	0.300	1020	▲ 16 × 20	0.13	0.26	750	
220	221		10 × 20	0.147	0.294	885	16 × 25	0.10	0.20	890
		▲ 10 × 25	0.130	0.260	1050	▲ 18 × 20	0.11	0.22	850	
270	271		16 × 15	0.090	0.180	1410				
330	331		12.5 × 20	0.085	0.170	1290	16 × 25	0.090	0.18	1080
390	391		12.5 × 25	0.070	0.140	1720	18 × 25	0.083	0.166	1260
		▲ 18 × 15	0.086	0.172	1690					
470	471		12.5 × 25	0.070	0.140	1720	16 × 31.5	0.076	0.152	1310
		▲ 12.5 × 31.5	0.055	0.110	2090					
560	561		* 16 × 20	0.059	0.118	1770	18 × 31.5	0.068	0.136	1370
680	681		16 × 25	0.050	0.100	2160	16 × 35.5	0.064	0.128	1410
		▲ 12.5 × 35.5	0.047	0.094	2270					
		* 18 × 20	0.055	0.110	2290					
820	821		16 × 31.5	0.043	0.086	2670				
		▲ 18 × 25	0.043	0.086	2590					
1000	102		16 × 31.5	0.043	0.086	2770	18 × 40	0.047	0.094	1520
		▲ 16 × 35.5	0.036	0.072	2770					
1200	122		18 × 31.5	0.032	0.064	2950				
1500	152		18 × 35.5	0.030	0.060	3100				
2200	222		18 × 40	0.028	0.056	3200				

▲ : In this case, [6] will be put at 12th digit of type numbering system.

* : In this case, [3] will be put at 12th digit of type numbering system.

Cap. (μF)	V(Code)	Code	160		200		250		315		350		400		450	
			2C	2D	2E	2F	2V	2G	2W							
0.47	R47		6.3 × 11	12	6.3 × 11	12	6.3 × 11	12	8 × 11.5	11	8 × 11.5	11				
1	010		6.3 × 11	17	6.3 × 11	17	6.3 × 11	17	8 × 11.5	16	10 × 12.5	17	10 × 12.5	16	10 × 12.5	18
2.2	2R2		6.3 × 11	25	6.3 × 11	25	8 × 11.5	29	10 × 12.5	28	10 × 16	31	10 × 16	27	10 × 20	29
3.3	3R3		8 × 11.5	36	8 × 11.5	36	10 × 12.5	42	10 × 12.5	34	10 × 16	38	10 × 20	36	12.5 × 20	41
4.7	4R7		8 × 11.5	43	10 × 12.5	50	10 × 12.5	50	10 × 16	45	10 × 20	49	10 × 20	43	12.5 × 20	49
10	100		10 × 12.5	70	10 × 16	80	10 × 20	88	10 × 20	72	12.5 × 20	82	12.5 × 25	72	16 × 25	75
22	220		10 × 20	130	10 × 20	140	12.5 × 25	155	12.5 × 25	120	16 × 25	130	16 × 25	110	16 × 31.5	115
33	330		12.5 × 20	180	12.5 × 25	190	12.5 × 25	190	16 × 25	155	16 × 31.5	160	16 × 31.5	140	● 18 × 35.5	145
47	470		12.5 × 25	220	12.5 × 25	220	16 × 25	230	16 × 35.5	190	● 18 × 35.5	200	● 18 × 35.5	170	20 × 40	175
100	101		16 × 25	330	16 × 31.5	335	● 18 × 35.5	340	▲ 18 × 40	285	20 × 40	290	22 × 50	350	25 × 50	350
220	221		● 18 × 35.5	500	▲ 18 × 40	515	20 × 40	525	22 × 50	540	25 × 50	550				
330	331		20 × 40	900	22 × 40	1100	22 × 50	1150								
470	471		22 × 50	1200	22 × 50	1310	25 × 50	1350								Case size φD × L (mm) ※

※ Rated ripple current (mArms) at 105°C 120Hz
 Size 20 × 31 is available for capacitors marked " ● "
 Size 20 × 35 is available for capacitors marked " ▲ "
 In this case, [6] will be put at 12th digit of type numbering system.