

Part Number: PSA23-11GWA

GREEN

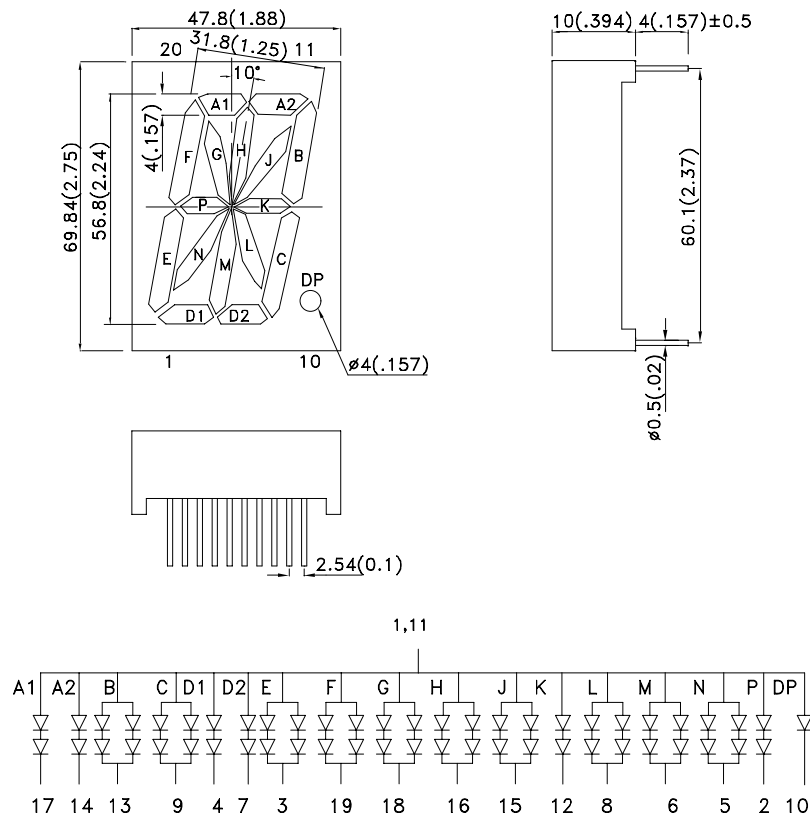
### Features

- 2.3 INCH CHARACTER HEIGHT.
- LOW CURRENT OPERATION.
- HIGH CONTRAST AND LIGHT OUTPUT.
- EASY MOUNTING ON P.C. BOARDS OR SOCKETS.
- MECHANICALLY RUGGED.
- STANDARD : GRAY FACE, WHITE SEGMENT.
- RoHS COMPLIANT.

### Description

The Green source color devices are made with Gallium Phosphide Green Light Emitting Diode.

### Package Dimensions & Internal Circuit Diagram



#### Notes:

1. All dimensions are in millimeters (inches), Tolerance is  $\pm 0.25(0.01)$  unless otherwise noted.
2. Specifications are subject to change without notice.



## Selection Guide

Part No.	Dice	Lens Type	Iv (ucd) [1] @ 10mA		Description
			Min.	Typ.	
PSA23-11GWA	GREEN (GaP)	WHITE DIFFUSED	1900	10500	Common Anode, Rt. Hand Decimal.

Note:

1. Luminous Intensity/ Luminous Flux: +/-15%.

## Electrical / Optical Characteristics at TA=25°C

Symbol	Parameter	Device	Typ.	Max.	Units	Test Conditions	
$\lambda_{peak}$	Peak Wavelength	Green	565		nm	IF=20mA	
$\lambda_D[1]$	Dominant Wavelength	Green	568		nm	IF=20mA	
$\Delta\lambda_{1/2}$	Spectral Line Half-width	Green	30		nm	IF=20mA	
C	Capacitance	Green	15		pF	VF=0V;f=1MHz	
VF[2]	Forward Voltage	A1,A2,D1,D2,P,K	Green	4.4	5.0	V	IF=20mA
		B,C,E,F,G,H,J,L,M,N					
		DP					
IR	Reverse Current	A1,A2,D1,D2,P,K	Green		10	uA	VR = 10V VR = 10V VR = 5V
		B,C,E,F,G,H,J,L,M,N					
		DP					

Notes:

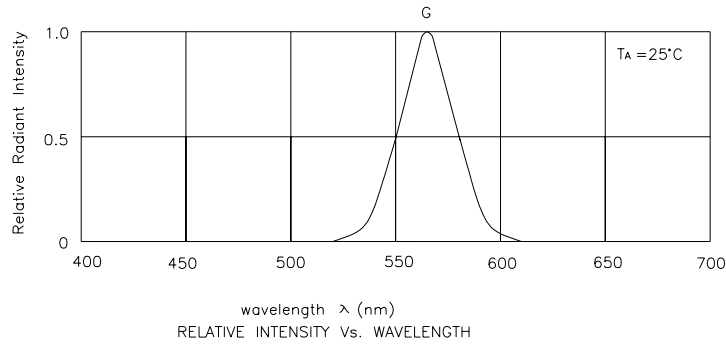
1. Wavelength: +/-1nm.  
2. Forward Voltage: +/-0.1V.

## Absolute Maximum Ratings at TA=25°C

Parameter	Green	Units
Power dissipation	A1,A2,D1,D2,P,K	125
	B,C,E,F,G,H,J,L,M,N	250
	DP	62.5
DC Forward Current	A1,A2,D1,D2,P,K	25
	B,C,E,F,G,H,J,L,M,N	50
	DP	25
Peak Forward Current [1]	A1,A2,D1,D2,P,K	140
	B,C,E,F,G,H,J,L,M,N	280
	DP	140
Reverse Voltage	A1,A2,D1,D2,P,K	10
	B,C,E,F,G,H,J,L,M,N	10
	DP	5
Operating / Storage Temperature	-40°C To +85°C	
Lead Solder Temperature [2]	260°C For 3-5 Seconds	

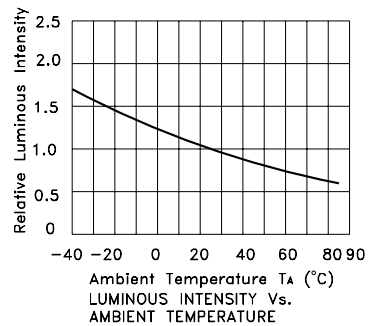
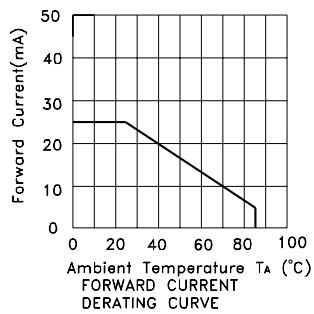
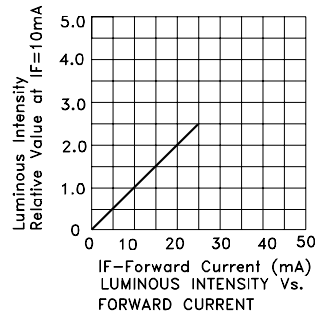
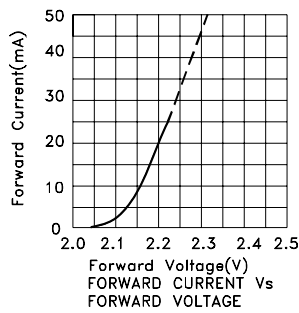
Notes:

1. 1/10 Duty Cycle, 0.1ms Pulse Width.  
2. 2mm below package base.

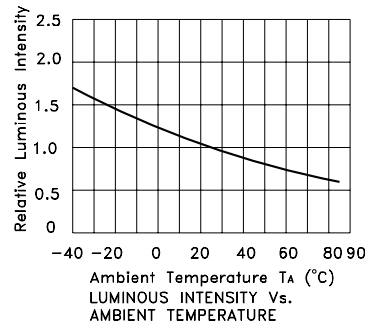
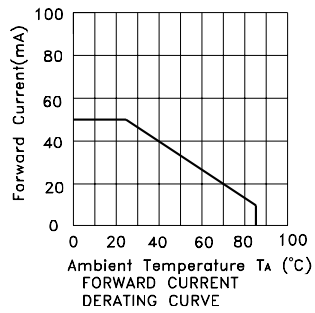
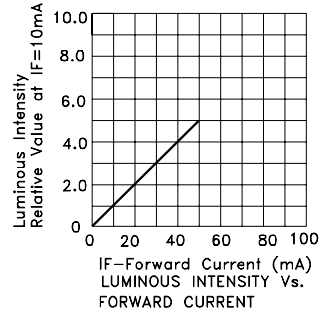
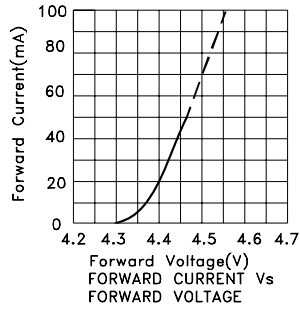


Green

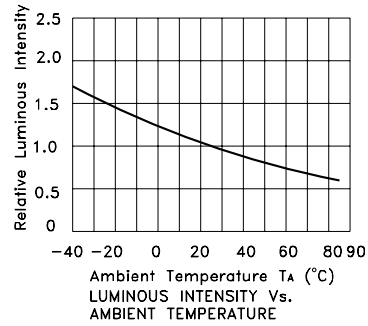
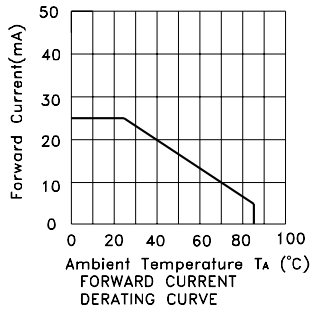
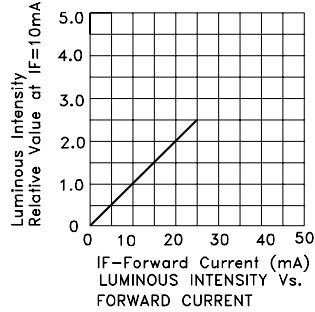
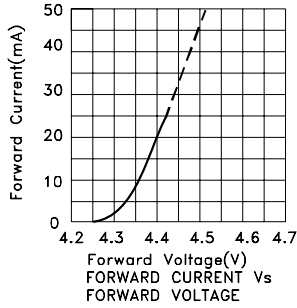
PSA23-11GWA



Note: the curves are on the DP.



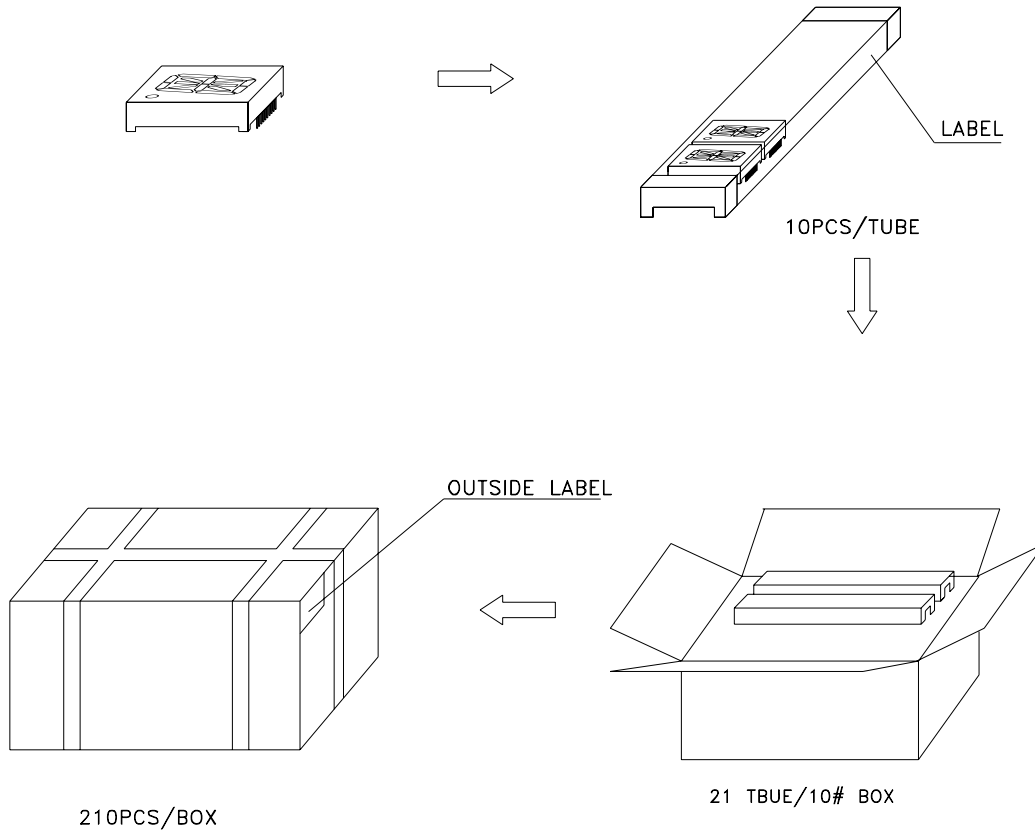
Note:the curves are on the segment b,c,e,f,g,h,j,l,m,n.



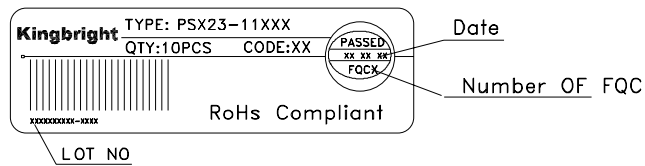
Note:the curves are on the segment a1,a2,d1,d2,p,k.

**PACKING & LABEL SPECIFICATIONS**

**PSA23-11GWA**



Inside LABEL Paste On The IC-tube



Outside LABEL Paste On The Box

