

Aluminum Capacitors Little-Lytic® Electrolytics

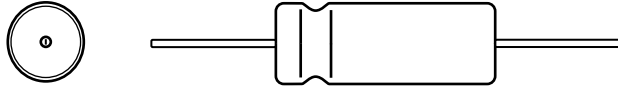


Fig.1 Component outlines

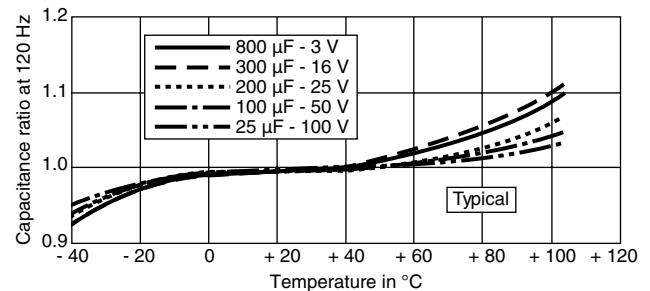
QUICK REFERENCE DATA	
DESCRIPTION	VALUE
Operating temperature	- 40 °C to + 105 °C
Tolerance on C _R	+ 75 %, - 10 % and + 50 %, - 10 %
Ripple current	10 Ω to 600 Ω max. at 120 Hz, depending upon capacitance
Life validation test 2000 hours at + 85 °C	After test, capacitance value shall not have changed by more than ± 20 %, the equivalent series resistance in ohms shall not have exceeded 150 % of initial requirement and the leakage current shall not have exceeded the initial requirement
DC leakage current	Maximum DC leakage current at + 25 °C for all capacitors is 15 μA, except units in case code DD, which is 15.8 μA
Shelf test 250 hours at + 85 °C, with no voltage applied	The capacitance and equivalent series resistance shall meet the initial requirements and the DC leakage current shall not exceed 300 % of the initial requirement

FEATURES

- Proven dependable performance in the industrial and electronic equipment with either transistor or modified electron-tube circuits
- All terminal connections welded, eliminating possibility of open or intermittent contacts occasionally found in pressure joints of conventional capacitors
- Superior in size, performance characteristics, shelf life, construction and reliability
- Metal-encased with clear plastic outer insulating sleeve
- Excellent circuit performance when used as coupling capacitors
- Minimum drain and long battery life when used in battery bypass applications
- Better performance under life test than most miniature aluminum electrolytic capacitors
- Axial lead

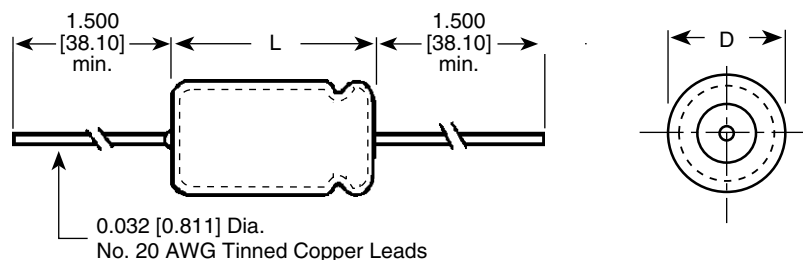


CAPACITANCE VS. TEMPERATURE



DIMENSIONS in inches [millimeters]					
CASE CODE	D	L	CASE CODE	D	L
BA	0.260 [6.604]	0.536 [13.614]	DC	0.385 [9.779]	0.848 [21.539]
BB	0.260 [6.604]	0.723 [18.364]	DD	0.385 [9.779]	0.973 [24.714]
CB	0.322 [8.179]	0.723 [18.364]	DF	0.385 [9.779]	1.286 [32.664]
CC	0.322 [8.179]	0.848 [21.539]	DH	0.385 [9.779]	1.536 [39.014]
DB	0.385 [9.779]	0.723 [18.364]			

DIMENSIONS AND AVAILABLE FORMS



ORDERING EXAMPLE

Order by distribution part no. Example: TE1055

Note

For lead (Pb)-free/RoHS compliant products add the suffix "-E3" to the shortened Distribution part. no.

Example TE1055-E3

Note

For lead (Pb)-free/RoHS compliant products add the suffix "E3" to the standard OEM part no.

Example: 30D256G003BA2E3

STANDARD RATINGS			
CAPACITANCE (μF)	CASE CODE	DISTRIBUTOR DIVISION PART NUMBER	SPRAGUE O.E.M. PART NUMBER
0 - 3 WVDC			
1.0	-	See 0 - 50 WVDC listing	-
2.0	-	See 0 - 50 WVDC listing	-
3.0	-	See 0 - 50 WVDC listing	-
4.0	-	See 0 - 50 WVDC listing	-
5.0	-	See 0 - 25 WVDC listing	-
6.0	-	See 0 - 25 WVDC listing	-
8.0	-	See 0 - 25 WVDC listing	-
10.0	-	See 0 - 16 WVDC listing	-
15.0	-	See 0 - 12 WVDC listing	-
20.0	-	See 0 - 6 WVDC listing	-
25.0	BA	TE1055	30D256G003BA2
50.0	-	See 0 - 6 WVDC listing	-
75.0	-	See 0 - 6 WVDC listing	-
100.0	CB	TE1059.5	30D107G003CB2
200.0	CC	TE1064	30D207G003CC2
300.0	DC	TE1066	30D307G003DC2
500.0	DF	TE1068	30D507G003DF2
0 - 6 WVDC			
1.0	-	See 0 - 50 WVDC listing	-
2.0	-	See 0 - 50 WVDC listing	-
3.0	-	See 0 - 50 WVDC listing	-
4.0	-	See 0 - 50 WVDC listing	-
5.0	-	See 0 - 25 WVDC listing	-
6.0	-	See 0 - 25 WVDC listing	-
8.0	-	See 0 - 25 WVDC listing	-
10.0	-	See 0 - 16 WVDC listing	-
15.0	-	See 0 - 12 WVDC listing	-
20.0	BA	TE1090	30D206G006BA2
25.0	-	See 0 - 16 WVDC listing	-
35.0	BB	TE1093	30D356G006BB2
50.0	BB	TE1100	30D506G006BB2
75.0	CB	TE1101.5	30D756G006CB2
100.0	-	See 0 - 12 WVDC listing	-
200.0	DC	TE1104	30D207G006DC2
250.0	DD	TE1105	30D257G006DD2
300.0	DD	TE1106	30D307G006DD2
400.0	DF	TE1107	30D407G006DF2
500.0	DH	TE1107.5	30D507G006DH2
600.0	DH	TE1108.5	30D607G006DH2



Aluminum Capacitors
Little-Lytic® Electrolytics

Vishay Sprague

STANDARD RATINGS			
CAPACITANCE (μF)	CASE CODE	DISTRIBUTOR DIVISION PART NUMBER	SPRAGUE O.E.M. PART NUMBER
0 - 12 WVDC			
1.0	-	See 0 - 50 WVDC listing	-
2.0	-	See 0 - 50 WVDC listing	-
3.0	-	See 0 - 50 WVDC listing	-
4.0	-	See 0 - 50 WVDC listing	-
5.0	-	See 0 - 25 WVDC listing	-
6.0	-	See 0 - 25 WVDC listing	-
8.0	-	See 0 - 25 WVDC listing	-
10.0	-	See 0 - 16 WVDC listing	-
15.0	BA	TE1129	30D156G012BA2
20.0	-	See 0 - 16 WVDC listing	-
25.0	-	See 0 - 16 WVDC listing	-
50.0	-	See 0 - 16 WVDC listing	-
60.0	CB	TE1133.5	30D606G012CB2
75.0	-	See 0 - 16 WVDC listing	-
100.0	CC	TE1135	30D107G012CC2
150.0	-	See 0 - 16 WVDC listing	—
200.0	-	See 0 - 16 WVDC listing	—
250.0	-	See 0 - 16 WVDC listing	—
290.0	DF	TE1139	30D297G012DF2
0 - 16 WVDC			
1.0	-	See 0 - 50 WVDC listing	-
2.0	-	See 0 - 50 WVDC listing	-
3.0	-	See 0 - 50 WVDC listing	-
4.0	-	See 0 - 50 WVDC listing	-
5.0	-	See 0 - 25 WVDC listing	-
6.0	-	See 0 - 25 WVDC listing	-
8.0	-	See 0 - 25 WVDC listing	-
10.0	BA	TE1155	30D106G016BA2
15.0	-	See 0 - 25 WVDC listing	-
20.0	BB	TE1157	30D206G016BB2
25.0	BB	TE1157.1	30D256G016BB2
30.0	-	See 0 - 25 WVDC listing	-
35.0	-	See 0 - 25 WVDC listing	-
50.0	CB	TE1160	30D506G016CB2
75.0	CC	TE1161	30D756G016CC2
100.0	DC	TE1162	30D107G016DC2
150.0	DD	TE1163	30D157G016DD2
200.0	DF	TE1164	30D207G016DF2
250.0	DF	TE1164.5	30D257G016DF2
300.0	DH	TE1165.5	30D307G016DH2
350.0	DH	TE1166	30D357G016DH2

STANDARD RATINGS			
CAPACITANCE (μF)	CASE CODE	DISTRIBUTOR DIVISION PART NUMBER	SPRAGUE O.E.M. PART NUMBER
0 - 25 WVDC			
1.0	-	See 0 - 50 WVDC listing	-
2.0	-	See 0 - 50 WVDC listing	-
3.0	-	See 0 - 50 WVDC listing	-
4.0	-	See 0 - 50 WVDC listing	-
5.0	BA	TE1202	30D505G025BA2
6.0	BA	TE1203	30D605G025BA2
8.0	BA	TE1203.5	30D805G025BA2
10.0	BB	TE1204	30D106G025BB2
15.0	BB	TE1205	30D156G025BB2
20.0	CB	TE1206	30D206G025CB2
25.0	CB	TE1207	30D256G025CB2
30.0	CB	TE1207.5	30D306G025CB2
35.0	CB	TE1208	30D356G025CB2
50.0	CC	TE1209	30D506G025CC2
75.0	DC	TE1210	30D756G025DC2
100.0	DD	TE1211	30D107G025DD2
150.0	DF	TE1212	30D157G025DF2
200.0	DH	TE1213	30D207G025DH2
0 - 50 WVDC			
1.0	BA	TE1300	30D105G050BA2
2.0	BA	TE1301	30D205G050BA2
3.0	BA	TE1302	30D305G050BA2
4.0	BA	TE1302.1	30D405G050BA2
5.0	BB	TE1303	30D505G050BB2
6.0	BB	TE1303.1	30D605G050BB2
8.0	BB	TE1303.3	30D805G050BB2
10.0	CB	TE1304	30D106G050CB2
15.0	CB	TE1304.2	30D156G050CB2
20.0	CC	TE1305	30D206G050CC2
25.0	CC	TE1305.5	30D256G050CC2
35.0	DC	TE1306	30D356G050DC2
50.0	DD	TE1307	30D506G050DD2
75.0	DF	TE1308	30D756G050DF2
100.0	DH	TE1309	30D107G050DH2
100 WVDC			
1.0	BA	TE1400	30D105F100BA2
2.0	BB	TE1401	30D205F100BB2
3.0	CB	TE1402	30D305F100CB2
4.0	CB	TE1403	30D405F100CB2
5.0	CC	TE1404	30D505F100CC2
10.0	DC	TE1407	30D106F100DC2
15.0	DD	TE1408	30D156F100DD2
20.0	DF	TE1409	30D206F100DF2
25.0	DH	TE1410	30D256F100DH2
30.0	DH	TE1411	30D306F100DH2
150 WVDC			
1.0	BA	TE1500	30D105F150BA2
2.0	BB	TE1501	30D205F150BB2
3.0	CB	TE1502	30D305F150CB2
4.0	CC	TE1503	30D405F150CC2
5.0	CC	TE1504	30D505F150CC2
8.0	DC	TE1506	30D805F150DC2
10.0	DD	TE1507	30D106F150DD2
15.0	DF	TE1508.1	30D156F150DF2
20.0	DH	TE1509	30D206F150DH2



Disclaimer

All product specifications and data are subject to change without notice.

Vishay Intertechnology, Inc., its affiliates, agents, and employees, and all persons acting on its or their behalf (collectively, "Vishay"), disclaim any and all liability for any errors, inaccuracies or incompleteness contained herein or in any other disclosure relating to any product.

Vishay disclaims any and all liability arising out of the use or application of any product described herein or of any information provided herein to the maximum extent permitted by law. The product specifications do not expand or otherwise modify Vishay's terms and conditions of purchase, including but not limited to the warranty expressed therein, which apply to these products.

No license, express or implied, by estoppel or otherwise, to any intellectual property rights is granted by this document or by any conduct of Vishay.

The products shown herein are not designed for use in medical, life-saving, or life-sustaining applications unless otherwise expressly indicated. Customers using or selling Vishay products not expressly indicated for use in such applications do so entirely at their own risk and agree to fully indemnify Vishay for any damages arising or resulting from such use or sale. Please contact authorized Vishay personnel to obtain written terms and conditions regarding products designed for such applications.

Product names and markings noted herein may be trademarks of their respective owners.