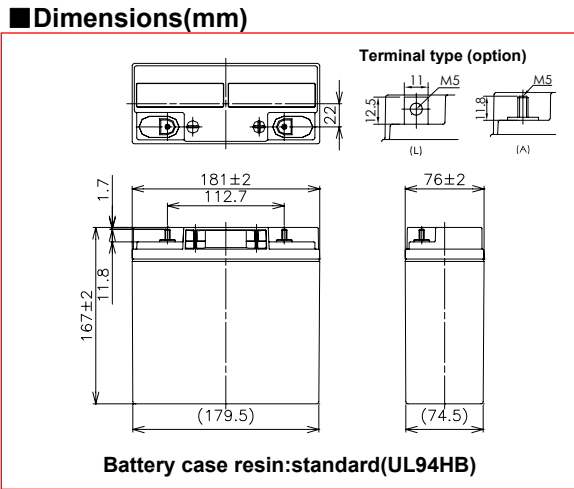


LC-XC1222

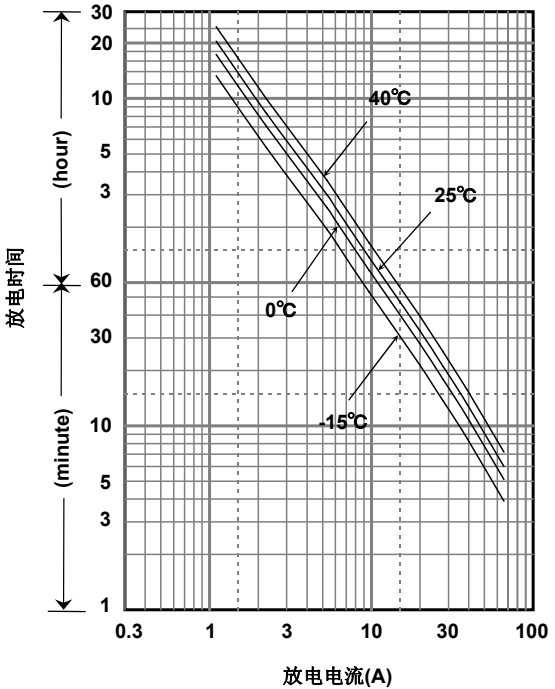
For main power supplies
Cycle long life type.



■ Specification

Nominal Voltage		12V
Rated Capacity(20HR)		22Ah
Dimensions	Length	181 mm
	Width	76 mm
	Height	167 mm
	Total height	167 mm
Approx. Mass		6.5kg
Terminal		M5 threaded post Bolt and Nut type

■ Duration of discharge vs. discharge current



■ Characteristics

Capacity (25 °C)	20 hour rate	22Ah
	10 hour rate	19.5Ah
	5 hour rate	17.5Ah
	1 hour rate	13Ah
Internal Resistance	Fully charged battery (25 °C)	12mΩ
Temperature Dependency of Capacity (20 hour rate)	40 °C	102%
	25 °C	100%
	0 °C	85%
	-15 °C	65%
Self Discharge (25 °C)	After 3 months	91%
	After 6 months	82%
	After 12 months	64%

■ Watt Table(25°C)

Cut-off V	(Wattage/Battery)														
	10min	15min	20min	30min	45min	1h	1.5h	2h	3h	4h	5h	6h	10h	20h	24h
9.6V	618	472	396	295	213	170	117	93.2	69.4	53.3	44.0	35.4	24.0	13.0	10.8
9.9V	605	469	389	292	211	170	115	92.5	69.0	53.0	43.7	35.2	23.9	13.0	10.8
10.2V	590	459	383	289	209	167	112	90.1	68.3	52.6	43.3	35.0	23.6	12.9	10.8
10.5V	546	427	363	282	206	163	110	87.0	67.3	52.3	43.0	34.5	23.5	12.9	10.7
10.8V	487	399	354	272	203	160	107	82.8	65.9	51.6	41.9	34.0	23.3	12.8	10.7

■ Ampere Table(25°C)

Cut-off V	(Ampere/Battery)														
	10min	15min	20min	30min	45min	1h	1.5h	2h	3h	4h	5h	6h	10h	20h	24h
9.6V	59.4	43.0	36.7	25.4	18.8	14.5	9.79	7.55	5.85	4.48	3.69	2.96	2.05	1.11	0.926
9.9V	58.2	42.7	36.1	25.1	18.7	14.5	9.59	7.49	5.82	4.45	3.66	2.95	2.04	1.11	0.923
10.2V	56.7	41.8	35.5	24.8	18.5	14.2	9.40	7.30	5.76	4.42	3.63	2.93	2.02	1.10	0.920
10.5V	52.6	38.9	33.7	24.3	18.2	13.9	9.20	7.05	5.68	4.39	3.60	2.89	2.01	1.10	0.917
10.8V	46.9	36.3	32.8	23.4	17.9	13.6	8.95	6.71	5.56	4.33	3.51	2.84	1.99	1.09	0.911

Charging Method

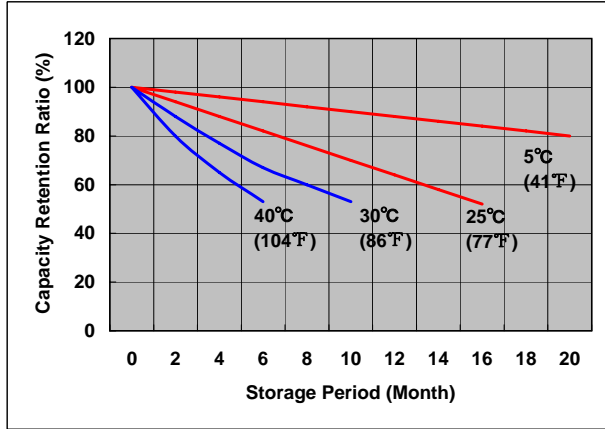
(25°C)

Cycle use	Control voltage 14.5-14.9V; Initial current 8.8A or smaller
-----------	---

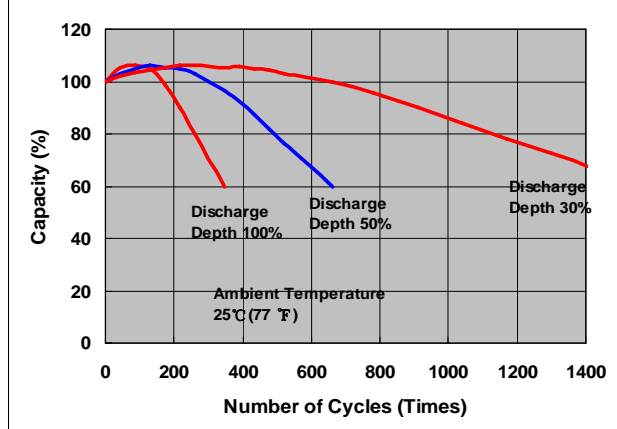
Cut off voltage

Discharge current	1.1A-4.4A	4.4A-11A	11A-22A	22A-44A	44A-66A
Cut off voltage(V)	10.5	10.2	9.9	9.3	8.7

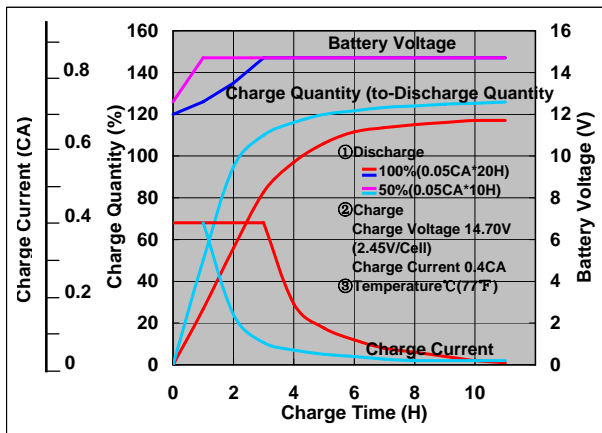
Residual capacity test result



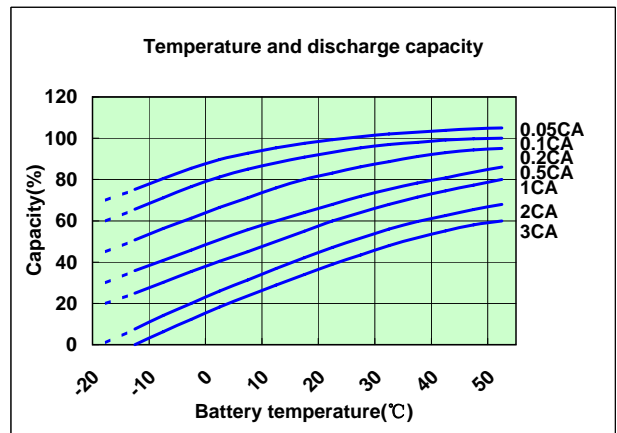
Cycle life vs. Depth of discharge



Constant-voltage and constant-current charge characteristics



Discharge capacity by temperature and by discharge current



Discharge characteristics(25°C)

