

5mm

LED Panel Mount Indicator

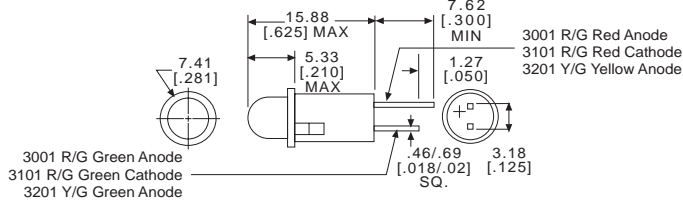
2 & 3 Leaded LEDs, Bi-Color

.250" Mounting Hole, Snap In Mounting

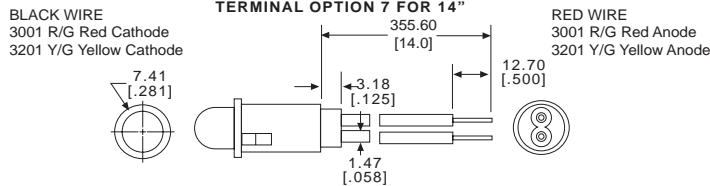
Dialight

559 Series

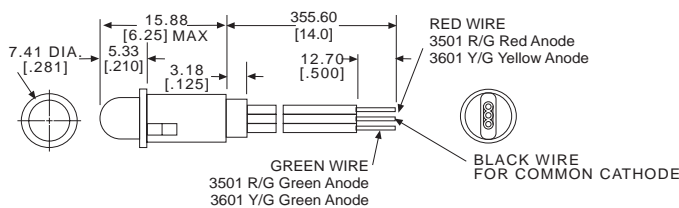
STRAIGHT TERMINALS – TERMINAL OPTION 1



24 AWG WIRE LEADS – TERMINAL OPTION 3 FOR 6" TERMINAL OPTION 7 FOR 14"



* BI-COLOR: 559-3501-00X and 559-3601-00X ONLY 3 LEADED WIRE LEADS – TERMINAL OPTION 3 FOR 6" TERMINAL OPTION 7 FOR 14"



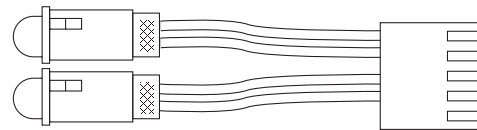
BENEFITS

- Available with a variety of LEDs
- Designed for quick positive insertions in panels from .787mm [.031] through 1.57mm [.062] thick. Recommended hole size from 6.32mm [.249] to 6.40mm [.252].
- Front panel mounting
- Uniform illumination
- Snap-in mounting requires no additional hardware
- IC compatible
- Housing meets UL94V-0
- High reliability - 100,000 hour life
- Black housing enhances LED contrast
- Straight terminals suitable for wire-wrapping

CUSTOM CAPABILITIES

Connectors and terminals can be added to wire leads

Example



Typical Operating Characteristics (T_A=25°C)

BI-COLOR, NON-TINTED, DIFFUSED LED

Absolute Maximum Ratings

Part Number	Color	Termination Options	Peak Wavelength (nm)	I _v (mcd)	I _f (mA)	V _f		Min Reverse Voltage	Viewing Angle 2θ ^{1/2}	Forward Current (mA)	Temperature °C	
						Typ	Max				Operating	Storage
559-3001-00x	R/G	1,3,7	660/565	60/20	20	1.8/2.1	2.4/2.8		80	40/30	-55/+100	-55/+100
559-3101-00x	R/G	1	660/565	60/20	20	1.8/2.1	2.4/2.8		80	40/30	-55/+100	-55/+100
559-3201-00x	Y/G	1,3,7	585/565	8.7/8.7	20	2.1/2.1	2.8/2.8		50	30/20	-55/+100	-55/+100
559-3501-00x	R/G	3*,7*	635/565	5/8	10	2.1/2.3	2.5/2.7	5	65	30/30	-20/+85	-55/+100
559-3601-00x	Y/G	3*,7*	583/565	5/8	10	1.6/1.6	2.5/2.5	5	65	30/30	-20/+85	-55/+100

COLOR CODES:

R/G Red/Green Bi-Color
Y/G Yellow/Green Bi-Color

PART NUMBER ORDERING CODE

5 5 9 - X X X X - 0 0 X

Series

Termination Option
1 = Straight Terminals
3 = 6" Wire Leads
7 = 14" Wire Leads