

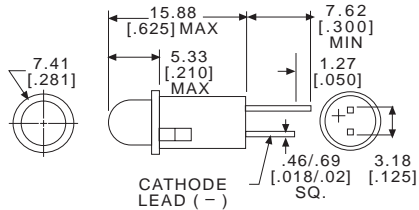
5mm

LED Panel Mount Indicator High and Ultra Bright LEDs .250" Mounting Hole, Snap In Mounting

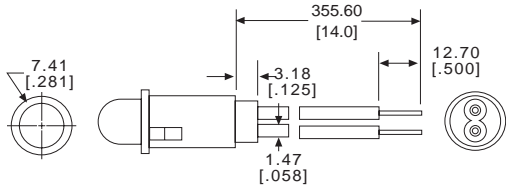
Dialight

559 Series

STRAIGHT TERMINALS – TERMINAL OPTION 1



24 AWG WIRE LEADS – TERMINAL OPTION 3 FOR 6" TERMINAL OPTION 7 FOR 14"



NOTE: WIRE LEAD COLORS RED (ANODE) & BLACK (CATHODE)

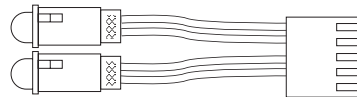
BENEFITS

- Available with a variety of LEDs
- Designed for quick positive insertions in panels from .787mm [.031] through 1.57mm [.062] thick. Recommended hole size from 6.32mm [.249] to 6.40mm [.252].
- Front panel mounting
- Uniform illumination
- Snap-in mounting requires no additional hardware
- IC compatible
- Housing meets UL94V-0
- High reliability - 100,000 hour life
- Black housing enhances LED contrast
- Straight terminals suitable for wire-wrapping

CUSTOM CAPABILITIES

Connectors and terminals can be added to wire leads

Example



Typical Operating Characteristics ($T_A=25^\circ\text{C}$)

HIGH BRIGHT, DIFFUSED LED

Part Number	Color	Termination Options	Peak Wavelength (nm)	Iv (mcd)	If (mA)	Vf		Min Reverse Voltage	Viewing Angle $2\theta^{1/2}$	Forward Current (mA)	Temperature $^\circ\text{C}$	
						Typ	Max				Operating	Storage
559-5101-00x	R	1,3,7	650	34	20	2.1	2.55	3	50	25	-55/+100	-55/+100
559-5201-00x	G	1,3,7	563	34	20	2.2	3	3	50	25	-55/+100	-55/+100
559-5301-00x	Y	1,3,7	583	34	20	2.2	3	3	50	25	-55/+100	-55/+100
559-5401-00x	O	1,3,7	610	34	20	2.2	3	3	50	25	-25/+85	-30/+100

Absolute
Maximum Ratings

HIGH BRIGHT, NON-TINTED, NON-DIFFUSED (WATER CLEAR) LED

559-5501-00x	R	1,3,7	635	125	20	2.2	3	5	24	30	-55/+100	-55/+100
559-5601-00x	G	1,3,7	565	120	20	2.3	3	5	24	30	-20/+100	-55/+100
559-5701-00x	Y	1,3,7	583	140	20	2.2	3	5	24	20	-55/+100	-55/+100
559-5801-00x	O	1,3,7	605	90	20	2.2	2.5	4	20	50	-30/+85	-30/+100

ULTRA BRIGHT, NON-TINTED, NON-DIFFUSED (WATER CLEAR) LED

559-5901-00x	A	1,3,7	592	3100	20	2.02	2.4	5	15	50	-40/+100	-40/+120
559-6001-00x	B	1,3,7	470	650	20	3.6	4	5	30	30	-30/+80	-30/+100
559-6101-00x	R	1,3,7	635	2100	20	1.9	2.4	5	15	50	-40/+100	-40/+120
559-6201-00x	G	1,3,7	525	2200	20	3.5	4	5	30	30	-30/+80	-30/+100
559-6301-00x	O	1,3,7	605	1300	20	1.9	2.4	5	15	45	-40/+100	-55/+100
559-6401-00x	W	1,3,7	*	600	20	3.5	4	5	45	30	-20/+80	-30/+100

COLOR CODES:

A Amber
R Red
G Green
Y Yellow
O Orange
W White
B Blue

*WHITE COLOR COORDINATES:

	MIN	MAX
X	0.23	0.39
Y	0.22	0.42

PART NUMBER ORDERING CODE

5 5 9 - X X X X - 0 0 X

Series

Termination Option
1 = Straight Terminals
3 = 6" Wire Leads
7 = 14" Wire Leads