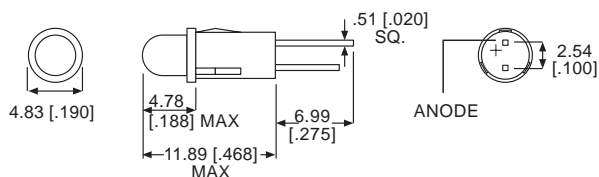


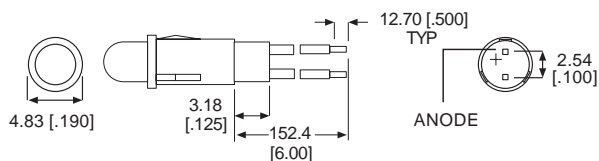
# 3mm LED Panel Mount Indicator .156" Mounting Hole, Snap In Mounting

# Dialight 558 Series

### STRAIGHT TERMINALS – TERMINAL OPTION 1



### 26 AWG 6" WIRE LEADS – TERMINAL OPTION 3 FOR 6" TERMINAL OPTION 7 FOR 14"



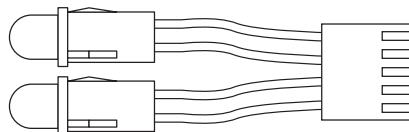
NOTE: WIRE LEAD COLOR RED AND BLACK (CATHODE); RED CATHODE FOR R/G BI-COLOR, YELLOW CATHODE FOR YELLOW GREEN BI-COLOR

### BENEFITS

- Available with a variety of LEDs
- Designed for quick positive insertions in panels from .787mm [.031] through 1.57mm [.062] thick. Recommended hole size from 3.94mm [.155] to 4.01mm [.158]. Wire: 26 AWG
- Front panel mounting
- Uniform illumination
- Snap-in mounting requires no additional hardware
- IC compatible
- Housing meets UL94V-0
- High reliability - 100,000 hour life
- Black housing enhances LED contrast
- Straight terminals suitable for wire-wrapping

### CUSTOM CAPABILITIES

Connectors and terminals can be added to wire leads



### Typical Operating Characteristics (T<sub>A</sub>=25°C) HIGH EFFICIENCY, DIFFUSED LED

Part Number	Color	Termination Options	λ <sub>Peak</sub> Wavelength (nm)	I <sub>v</sub> (mcd)	I <sub>f</sub> (mA)	V <sub>f</sub> Volts (V)		Min Reverse Voltage	Viewing Angle 2Θ <sup>1/2</sup>	Max Forward Current (mA)	Temperature °C	
						Typ	Max				Operating	Storage
558-0101-00x	R	1,3,7	650	10	10	2	3	3*	45	20	-25/+85	-30/+100
558-0201-00x	G	1,3,7	563	16	10	2.1	3	3*	45	25	-25/+85	-30/+100
558-0301-00x	Y	1,3,7	585	6.3	10	2.1	3	3*	45	20	-25/+85	-30/+100
558-0401-00x	O	1,3,7	600	6.5	10	2.2	3	5 <sup>†</sup>	60	25	-55/+100	-55/+100

### Absolute Maximum Ratings

### ULTRA BRIGHT, WATER CLEAR LED

558-0501-00x	G	1,3,7	565	70	20	2.1	2.8	5 <sup>†</sup>	45	30	-55/+100	-55/+100
558-0601-00x	A	1,3,7	594	200	20	1.9	2.4	5 <sup>†</sup>	45	50	-40/+100	-55/+100
558-0701-00x	R	1,3,7	660	170	20	1.8	2.4	4 <sup>†</sup>	45	40	-55/+100	-55/+100

### LOW CURRENT, 2mA, LED

558-1101-00x	R	1,3,7	635	1.8	2	1.8	2.2	5**	50	7	-55/+100	-55/+100
558-1201-00x	Y	1,3,7	583	1.6	2	1.9	2.7	5**	50	7	-20/+100	-55/+100
558-1301-00x	G	1,3,7	565	1.6	2	1.8	2.2	5**	50	7	-55/+100	-55/+100

### COLOR CODES:

R Red  
G Green  
Y Yellow  
O Orange  
A Amber

\* I<sub>R</sub> = 10μA  
\*\* I<sub>R</sub> = 50μA  
† I<sub>R</sub> = 100μA

### PART NUMBER ORDERING CODE

5 5 8 - X X X X - 0 0 X

Series

Termination Option  
1 = Straight Terminals  
3 = 6" Wire Leads  
7 = 14" Wire Leads