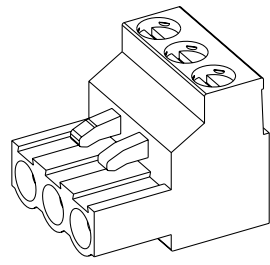
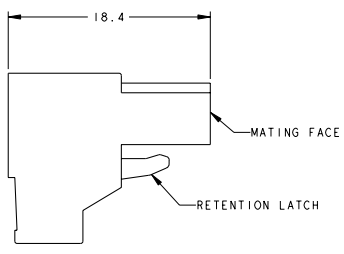
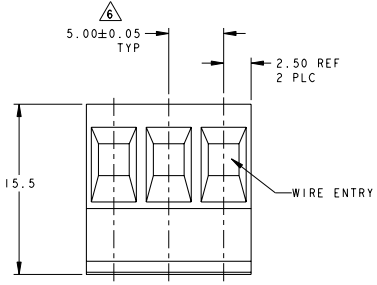
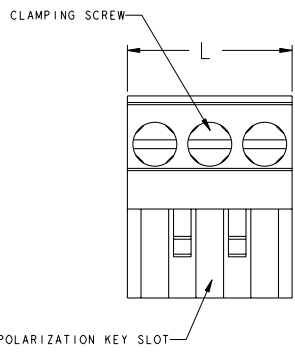


REV	DATE	BY	CHK	APPV
D2	31MAR2006	SW	CR	
E	17JUL2006	SW	CR	
E1	22NOV2006	SW	CR	
E2	03APR2007	SS	CR	



796641-3 AS SHOWN



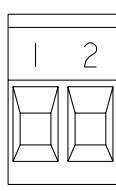
PRELIMINARY	CONTACT FINISH	MARKING	DIM L	NO OF POSN	PART NUMBER
PRELIMINARY	.762µm GOLD		40.0	8	4-796641-4
PRELIMINARY	TIN	SEE DETAIL T	25.0	5	4-796641-2
PRELIMINARY	TIN	SEE DETAIL S	60.0	12	4-796641-1
PRELIMINARY	TIN	SEE DETAIL R	50.0	10	4-796641-0
PRELIMINARY	TIN	SEE DETAIL P	20.0	4	3-796641-9
	TIN	SEE DETAIL N	40.0	8	3-796641-8
	TIN	SEE DETAIL M	30.0	6	3-796641-6
	TIN	SEE DETAIL L	10.0	2	3-796641-2
	TIN		125.0	25	2-796641-5
	TIN		120.0	24	2-796641-4
	TIN		115.0	23	2-796641-3
	TIN		110.0	22	2-796641-2
	TIN		105.0	21	2-796641-1
	TIN		100.0	20	2-796641-0
	TIN		95.0	19	1-796641-9
	TIN		90.0	18	1-796641-8
	TIN		85.0	17	1-796641-7
	TIN		80.0	16	1-796641-6
	TIN		75.0	15	1-796641-5
	TIN		70.0	14	1-796641-4
	TIN		65.0	13	1-796641-3
	TIN		60.0	12	1-796641-2
	TIN		55.0	11	1-796641-1
	TIN		50.0	10	1-796641-0
	TIN		45.0	9	796641-9
	TIN		40.0	8	796641-8
	TIN		35.0	7	796641-7
	TIN		30.0	6	796641-6
	TIN		25.0	5	796641-5
	TIN		20.0	4	796641-4
	TIN		15.0	3	796641-3
	TIN		10.0	2	796641-2

- MATERIALS AND FINISH:**
 HOUSING: PA 6-6, UL 94-V0, COLOR: BLACK.
 CLAMP: BRASS, NICKEL PLATED.
 DOUBLE SIDE CONTACT SPRING: PHOSPHOR BRONZE, FINISH: SEE TABLE.
 CLAMPING SCREW: M3, BRASS, NICKEL PLATED.
- END-TO-END STACKABLE WITHOUT LOSS OF CENTERLINE SPACING.
 - WIRE SIZE RANGE: 12-30 AWG.
 - RECOGNIZED UNDER THE COMPONENT PROGRAM OF UNDERWRITERS LABORATORIES INC. FILE N° E60677.
 - IMO CERTIFICATE WITH SURVEILLANCE IN CONFORMITY WITH IEC 998-1/998-2-1.
- NOT CUMULATIVE TOLERANCE**
- BUCHANAN LOGO TO APPEAR ON HOUSING, LOCATION OPTIONAL WHERE SPACE PERMITS.
- INK MARKING: WHITE COLOR**
 NUMERICAL SEQUENCE: FROM LEFT TO RIGHT.

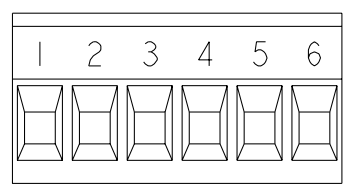
DIMENSIONS: mm 0 PLC ±.1 1 PLC ±.2 2 PLC ±.3 3 PLC ±.4 4 PLC ±.5 ANGLES ±.1 FINISH	TO BE MADE TO ORDER DIMENSIONS: 180CT2000 DIMENSIONS: 180CT2000 DIMENSIONS: 180CT2000 DIMENSIONS: 180CT2000	DIM L: 40.0 NO OF POSN: 8 PART NUMBER: 4-796641-4	Tyco Electronics Harrisburg, PA 17105-3608 TERMI-BLOK PLUG, STACKING, 5.00mm PITCH	SHEET: A2 CASE CODE: 00779 DRAWING NO: 796641	RESTRICTED TO:
--	---	---	---	---	----------------

THIS DRAWING IS UNPUBLISHED. RELEASED FOR PUBLICATION
 BY TYCO ELECTRONICS CORPORATION. ALL RIGHTS RESERVED.

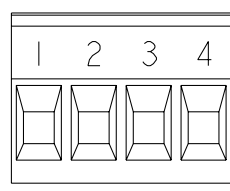
REV. NO.	DATE	BY	APPROV.
1			
2			
3			
4			
5			
6			
7			
8			
9			
10			



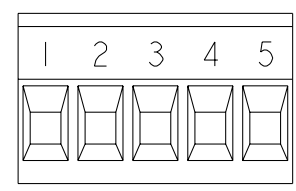
DETAIL L
SCALE 4:1



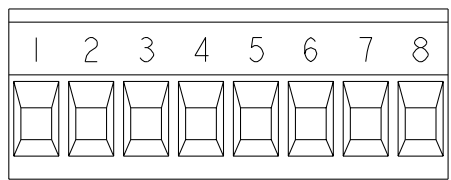
DETAIL M
SCALE 4:1



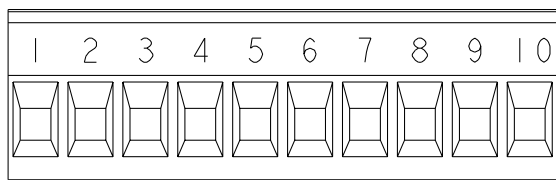
DETAIL P
SCALE 4:1



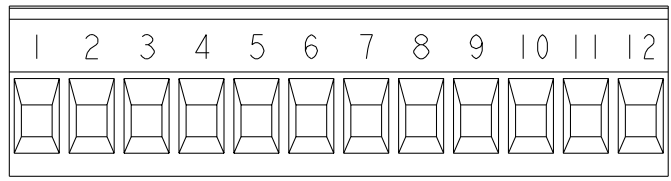
DETAIL T
SCALE 4:1



DETAIL N
SCALE 4:1



DETAIL R
SCALE 4:1



DETAIL S
SCALE 4:1

DIMENSIONS: mm		OPERATIVE SPECIFICATIONS: 0 PLC ± .1 1 PLC ± .2 2 PLC ± .1 3 PLC ± .1 4 PLC ± .1 ANGLES ± .1 FINISH -		DWG NO. 18OCT2000 CD. S. WELDON 18OCT2000 D. BIEVENOUR 18OCT2000 APD. D. BIEVENOUR 18OCT2000	Tyco Electronics Harrisburg, PA 17105-3608
MATERIAL -		APPLICATION SPEC -		NAME TERMI-BLOK PLUG, STACKING, 5.00mm PITCH	RESTRICTED TO -
CUSTOMER DRAWING		WEIGHT -		SIZE CASE CODE DRAWING NO. A2 00779 C-796641	SCALE 3:1 SHEET 2 OF 2 REV E2