THIS DRAWING IS UNPUBLISHED. RELEASED FOR PUBLICATION
© COPYRIGHT - By - ALL RIGHTS RESERVED.

LOC	DIST	REVISIONS				
CM	00	P	LTR	DESCRIPTION	DATE	DWN	APVD
			AA2	REVISED PER ECO-11-005139	25MAR11	RK	HMR

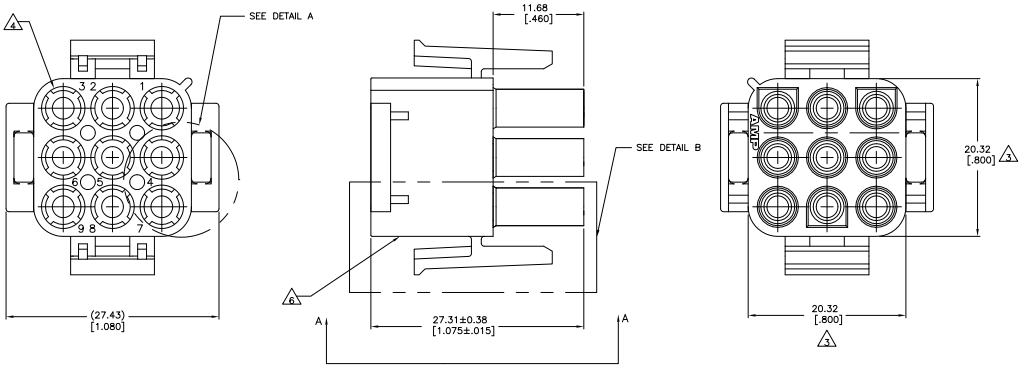

1. MATES WITH APPROPRIATE UNIVERSAL MATE-N-LOK™ CAP OR HEADER.
2. SMALL NICKS ARE PERMITTED ON THE CIRCUIT TOWERS WHICH COULD INCREASE THE INITIAL HOUSING MATING FORCE BY UP TO 4.4 NEWTONS [1.0] LBS. NO INDIVIDUAL NICKED TOWER SHALL INCREASE THIS FORCE BY OVER 2.2 NEWTONS [.5] LBS.
3. DIMENSION INDICATED IS AS MOLDED. ADDITIONAL GROWTH DUE TO SUBSEQUENT MOISTURE ABSORPTION MAY OCCUR.
4. FOUR RIBS EQUALLY SPACED, NO SPECIFIC ORIENTATION, NO RIBS OR SIX RIBS EQUALLY SPACED, NO SPECIFIC ORIENTATION, OPTIONAL.
5. NOT MANUFACTURED IN THE UNITED STATES.
6. UNDERWRITERS RECOGNIZED COMPONENT LOGO AND CSA CERTIFICATION LOGO TO BE LOCATED ONCE ON EACH SIDE OF HOUSING.
7. NYLON, UL94V-0.

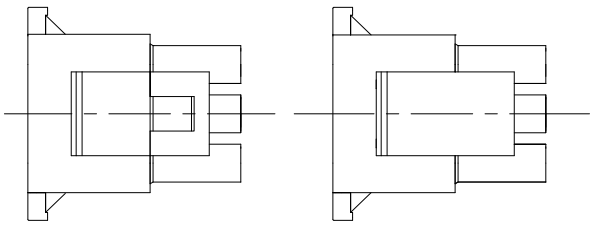

VIEW A-A
350720-4 ONLY

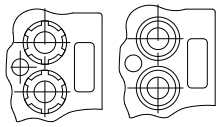

DETAIL A
OPTIONAL CONSTRUCTION

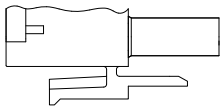

DETAIL B
350720-4 ONLY

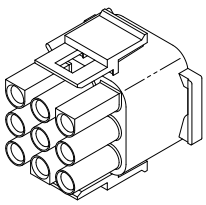

350720-4 3-DIMENSIONAL MODEL
NOT TO SCALE

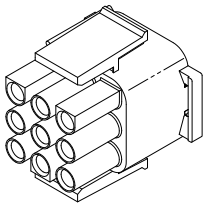

3-DIMENSIONAL MODEL
NOT TO SCALE

BLACK	1-350720-9
GRAY	1-350720-8
BLUE	1-350720-6
GREEN	1-350720-5
YELLOW	1-350720-4
ORANGE	1-350720-3
RED	1-350720-2
BROWN	1-350720-1
5	350720-4
NATURAL	350720-1
COLOR	PART NUMBER

METRIC

THIS DRAWING IS A CONTROLLED DOCUMENT.

DIMENSIONS: mm [INCHES]

TOLERANCES UNLESS OTHERWISE SPECIFIED:
0 PLC ± -
1 PLC ± -
2 PLC ± 0.13 [.005]
3 PLC ± -
4 PLC ± -
ANGLES ± 30'

MATERIAL -
FINISH -

DWN S. HAMM 07JUN01
CHK S. RIDGILL 07JUN01
APVD S. RIDGILL 07JUN01
PRODUCT SPEC -
APPLICATION SPEC -
WEIGHT -

TE Connectivity

NAME: PLUG, 9 CIRCUIT, UNIVERSAL MATE-N-LOK™

SIZE A1 | CAGE CODE 00779 | DRAWING NO C-350720 | RESTRICTED TO -

CUSTOMER DRAWING | SCALE 4:1 | SHEET 1 OF 1 | REV AA2

4805 (3/11)

Downloaded from Elcodis.com electronic components distributor