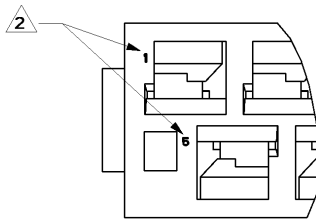
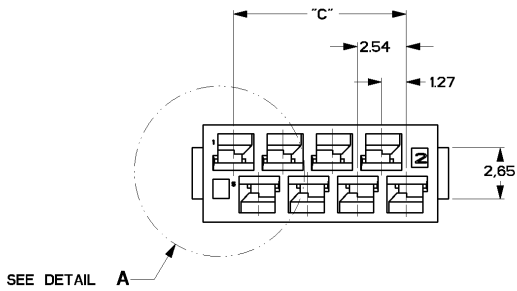

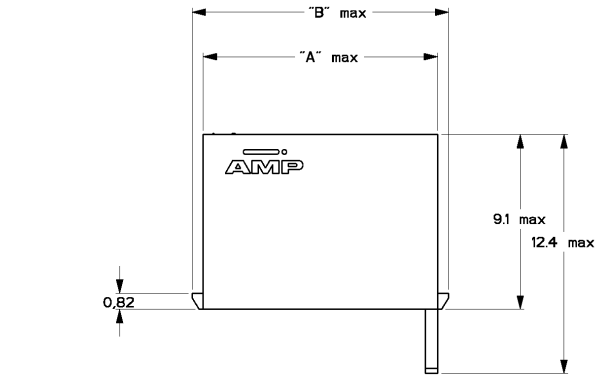
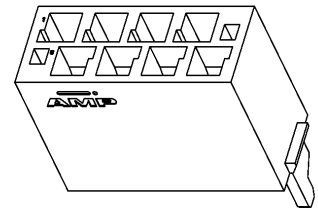


THIS DRAWING IS UNPUBLISHED. RELEASED FOR PUBLICATION  
 COPYRIGHT 1997 BY TYCO ELECTRONICS CORPORATION. ALL RIGHTS RESERVED.

LOC	DIST	REVISIONS			
P	LTR	DESCRIPTION	DATE	DWN	AFVD
B2	ECR-10-023699		17NOV2010	JvdH	TdB



DETAIL A  
SCALE 10:1



NUMBER OF POSITIONS	PARTNUMBER	DIM "A" max	DIM "B" max	DIM C	PCS PER BOX
4	0-338095-4	7.2	8.4	3.81	900
6	0-338095-6	9.8	10.9	6.35	700
8	0-338095-8	12.3	13.5	8.89	500
10	1-338095-0	14.9	16.0	11.43	450
12	1-338095-2	17.4	18.5	13.97	400
14	1-338095-4	19.9	21.1	16.51	350
16	1-338095-6	22.5	23.6	19.05	300
18	1-338095-8	25.0	26.2	21.59	250
20	2-338095-0	27.6	28.7	24.13	200

NOTES:

- 1 8 POSITIONS AS SHOWN.
- 2 CAVITY NUMBERING.
- 3 FOR APPLICABLE CRIMP-ON SNAP-IN CONTACTS SEE C-338096 AND C-338097.

<small>THIS DRAWING IS A CONTROLLED DOCUMENT FOR TYCO ELECTRONICS CORPORATION. IT IS SUBJECT TO CHANGE AND THE CONTROLLING ENGINEERING ORGANIZATION SHOULD BE CONTACTED FOR THE LATEST REVISION.</small>		DWN 20NOV96 CHN H.v.DELEF APYD H.v.DELEF	Tyco Electronics Tyco Electronics Corporate 's-Hertogenbosch, Nederland
DIMENSIONS: mm	TOLERANCES UNLESS OTHERWISE SPECIFIED: 0 PLC ±0.2 1 PLC ±0.1 2 PLC ±0.05 3 PLC ±0.01 4 PLC ± ANGLES ±	NAME PRODUCT SPEC 108-19052 APPLICATION SPEC 114-19051	Micro-MaTch COSI-HOUSING
MATERIAL GLASFILLED POLYESTER	FINISH	WEIGHT CUSTOMER DRAWING	SIZE CAGE CODE DRAWING NO A3 00779 C-338095
		SCALE 5:1	SHEET 1 OF 1 REV B2

AMP 1470-19 REV 31MAR2000

PRO/ENGINEER DRAWING