

4

3

2

1

THIS DRAWING IS UNPUBLISHED. RELEASED FOR PUBLICATION. ALL RIGHTS RESERVED.

Table with columns: LOC, AD, DIST, REVISIONS, F, LTR, DESCRIPTION, DATE, RKN, APD. Includes revision 39: REVISED PER ECO-11-004587.

Main table with columns: MARKING, C, B, A, NO OF POSN, PART NUMBER. Contains rows for various part numbers and their dimensions.

Table with columns: MARKING, C, B, A, NO OF POSN, PART NUMBER. Contains rows for various part numbers and their dimensions, including 'SUPERSEDED BY' entries.

Technical drawing header and title block. Includes 'THIS DRAWING IS A CONTROLLED DOCUMENT', 'TE Connectivity', 'HOUSING, MOD IV, SINGLE ROW, .100 CL, CRIMP SNAP-IN', and 'CUSTOMER DRAWING'.

87499

A

U3

4

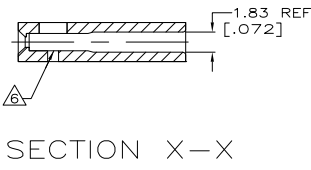
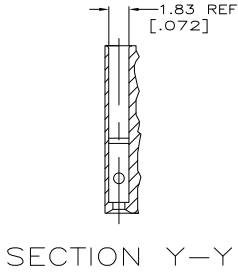
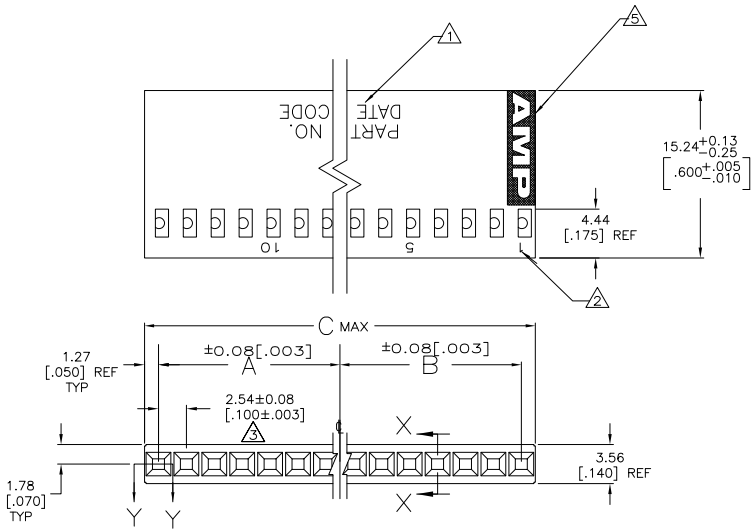
3

2

1

THIS DRAWING IS UNPUBLISHED. RELEASED FOR PUBLICATION. ALL RIGHTS RESERVED.

LOC	DIST	REVISIONS			
F	LNK	DESCRIPTION	DATE	BY	APPD
AD	39	SEE SHEET 1	-	-	-



- 1 PART NO & DATE CODE MARKED (WHITE), .062±015 HIGH CHARS. IN APPROX. AREA SHOWN WHEN HOUSING SIZE PERMITS.
- 2 CAVITY IDENT. MARKED (WHITE), .046±015 HIGH CHARS., FIRST & EVERY FIFTH CAVITY, ONE SIDE AS SHOWN.
- 3 TOLERANCE NON-CUMULATIVE.
- 4. USE EXTRACTION TOOL 91052-1 TO REMOVE RECEPTACLE CONTACTS.
- 5 AMP LOGO MOLDED IN TEXTURED AREA AS SHOWN.
- 6 FLASH ALLOWED TO BE .015 IN THIS AREA.
- 7 OBSOLETE PARTS: OBSOLETE CIS STREAMLINING PER D.RENAUD/D.SINISI

THIS DRAWING IS A CONTROLLED DOCUMENT.		DRM E. BRANDBERG 21-JUN-95	TE Connectivity
DIMENSIONS: mm		CHK S. SHUEY 21-JUN-95	
TOLERANCES UNLESS OTHERWISE SPECIFIED:		NAME D. DUPLER	HOUSING, MOD IV, SINGLE ROW, .100 CL, CRIMP SNAP-IN
0 PLC ± .01		PRODUCT SPEC	
1 PLC ± .01		APPLICATION SPEC	SIZE A2
2 PLC ± .01		WEIGHT	CAGE CODE C-87499
3 PLC ± .01		ANGLE	DRAWING NO 87499
4 PLC ± .01		FINISH	RESTRICTED TO
MATERIAL FLAME RETARDANT		CUSTOMER DRAWING	SCALE 4:1
			SHEET 2 of 2
			REV U3

1471-9 (3/11)

87499