

PC 6/ 3-ST-10,16

Order No.: 1913510

The figure shows a 5-pos. version of the product

<http://eshop.phoenixcontact.de/phoenix/treeViewClick.do?UID=1913510>

Plug component, Nominal current: 41 A, Nom. voltage: 1000 V,
Pitch: 10.16 mm, Number of positions: 3, Connection type: Screw
connection, Color: green

Commercial data

EAN	4017918178994
Pack	50 pcs.
Customs tariff	85366990
Weight/Piece	0.0261 KG
Catalog page information	Page 404 (CC-2009)

Product notes

WEEE/RoHS-compliant since:
01/01/2003



<http://www.download.phoenixcontact.com>
Please note that the data given here has been taken from the online catalog. For comprehensive information and data, please refer to the user documentation. The General Terms and Conditions of Use apply to Internet downloads.

Technical data

Dimensions / positions

Pitch	10.16 mm
Dimension a	20.32 mm
Number of positions	3
Screw thread	M4

Tightening torque, min	1.2 Nm
Tightening torque max	1.5 Nm

Technical data

Insulating material group	I
Rated surge voltage (III/3)	8 kV
Rated surge voltage (III/2)	8 kV
Rated surge voltage (II/2)	6 kV
Rated voltage (III/2)	1000 V
Rated voltage (II/2)	1000 V
Connection in acc. with standard	EN-VDE
Nominal current I_N	41 A
Nominal voltage U_N	1000 V
Nominal cross section	6 mm ²
Maximum load current	41 A
Insulating material	PA
Inflammability class acc. to UL 94	V0
Internal cylindrical gage	A5
Stripping length	12 mm

Connection data

Conductor cross section solid min.	0.75 mm ²
Conductor cross section solid max.	10 mm ²
Conductor cross section stranded min.	0.75 mm ²
Conductor cross section stranded max.	6 mm ²
Conductor cross section stranded, with ferrule without plastic sleeve min.	0.5 mm ²
Conductor cross section stranded, with ferrule without plastic sleeve max.	6 mm ²
Conductor cross section stranded, with ferrule with plastic sleeve min.	0.5 mm ²
Conductor cross section stranded, with ferrule with plastic sleeve max.	6 mm ²
Conductor cross section AWG/kcmil min.	18
Conductor cross section AWG/kcmil max	8
2 conductors with same cross section, solid min.	0.75 mm ²
2 conductors with same cross section, solid max.	4 mm ²

2 conductors with same cross section, stranded min.	0.75 mm ²
2 conductors with same cross section, stranded max.	6 mm ²
2 conductors with same cross section, stranded, ferrules without plastic sleeve, min.	0.5 mm ²
2 conductors with same cross section, stranded, ferrules without plastic sleeve, max.	2.5 mm ²
2 conductors with same cross section, stranded, TWIN ferrules with plastic sleeve, min.	0.5 mm ²
2 conductors with same cross section, stranded, TWIN ferrules with plastic sleeve, max.	4 mm ²

Certificates / Approvals



Certification CUL, GOST, UL

CUL

Nominal voltage U _N	600 V
Nominal current I _N	50 A
AWG/kcmil	20-8

UL

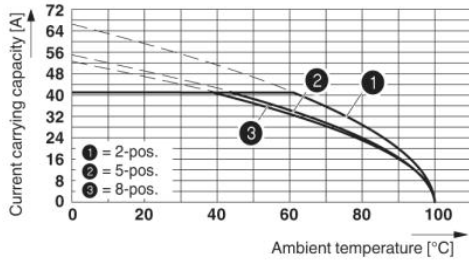
Nominal voltage U _N	600 V
Nominal current I _N	50 A
AWG/kcmil	20-8

Accessories

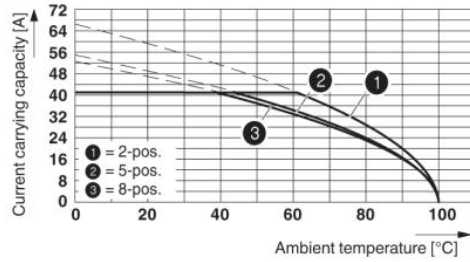
Item	Designation	Description
Plug/Adapter		
1600027	CP-HCC 4	Coding profile, Color: red
Tools		
1205066	SZS 1,0X4,0	Screwdriver, bladed, matches all screw terminal blocks with 10 mm ² and 16 mm ² connection cross section, blade: 1.0 x 4.0 mm

Diagrams/Drawings

Diagram

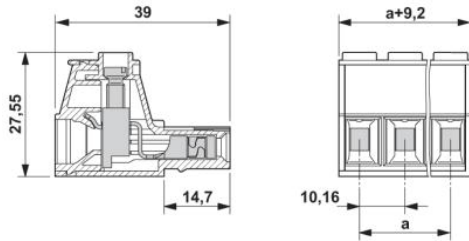


Derating curve for: PC 6/..-ST-10,16 with PC 6-16/..-G1-10,16



Derating curve for: PC 6/..-ST-10,16 with PCV 6-16/..-G1-10,16

Dimensioned drawing



Address

PHOENIX CONTACT Inc., USA
586 Fulling Mill Road
Middletown, PA 17057, USA
Phone (800) 888-7388
Fax (717) 944-1625
<http://www.phoenixcon.com>



© 2010 Phoenix Contact
Technical modifications reserved;