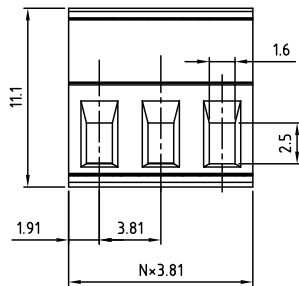
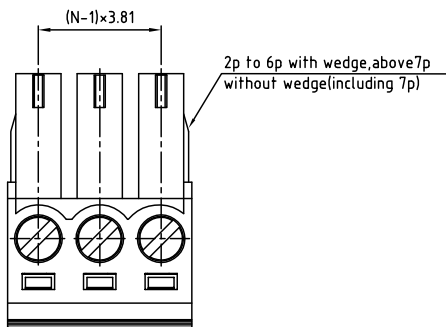
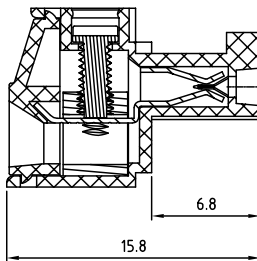


SIGN	DATE	DESCRIPTION	APPROVER
THIS IS CAD DRAWING, DO NOT REVISE MANUALLY!!!			



N=Number of poles



Material

- Terminal body (metal housing): Brass(CuZn)
- Terminal screw: Steel Zinc plating "-" slot type
- Wire guard: PhBz, Tin plated
- Insulator (housing): Thermoplastic (UL94V-0)

Electrical cULus/ CSA/ VDE

- Voltage rating: 300VAC/125VAC/300VAC
- Current rating: 10A/8A/10.5A
- Wire range:
 - Solid wire(AWG): 16-26/16-26/1.5mm²
 - Stranded wire(AWG): 16-26/16-26/1.5mm²
- Torque: 2.5Lb-In/3.5kgf.cm/0.2N.m
- Screw: M2
- Wire strip length: 6-7mm
- Withstanding Voltage: 1.6KV/1.6KV/2.5KV
- Operating temperature: -30° C to +105° C
- Safety Approval:

RoHS Compliant

PART NUMBER:

OSTTJXX31530

No. of Poles	COLOR
02 2 Poles	0: Black
03 3 Poles	5: Green (Standard)
...	6: Blue
24 24 Poles	8: Grey



THESE DRAWINGS AND SPECIFICATIONS ARE THE PROPERTY OF ON-SHORE TECHNOLOGY, INC. AND SHALL NOT BE REPRODUCED, COPIED OR USED IN ANY MANNER WITHOUT THE PRIOR WRITTEN CONSENT OF ON-SHORE TECHNOLOGY, INC.

TITLE		OSTTJ-3.81mm Series 2p-24p		
PART NO.		OSTTJXX31530	DWG NO.	OSTTJXX31530.DWG
APPROVED	CHECKED	DESIGNED	DRAWN	CUST NO.
Shi Jun 2006.10.23	Marvin 2006.10.23	Marvin 2006.10.23	Marvin 2006.10.23	
				Tolerance
				X. ±0.50
				X.X ±0.30
				X.XX ±0.10
				X* ±1*
SHEET: 01/01				REV.: F