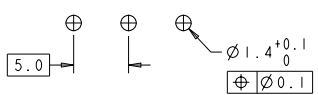
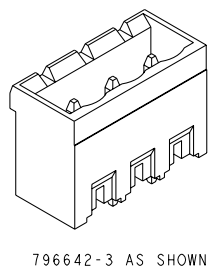
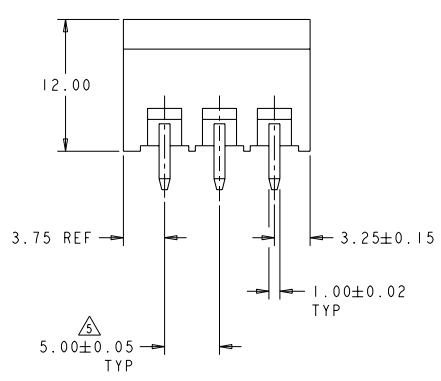
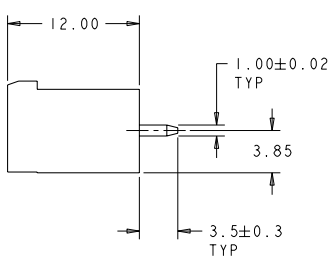
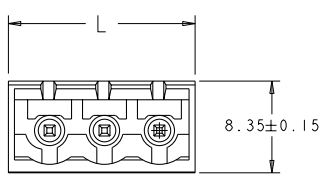


LOC	DIST	REVISIONS			
P	LYR	DESCRIPTION	DATE	BY	APPR
C3		REVISED PER ECO-08-031652	1902C2000	HMR	CR



RECOMMENDED PC BOARD LAYOUT

MARKING	SPECIAL	CONTACT FINISH	DIM L	NO OF POSN	PART NUMBER
△	SEE DETAIL A-A	TIN PLATED	17.0	3	3-796642-3
△	-	AU FL	37.0	7	3-796642-2
△	PIN 2 REMOVED	TIN PLATED	42.0	8	3-796642-1
△	PIN 2 REMOVED	TIN PLATED	37.0	7	3-796642-0
△	PIN 2 REMOVED	TIN PLATED	32.0	6	2-796642-9
	-	GOLD PLATED	25.0	5	2-796642-8
△	SEE DETAIL Y		50.0	10	2-796642-7
△	SEE DETAIL Z		40.0	8	2-796642-6
	-		127.0	25	2-796642-5
	-		122.0	24	2-796642-4
	-		117.0	23	2-796642-3
	-		112.0	22	2-796642-2
	-		107.0	21	2-796642-1
	-		102.0	20	2-796642-0
	-		97.5	19	1-796642-9
	-		92.0	18	1-796642-8
	-		87.0	17	1-796642-7
	-		82.0	16	1-796642-6
	-		77.0	15	1-796642-5
	-		72.0	14	1-796642-4
	-		67.0	13	1-796642-3
	-		62.0	12	1-796642-2
	-		57.0	11	1-796642-1
	-		52.0	10	1-796642-0
	-		47.0	9	796642-9
	-		42.0	8	796642-8
	-		37.0	7	796642-7
	-		32.0	6	796642-6
	-		27.0	5	796642-5
	-		22.0	4	796642-4
	-		17.0	3	796642-3
	-		12.0	2	796642-2

DIMENSIONS: mm		TO MANUFACTURE TO THE CLOSEST DIMENSION		DWG: 1902C2000 S. WELDON D. BLEVENOUR APPRO: 1902C2000 NAME: D. BLEVENOUR	
0 PLC ±0.3 1 PLC ±0.25 2 PLC ±0.2 3 PLC ±0.15 4 PLC ±0.1 ANGLES ±0.5 FINISH △		OPERATED SPECIES: △ APPLICATION SPEC: △ WEIGHT: △ CUSTOMER DRAWING: △		Tyco Electronics Harrisburg, PA 17105-3608 TERMINAL BLOCK HEADER ASSEMBLY 180 DEGREE, CLOSED ENDS, 5.0mm PITCH SHEET: A2 CASE CODE: 00779 DRAWING NO: 796642 RESTRICTED TO: - SCALE: 4:1 SHEET OF 2 REV: C3	

4

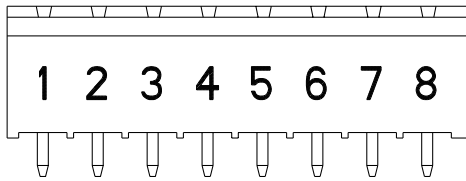
3

2

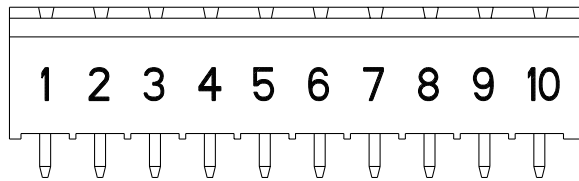
1

THIS DRAWING IS UNPUBLISHED. RELEASED FOR PUBLICATION
 BY TYCO ELECTRONICS CORPORATION. ALL RIGHTS RESERVED.

LOC	DIST	REVISIONS					
FT	0	P	LYR	DESCRIPTION	DATE	BY	APPR
		-		SEE SHEET 1	-	-	-

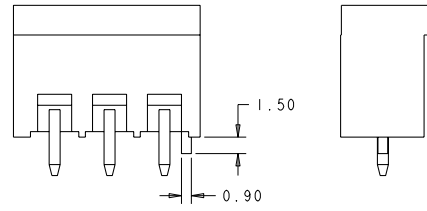


DETAIL Z

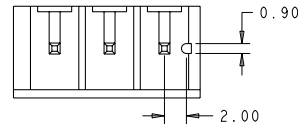


DETAIL Y

- △ MATERIALS AND FINISH:
 HOUSING: PA 6-6, UL 94-V0, COLOR: GREEN.
 TERMINAL: PHOSPHOR BRONZE, SEE TABLE.
- 2. SUITABLE FOR 1,6-2, 4mm PC BOARD THICKNESS.
- 3. RECOGNIZED UNDER THE COMPONENT PROGRAM OF UNDERWRITERS LABORATORIES INC. FILE N° E60677.
- 4. IMO CERTIFICATE WITH SURVEILLANCE IN CONFORMITY WITH IEC 998-1/998-2-1.)
- △ NOT CUMULATIVE TOLERANCE
- △ INK MARKED WHITE.
 NUMERICAL SEQUENCE FROM LEFT TO RIGHT.
- 7. BUCHANAN LOGO TO APPEAR ON HOUSING, LOCATION OPTIONAL WHERE SPACE PERMITS.
- △ PRELIMINARY PART NUMBER.



DETAIL A-A



DIMENSIONS: mm		TO DRAWING SPECIFICATIONS OPERATING SPECIFICATIONS		DWG NO. 19OCT2000 S. WELDON D. BLEVENOUR D. BLEVENOUR 19OCT2000	Tyco Electronics Harrisburg, PA 17105-3608
MATERIAL FINISH		DIMENSIONS: 0 PLC ± 1 PLC ± 2 PLC ± 3 PLC ± 4 PLC ± ANGLES ±		PRODUCT SPEC APPLICATION SPEC WEIGHT CUSTOMER DRAWING	NAME TERMINAL BLOCK HEADER ASSEMBLY 180 DEGREE, CLOSED ENDS, 5.00mm PITCH
				SHEET CASE CODE DRAWING NO. A2 00779 796642	RESTRICTED TO SCALE 4:1 SHEET 2 OF 2 REV C3