

4

3

2

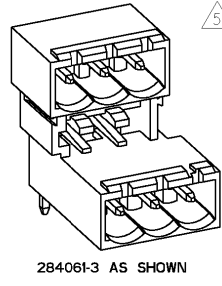
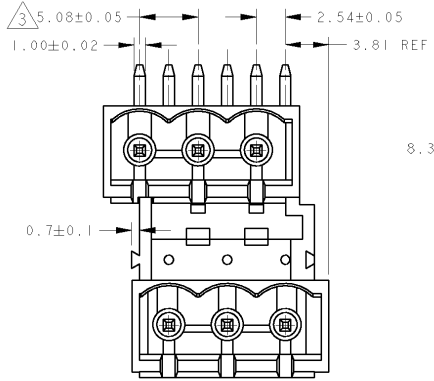
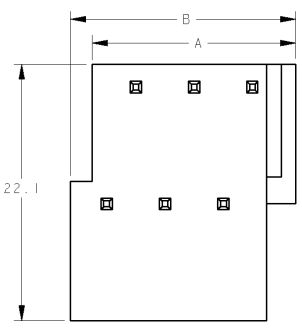
1

THIS DRAWING IS UNPUBLISHED. RELEASED FOR PUBLICATION
 © COPYRIGHT 20 BY TYCO ELECTRONICS CORPORATION. ALL RIGHTS RESERVED.

LOC FT 0
 DIST 0

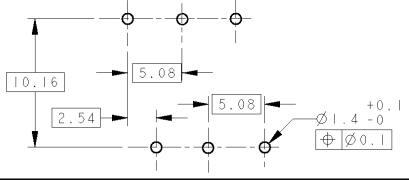
| REVISONS | | DESCRIPTION | DATE | DWN | APVD |
|----------|-----|--------------------------|-----------|-----|------|
| P | LTR | | | | |
| B | | REVISED PER 0G3B-0119-01 | 24JAN2002 | EZ | DB |

- 1 MATERIALS AND FINISH
 HOUSING: PA 6-6, UL 94-V0, COLOR GREEN.
 TERMINAL: PHOSPHOR BRONZE, TIN PLATED.
- 2 SUITABLE FOR 1.6-2.4mm PC BOARD THICKNESS.
- 3 NOT CUMULATIVE TOLERANCE.
- 4 P/N FROM 284061-3 TO 2-284061-5 ARE OBTAINED BY ASSEMBLING DIFFERENT MONOLITHIC MODULES CHOOSEN AMONG: 284061-2 AND 284061-3, IN ORDER TO REALIZE THE DESIRED NUMBER OF WAYS.
- 5 P/N 2-284061-6 IS OBTAINED BY ASSEMBLING AND GLUING TOGETHER 4 P/N 284061-3 AND 3 P/N 284061-2.



| DIM'A" | DIM'B" | N° OF TOTAL POS. | PART NUMBER |
|--------|--------|------------------|-------------|
| 83.32 | 85.86 | 16 | 2-284061-6 |
| 129.04 | 131.58 | 25 | 2-284061-5 |
| 123.96 | 126.50 | 24 | 2-284061-4 |
| 118.88 | 121.42 | 23 | 2-284061-3 |
| 113.80 | 116.34 | 22 | 2-284061-2 |
| 108.72 | 111.26 | 21 | 2-284061-1 |
| 103.64 | 106.18 | 20 | 2-284061-0 |
| 98.56 | 101.10 | 19 | 1-284061-9 |
| 93.48 | 96.02 | 18 | 1-284061-8 |
| 88.40 | 90.94 | 17 | 1-284061-7 |
| 83.32 | 85.86 | 16 | 1-284061-6 |
| 78.24 | 80.78 | 15 | 1-284061-5 |
| 73.16 | 75.70 | 14 | 1-284061-4 |
| 68.08 | 70.62 | 13 | 1-284061-3 |
| 63.00 | 65.54 | 12 | 1-284061-2 |
| 57.92 | 60.46 | 11 | 1-284061-1 |
| 52.84 | 55.38 | 10 | 1-284061-0 |
| 47.76 | 50.30 | 9 | 284061-9 |
| 42.68 | 45.22 | 8 | 284061-8 |
| 37.60 | 40.14 | 7 | 284061-7 |
| 32.52 | 35.06 | 6 | 284061-6 |
| 27.44 | 29.98 | 5 | 284061-5 |
| 22.36 | 24.90 | 4 | 284061-4 |
| 17.28 | 19.82 | 3 | 284061-3 |
| 12.20 | 14.74 | 2 | 284061-2 |

RECOMMENDED PC BOARD LAYOUT



| | | | |
|----------------------------------------------------------------------------------------------------------------------------------------------------------------------------------------------------|---------------------------------------------------------------------------------------------------------------------------|------------------------------------------------------------------------------------------------|------------------------------------------------------------------------------------------|
| <small>THIS DRAWING IS A CONTROLLED DOCUMENT FOR PROPRIETARY INFORMATION. IT IS SUBJECT TO CHECK AND THE CONTROLLING ENGINEERING ORGANIZATION SHOULD BE CONTACTED FOR THE LATEST REVISION.</small> | | DWN 24JAN2002 E. ZANOLINI CHK 24JAN2002 E. ZANOLINI APVD 24JAN2002 D. BIEVENOUR | BUCHANAN Tyco Electronics Harrisburg, PA 17105-3608 |
| DIMENSIONS: mm | TOLERANCES UNLESS OTHERWISE SPECIFIED: 0 PLC ±.3 1 PLC ±.25 2 PLC ±.25 3 PLC ±.25 4 PLC ±.25 ANGLES ±.2 | NAME TERMINAL BLOCK MULTIPLE HEADER, 90° CLOSED ENDS 5.08mm PITCH | RESTRICTED TO |
| MATERIAL | FINISH | PRODUCT SPEC APPLICATION SPEC WEIGHT CUSTOMER DRAWING | SIZE A3 CAGE CODE 00779 DRAWING NO. C-284061 SCALE 3:1 SHEET 1 OF 1 REV B |