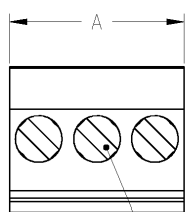
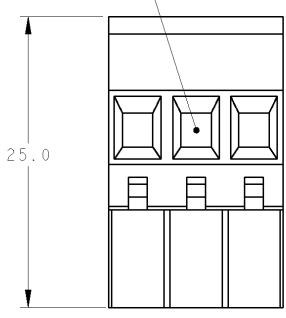


THIS DRAWING IS UNPUBLISHED. RELEASED FOR PUBLICATION
 © COPYRIGHT 20 BY TYCO ELECTRONICS CORPORATION. ALL RIGHTS RESERVED.

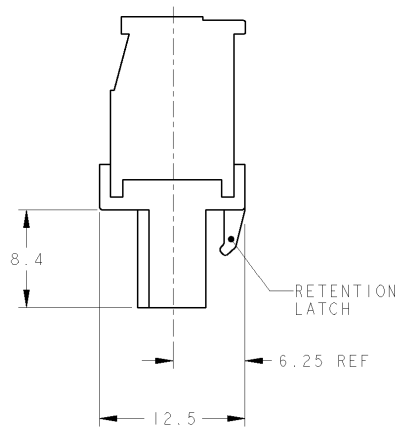
LOC	DIST	REVISIONS					
FT	0	P	LTR	DESCRIPTION	DATE	DWN	APVD
		C		REVISED EC 063B-0389-01	03SEP2002	SW	CR



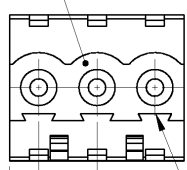
WIRE ENTRY CLAMPING SCREW



MATING FACE



RETENTION LATCH



2.5 REF TYP POLARIZATION KEY SLOT
 5.00 ± 0.05 TYP

SEE DETAIL N	TIN PLATED	30	6	3-284040-6
SEE DETAIL M	PLATED	110	22	3-284040-2
-	4	25	5	2-284040-6
-		125	25	2-284040-5
-		120	24	2-284040-4
-		115	23	2-284040-3
-		110	22	2-284040-2
-		105	21	2-284040-1
-		100	20	2-284040-0
-		95	19	1-284040-9
-		90	18	1-284040-8
-		85	17	1-284040-7
-		80	16	1-284040-6
-		75	15	1-284040-5
-		70	14	1-284040-4
-		65	13	1-284040-3
-		60	12	1-284040-2
-		55	11	1-284040-1
-		50	10	1-284040-0
-		45	9	284040-9
-		40	8	284040-8
-		35	7	284040-7
-		30	6	284040-6
-		25	5	284040-5
-		20	4	284040-4
-		15	3	284040-3
-		10	2	284040-2
MARKING	CONTACT FINISH	A	NO OF POSN	PART NUMBER

<small>THIS DRAWING IS A CONTROLLED DOCUMENT FOR Tyco Electronics Corporation IT IS SUBJECT TO CHANGE AND THE CONTROLLING ENGINEERING ORGANIZATION SHOULD BE CONTACTED FOR THE LATEST REVISION.</small>		DWN 03SEP2002 S. WELDON CHK C. RICHARD 03SEP2002 APVD C. RICHARD 03SEP2002	BUCHANAN Tyco Electronics Harrisburg, PA 17105-3608
DIMENSIONS: mm 	TOLERANCES UNLESS OTHERWISE SPECIFIED: 0 PLC ±.3 1 PLC ±.3 2 PLC ±.25 3 PLC ±.3 4 PLC ±.3 ANGLES ±.2 FINISH	NAME PRODUCT SPEC APPLICATION SPEC WEIGHT CUSTOMER DRAWING	TERMINAL BLOCK VERTICAL PLUG STACKING LEFT HAND 5.0mm PITCH SIZE A3 CAGE CODE 00779 DRAWING NO C-284040 RESTRICTED TO
MATERIAL	FINISH	SCALE 3:1	SHEET 1 OF 2 REV C

AMP 1470-19 REV 31MAR2000
 Proj/ENGINEER DRAWING

4

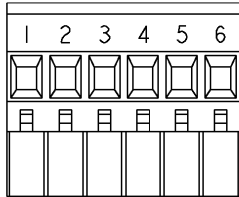
3

2

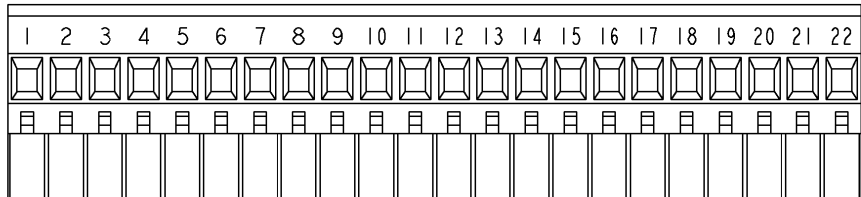
1

THIS DRAWING IS UNPUBLISHED. RELEASED FOR PUBLICATION 20
 © COPYRIGHT 20 BY TYCO ELECTRONICS CORPORATION. ALL RIGHTS RESERVED.

LOC	DIST	REVISIONS			
P	LTR	DESCRIPTION	DATE	DWN	APVD
-	-	SEE SHEET 1	-	-	-



DETAIL N
SCALE 2:1



DETAIL M
SCALE 2:1

- MATERIALS AND FINISH
HOUSING: PA 6-6, UL 94-V0, COLOR: GREEN.
CLAMP: BRASS, NICKEL PLATED.
CONTACT SPRING : PHOSPHOR BRONZE, TIN PLATED.
CLAMPING SCREW: M3, BRASS, NICKEL PLATED.
- 2. WIRE SIZE RANGE: 12 - 30 AWG
- NOT CUMULATIVE TOLERANCE.
- 0.00076(.000030) SELECTIVELY GOLD PLATED.
- INK MARKING: WHITE COLOR
NUMERICAL SEQUENCE: FROM LEFT TO RIGHT.

<small>THIS DRAWING IS A CONTROLLED DOCUMENT FOR TYPHO ELECTRONICS CORPORATION IT IS SUBJECT TO CHANGE AND THE CONTROLLING ENGINEERING ORGANIZATION SHOULD BE CONTACTED FOR THE LATEST REVISION.</small>		DWN S. WELDON 03SEP2002	Tyco Electronics Harrisburg, PA 17105-3608			
DIMENSIONS: mm 		CHK C. RICHARD 03SEP2002	BUCHANAN NAME TERMINAL BLOCK VERTICAL PLUG STACKING LEFT HAND 5.0mm PITCH			
TOLERANCES UNLESS OTHERWISE SPECIFIED: 0 PLC ±. 1 PLC ±.3 2 PLC ±.25 3 PLC ±. 4 PLC ±. ANGLES ±. FINISH #2		APVD C. RICHARD 03SEP2002				
MATERIAL	FINISH	PRODUCT SPEC	SIZE A3	CAGE CODE 00779	DRAWING NO G-284040	RESTRICTED TO
CUSTOMER DRAWING		WEIGHT	SCALE 3:1		SHEET 2 OF 2	REV C