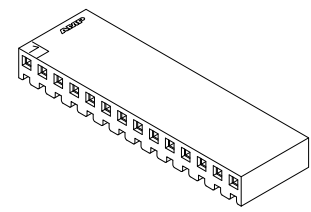
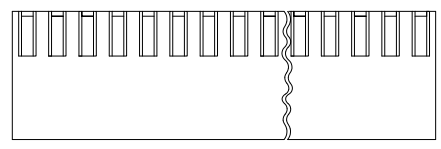
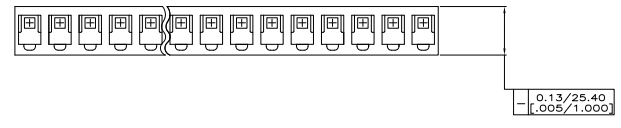
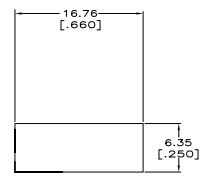
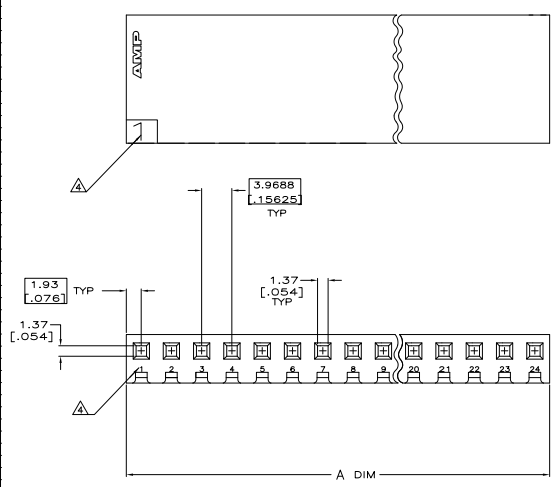


THIS DRAWING IS UNAPPROVED FOR PRODUCTION
 ALL WORK HOLDINGS

| REV | CM | DATE | DESCRIPTION | BY | CHK |
|-----|----|------|--------------------------|--------|--------|
| 54 | CM | | | | |
| R1 | | | REVISED PER EOO-11-00487 | 11MM11 | RK HMR |

1. UNIT ACCEPTS 1.14 [.045] SQUARE OR ROUND POST.
 2. UNIT ACCEPTS STANDARD SL-156 CONTACTS.
 3. UNIT ACCEPTS KEYING PLUG 640254-1 AND KEYING PIN 640255-1.
- △ CIRCUIT I.D. NUMBER(S) TO BE LOCATED SEQUENTIALLY AS SHOWN OR ONLY NO. 1 CIRCUIT PLACED ON TOP OF HOUSING.
5. DIMENSIONS IN BRACKETS ARE IN INCHES.



3-DIMENSIONAL MODEL
 NTS
METRIC

| | | | |
|-------|---------|----|------------|
| 95.15 | [3.746] | 24 | 2-640251-4 |
| 91.19 | [3.590] | 23 | 2-640251-3 |
| 87.20 | [3.433] | 22 | 2-640251-2 |
| 83.24 | [3.277] | 21 | 2-640251-1 |
| 79.27 | [3.121] | 20 | 2-640251-0 |
| 75.31 | [2.965] | 19 | 1-640251-9 |
| 71.32 | [2.808] | 18 | 1-640251-8 |
| 67.36 | [2.652] | 17 | 1-640251-7 |
| 63.40 | [2.496] | 16 | 1-640251-6 |
| 59.44 | [2.340] | 15 | 1-640251-5 |
| 55.45 | [2.183] | 14 | 1-640251-4 |
| 51.49 | [2.027] | 13 | 1-640251-3 |
| 47.52 | [1.871] | 12 | 1-640251-2 |
| 43.56 | [1.715] | 11 | 1-640251-1 |
| 39.57 | [1.558] | 10 | 1-640251-0 |
| 35.61 | [1.402] | 9 | 640251-9 |
| 31.65 | [1.246] | 8 | 640251-8 |
| 27.69 | [1.090] | 7 | 640251-7 |
| 23.70 | [0.933] | 6 | 640251-6 |
| 19.74 | [0.777] | 5 | 640251-5 |
| 15.77 | [0.621] | 4 | 640251-4 |
| 11.81 | [0.465] | 3 | 640251-3 |
| 7.82 | [0.308] | 2 | 640251-2 |
| 3.86 | [0.152] | 1 | 640251-1 |

THIS DRAWING IS A CONTROLLED DOCUMENT.

NO. OF CIRCUITS: 24

PART NO. 640251

TE Connectivity

HOUSING WITHOUT LOCKING RAMP, SL-156

DATE: 00779

REVISED PER EOO-11-00487

SCALE: 4:1

REV: 1

BY: RL