
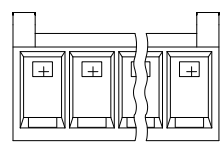
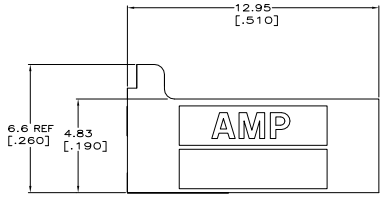
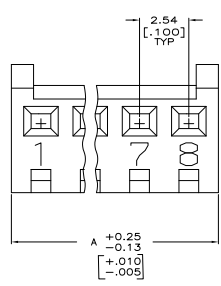
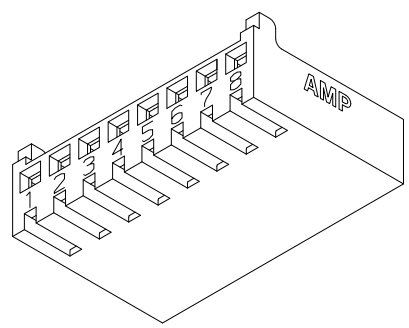


THIS DRAWING IS UNPUBLISHED
 ALL RIGHTS RESERVED

REV	DATE	DESCRIPTION	BY	CHK	APP
CM	54	REVISED PER ECO-11-004587	F1	11MMR11	RK HMR



1. ACCEPTS CONTACT P/N 770601-1.
2. DIMENSIONS IN BRACKETS ARE IN INCHES.
3. ACCEPTS MTA-100 KEYING PLUG P/N 641994-1.



3-DIMENSIONAL MODEL
NTS



2.82Q	71.63	28	2-770602-8
2.72Q	69.09	27	2-770602-7
2.62Q	66.54	26	2-770602-6
2.52Q	64.01	25	2-770602-5
2.42Q	61.47	24	2-770602-4
2.32Q	58.93	23	2-770602-3
2.22Q	56.39	22	2-770602-2
2.12Q	53.84	21	2-770602-1
2.02Q	51.31	20	2-770602-0
1.92Q	48.77	19	1-770602-9
1.82Q	46.23	18	1-770602-8
1.72Q	43.69	17	1-770602-7
1.62Q	41.15	16	1-770602-6
1.52Q	38.61	15	1-770602-5
1.42Q	36.07	14	1-770602-4
1.32Q	33.53	13	1-770602-3
1.22Q	30.99	12	1-770602-2
1.12Q	28.45	11	1-770602-1
1.02Q	25.91	10	1-770602-0
.92Q	23.37	9	770602-9
.82Q	20.83	8	770602-8
.72Q	18.29	7	770602-7
.62Q	15.75	6	770602-6
.52Q	13.21	5	770602-5
.42Q	10.67	4	770602-4
.32Q	8.13	3	770602-3
.22Q	5.59	2	770602-2
IN	MM	NO. OF CIRCUITS	PART NUMBER

THIS DRAWING IS A CONTROLLED DOCUMENT.

DATE: 10-11-00
 BY: [Signature]
 CHECKED BY: [Signature]
 APPROVED BY: [Signature]

TE Connectivity
 HOUSING, CST-100

SIZE: A1 | DATE: 10/11/00 | DRAWING NO: 00779 | C: 770602

CUSTOMER DRAWING