

Fig. 1

- Series 334 Interconnect header strips are available in 5 lengths:

334...020 uses pin #3402 (L = 4,83)
 334...010 uses pin #3401 (L = 5,99)
 334...050 uses pin #3405 (L = 8,0)
 334...000 uses pin #3400 (L = 15,39)
 334...100 uses pin #3410 (L = 27,18)
 See pages 182 for details.

- Strips come with 0,51 pluggable solder tails at one end and 0,76 tails at the other.
- Insulators are high temp. thermoplastic.



Ordering Information

Fig. 1	Series 334...020 0,51 / 0,76 Solder Tails
	334-XX-1__-00-020000 Specify # of pins ↪ 01-64
Fig. 2	Series 334...010 0,51 / 0,76 Solder Tails
	334-XX-1__-00-010000 Specify # of pins ↪ 01-64
Fig. 3	Series 334...050 0,51 / 0,76 Solder Tails
	334-XX-1__-00-050000 Specify # of pins ↪ 01-64
Fig. 4	Series 334...000 0,51 / 0,76 Solder Tails
	334-XX-1__-00-000000 Specify # of pins ↪ 01-64
Fig. 5	Series 334...100 0,51 / 0,76 Solder Tails
	334-XX-1__-00-100000 Specify # of pins ↪ 01-64

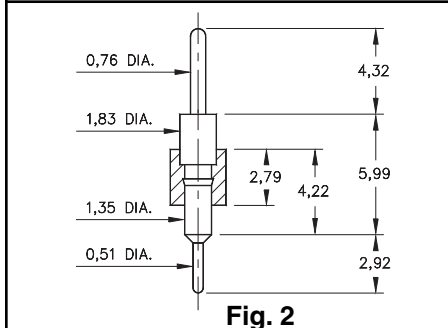


Fig. 2

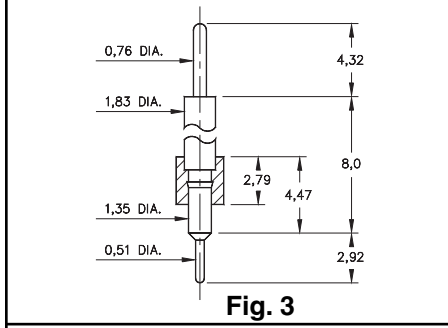


Fig. 3

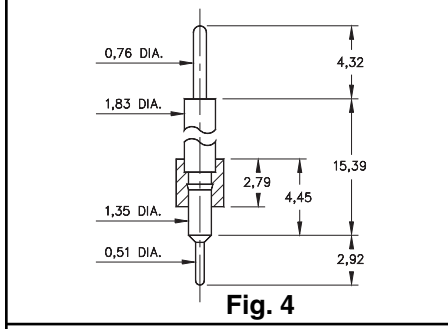


Fig. 4

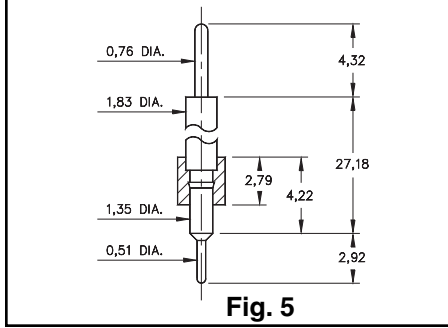


Fig. 5

For Electrical, Mechanical & Environmental Data, See pg. 4

XX=Plating Code See Below

For RoHS compliance select ◇ plating code.

SPECIFY PLATING CODE XX=	10◇	90	40◇	
Pin Plating	0,25μ Au	5,08μ Sn/Pb	5,08μ Sn	