

FIG. 1

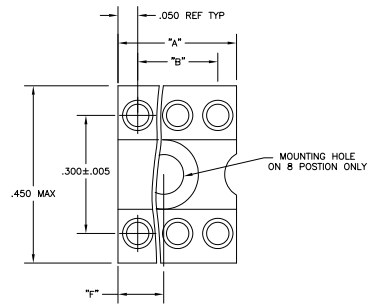


FIG. 2

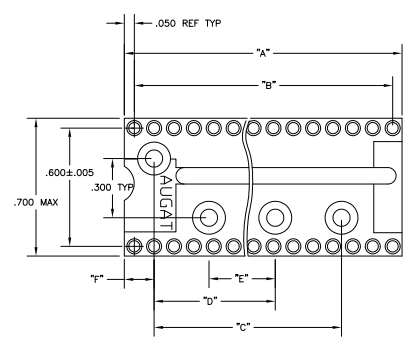


FIG. 3

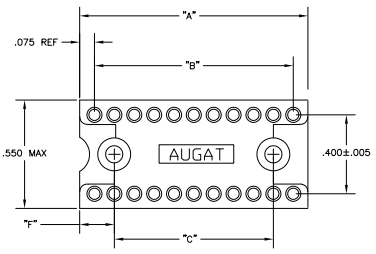
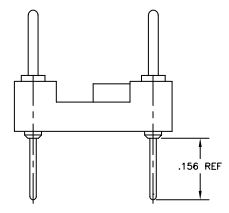
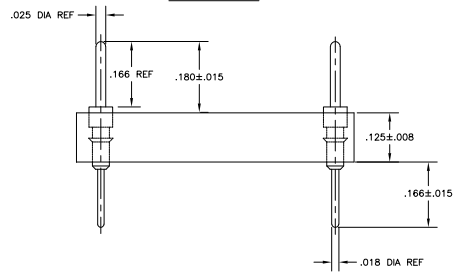
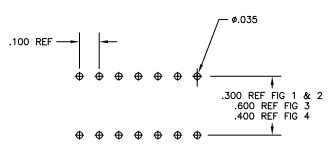


FIG. 4



P.C.B HOLE LAYOUT
TOLERANCE ±.003

1. INSULATOR MATERIAL - THERMOPLASTIC POLYESTER, PCT, BLK, UL94 V-0.
2. CONTACT PLATING - .000180-.000340 THK TIN (LEAD FREE) OVER .000050-.000180 THK COPPER.

3	.150	.500	.900	1.500	1.900	2.000	40	1-1825130-1
3	.150	.500	.900	1.500	1.700	1.800	36	1-1825130-0
3	.150	.500	.900	-	1.500	1.600	32	1825130-9
3	.150	.500	.900	-	1.300	1.400	28	1825130-8
3	.150	.500	.900	-	1.100	1.200	24	1825130-7
4	.175	-	-	.800	1.000	1.150	22	1825130-6
1	.250	-	-	.500	.900	1.00	20	1825130-5
1	.150	-	-	.600	.800	.900	18	1825130-4
1	.150	-	-	.500	.700	.800	16	1825130-3
1	.150	-	-	.400	.600	.700	14	1825130-2
2	.200	-	-	.300	.400	-	8	1825130-1
FIG	"F"	"E"	"D"	"C"	"B"	"A" MAX	NO. OF POSN	PART NO.

THIS DRAWING IS A CONTROLLED DOCUMENT. BY: S. VISHWESHWARA, 11MAY05

DATE: 02/23/03

REVISION: 0668 D4

DESCRIPTION: DIP ADAPTER, ROUND TOP PIN, LEAD FREE (REF AUGAT 600 SERIES ADAPTER)

QTY: 1000

DATE: 02/23/03

BY: 11MAY05

CHK: BSV

APP: KW

CUSTOMER DRAWING: A100779C-1825130

SCALE: 8:1

FIG: 1

REV: 0