


MT 1,5-PE

Order No.: 3100318




<http://eshop.phoenixcontact.de/phoenix/treeViewClick.do?UID=3100318>

Ground modular terminal block, Type of connection: Screw connection, Cross section: 0.14 mm² - 1.5 mm², AWG 26 - 16, Width: 4.2 mm, Color: green-yellow, Mounting type: NS 15

Commercial data	
EAN	4017918099268
Pack	50 pcs.
Customs tariff	85369010
Weight/Piece	0.002905 KG
Catalog page information	Page 430 (CL-2009)

Product notes

WEEE/RoHS-compliant since: 01/01/2003



<http://www.download.phoenixcontact.com>
Please note that the data given here has been taken from the online catalog. For comprehensive information and data, please refer to the user documentation. The General Terms and Conditions of Use apply to Internet downloads.

Technical data

General	
Note	When aligning with a feed-through terminal block of the same shape, an end cover must be interposed for insulation voltages of > 320 V
Number of levels	1
Number of connections	2

Color	green-yellow
Insulating material	PA
Inflammability class acc. to UL 94	V0

Dimensions

Width	4.2 mm
Length	22 mm

Technical data

Rated surge voltage	4 kV
Pollution degree	3
Surge voltage category	III
Insulating material group	I
Connection in acc. with standard	IEC 60947-7-2
Open side panel	nein

Connection data

Conductor cross section solid min.	0.14 mm ²
Conductor cross section solid max.	1.5 mm ²
Conductor cross section stranded min.	0.14 mm ²
Conductor cross section stranded max.	1.5 mm ²
Conductor cross section AWG/kcmil min.	26
Conductor cross section AWG/kcmil max	16
Conductor cross section stranded, with ferrule without plastic sleeve min.	0.25 mm ²
Conductor cross section stranded, with ferrule without plastic sleeve max.	0.75 mm ²
Conductor cross section stranded, with ferrule with plastic sleeve min.	0.25 mm ²
Conductor cross section stranded, with ferrule with plastic sleeve max.	0.75 mm ²
2 conductors with same cross section, solid min.	0.14 mm ²
2 conductors with same cross section, solid max.	0.5 mm ²
2 conductors with same cross section, stranded min.	0.14 mm ²
2 conductors with same cross section, stranded max.	0.5 mm ²
2 conductors with same cross section, stranded, ferrules without plastic sleeve, min.	0.25 mm ²

2 conductors with same cross section, stranded, ferrules without plastic sleeve, max.	0.34 mm ²
Type of connection	Screw connection
Stripping length	6 mm
Internal cylindrical gage	A1
Screw thread	M2
Tightening torque, min	0.22 Nm
Tightening torque max	0.25 Nm

Certificates / Approvals



Certification

BV, CCA, CSA, DNV, GL, GOST, KEMA, LR, UL

CSA

AWG/kcmil	28-14
-----------	-------

UL

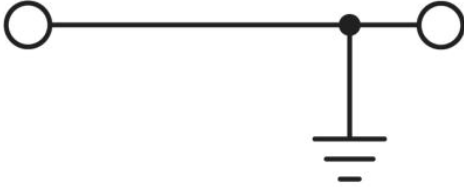
AWG/kcmil	30-14
-----------	-------

Accessories

Item	Designation	Description
Assembly		
1401763	NS 15 AL PERF 2000MM	DIN rail, material: Aluminum, perforated, height 5.5 mm, width 15 mm, length: 2 m
1401682	NS 15 PERF 2000MM	DIN rail, material: steel, perforated, height 5.5 mm, width 15 mm, length: 2 m
1401695	NS 15 UNPERF 2000MM	DIN rail, material: Steel, unperforated, height 5.5 mm, width 15 mm, length: 2 m
Marking		
0803634	ZBFM 4:SO/CMS	Special printing, Zack marker sheet, flat, 100-section, divisible, marking according to customer requirements
Tools		
1205037	SZS 0,4X2,5	Screwdriver, bladed, matches all screw terminal blocks up to 1.5 mm ² connection cross section, blade: 0.4 x 2.5 mm

Diagrams/Drawings

Circuit diagram



Address

PHOENIX CONTACT Inc., USA
586 Fulling Mill Road
Middletown, PA 17057, USA
Phone (800) 888-7388
Fax (717) 944-1625
<http://www.phoenixcon.com>



© 2010 Phoenix Contact
Technical modifications reserved;