

UT 4-HESI (5X20)

Order No.: 3046032




<http://eshop.phoenixcontact.de/phoenix/treeViewClick.do?UID=3046032>

Fuse terminal block for assembly on NS 35, for 5 x 20 cartridge fuse inserts

Commercial data	
EAN	4017918956578
Pack	50 pcs.
Customs tariff	85369010
Weight/Piece	0.01782 KG
Catalog page information	Page 44 (CL-2009)

Product notes

WEEE/RoHS-compliant since: 01/01/2003



<http://www.download.phoenixcontact.com>
 Please note that the data given here has been taken from the online catalog. For comprehensive information and data, please refer to the user documentation. The General Terms and Conditions of Use apply to Internet downloads.

Technical data

General	
Number of levels	1
Number of connections	2
Color	black
Insulating material	PA
Inflammability class acc. to UL 94	V0

Dimensions

Width	6.2 mm
Length	57.8 mm
Height NS 35/7,5	73 mm
Height NS 35/15	80.5 mm

Technical data

Fuse	G / 5 x 20
Fuse type	Glass
Rated surge voltage	6 kV
Pollution degree	3
Surge voltage category	III
Insulating material group	I
Connection in acc. with standard	IEC 60947-7-3
Nominal current I_N	6.3 A (if used as disconnect terminal block. With fuse, the current is determined by the fuse used.)
Nominal voltage U_N	500 V (if used as fuse terminal block) 500 V (if used as disconnect terminal block)
Power loss	≥ 1.6 W (With single arrangement of the fuse terminal block in the event of overload) ≥ 1.6 W (With interconnected arrangement of several fuse terminal blocks in the event of overload) ≥ 4 W (With single arrangement of the fuse terminal block in the event of a short-circuit) ≥ 2.5 W (With interconnected arrangement of several fuse terminal blocks in the event of a short-circuit)

Connection data

Conductor cross section solid min.	0.14 mm ²
Conductor cross section solid max.	6 mm ²
Conductor cross section stranded min.	0.14 mm ²
Conductor cross section stranded max.	6 mm ²
Conductor cross section AWG/kcmil min.	26
Conductor cross section AWG/kcmil max	10
Conductor cross section stranded, with ferrule without plastic sleeve min.	0.14 mm ²
Conductor cross section stranded, with ferrule without plastic sleeve max.	4 mm ²

Conductor cross section stranded, with ferrule with plastic sleeve min.	0.14 mm ²
Conductor cross section stranded, with ferrule with plastic sleeve max.	4 mm ²
2 conductors with same cross section, solid min.	0.14 mm ²
2 conductors with same cross section, solid max.	1.5 mm ²
2 conductors with same cross section, stranded min.	0.14 mm ²
2 conductors with same cross section, stranded max.	1.5 mm ²
2 conductors with same cross section, stranded, ferrules without plastic sleeve, min.	0.14 mm ²
2 conductors with same cross section, stranded, ferrules without plastic sleeve, max.	1.5 mm ²
2 conductors with same cross section, stranded, TWIN ferrules with plastic sleeve, min.	0.5 mm ²
2 conductors with same cross section, stranded, TWIN ferrules with plastic sleeve, max.	2.5 mm ²
Type of connection	Screw connection
Stripping length	9 mm
Internal cylindrical gage	A4
Screw thread	M3
Tightening torque, min	0.6 Nm
Tightening torque max	0.8 Nm

Certificates / Approvals



Certification

CB, CSA, CUL, DNV, GL, KEMA, LR, UL

CSA

Nominal voltage U_N	600 V
Nominal current I_N	6.3 A
AWG/kcmil	26-10

CUL

Nominal voltage U_N	600 V
Nominal current I_N	6.3 A

AWG/kcmil	26-10
-----------	-------

UL

Nominal voltage U_N	600 V
Nominal current I_N	6.3 A
AWG/kcmil	26-10

Accessories

Item	Designation	Description
------	-------------	-------------

Assembly

3022276	CLIPFIX 35-5	Snap-on end bracket, for NS 35/7.5 or NS 35/15 DIN rail, can be fitted with Zack strip ZB 5 and ZBF 5, terminal strip marker KLM 2 and KLM, parking facility for FBS...5, FBS...6, KSS 5, KSS 6, width: 5,15 mm, color: gray
0801762	NS 35/ 7,5 CU UNPERF 2000MM	DIN rail, material: Copper, unperforated, height 7.5 mm, width 35 mm, length: 2 m
1207640	NS 35/ 7,5 PERF 755MM	NS 35 DIN rail, height 7.5 mm, length 755 mm
1207653	NS 35/ 7,5 PERF 955MM	NS35 DIN rail, height 7.5 mm, length 955 mm
1207666	NS 35/ 7,5 PERF 1155MM	NS 35 DIN rail, height 7.5 mm, length 1155 mm
0801733	NS 35/ 7,5 PERF 2000MM	DIN rail, material: Steel, galvanized and passivated with a thick layer, perforated, height 7.5 mm, width 35 mm, length: 2 m
0801681	NS 35/ 7,5 UNPERF 2000MM	DIN rail, material: Steel, unperforated, height 7.5 mm, width 35 mm, length: 2 m
1201756	NS 35/15 AL UNPERF 2000MM	DIN rail, deep-drawn, high profile, unperforated, 1.5 mm thick, material: Aluminum, height 15 mm, width 35 mm, length 2 m
1201895	NS 35/15 CU UNPERF 2000MM	DIN rail, material: Copper, unperforated, 1.5 mm thick, height 15 mm, width 35 mm, length: 2 m
1207679	NS 35/15 PERF 755MM	NS 35 DIN rail, perforated, height 15 mm, length 755 mm
1207682	NS 35/15 PERF 955MM	NS 35 DIN rail, perforated, height 15 mm, length 955 mm
1207695	NS 35/15 PERF 1155MM	NS 35 DIN rail, perforated, height 15 mm, length 1155 mm
1201730	NS 35/15 PERF 2000MM	DIN rail, material: Steel, perforated, height 15 mm, width 35 mm, length: 2 m
1201714	NS 35/15 UNPERF 2000MM	DIN rail, material: Steel, unperforated, height 15 mm, width 35 mm, length: 2 m
1201798	NS 35/15-2,3 UNPERF 2000MM	DIN rail, material: Steel, unperforated, 2.3 mm thick, height 15 mm, width 35 mm, length: 2 m
3004207	VS	Connection pin, Length: 1000 mm, Color: white

Bridges

3030336	FBS 2-6	Cross connector/bridge, Number of positions: 2, Color: red
---------	---------	--

3030242	FBS 3-6	Cross connector/bridge, Number of positions: 3, Color: red
3030255	FBS 4-6	Cross connector/bridge, Number of positions: 4, Color: red
3030349	FBS 5-6	Cross connector/bridge, Number of positions: 5, Color: red
3030271	FBS 10-6	Cross connector/bridge, Number of positions: 10, Color: red
3030365	FBS 20-6	Cross connector/bridge, Number of positions: 20, Color: red
3032224	FBS 50-6	Cross connector/bridge, Number of positions: 50, Color: red

General

5023901	UK 5-HESI-DM	Contact metal in the form of a glass tube fuse insert 5 x 20 mm
---------	--------------	---

Marking

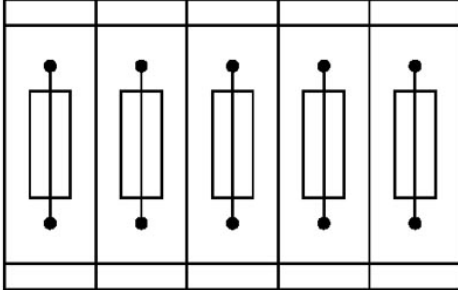
0811228	X-PEN 0,35	Marker pen without ink cartridge, for manual labeling of markers, labeling extremely wipe-proof, line thickness 0.35 mm
1050004	ZB 5 :UNBEDRUCKT	Zack strip, unprinted, 10-section, for individual labeling with M-PEN, ZB-T or CMS system, pack is sufficient for 100 terminal blocks, for a terminal width of 5.2 mm, color: White
1050017	ZB 5,LGS:FORTL.ZAHLEN	Zack strip, 10-section, printed horizontally: with the numbers, 1-10, 11-20 etc. up to 991-1000, color: white
1050020	ZB 5,QR:FORTL.ZAHLEN	Zack strip, 10-section, printed vertically: with consecutive numbers, 1-10, 11-20 a.s.o. up to 991-1000, color: white
5060906	ZB 5/WH-100:UNBEDRUCKT	Zack strip, unprinted: 10-section, for individual labeling with M-PEN, ZB-T or CMS system, large batch, sufficient for labeling 1000 terminal blocks, for a terminal width of 5.2 mm, color: White
1050295	ZB 5:SO/CMS	Zack strip, 10-section, divisible, special printing, marking according to customer requirements
1051016	ZB 6,LGS:FORTL.ZAHLEN	Zack strip, 10-section, printed horizontally: with the numbers, 1-10, 11-20 etc. up to 991-1000, color: white
5060935	ZB 6/WH-100:UNBEDRUCKT	Zack strip, unprinted: For individual labeling with M-PEN, ZB-T or CMS system, large batch, sufficient for labeling 1000 terminal blocks, for a terminal width of 6.2 mm, color: White
1050499	ZB 6:SO/CMS	Zack strip, 10-section, divisible, special printing, marking according to customer requirements

Tools

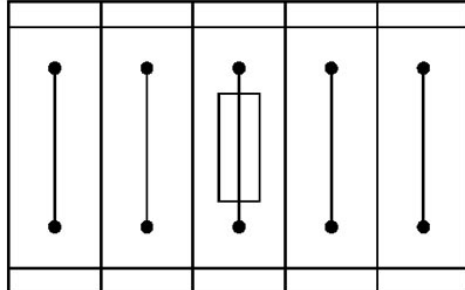
1205053	SZS 0,6X3,5	Screwdriver, bladed, matches all screw terminal blocks up to 4.0 mm ² connection cross section, blade: 0.6 x 3.5 mm, without VDE approval
---------	-------------	--

Diagrams/Drawings

Application drawing

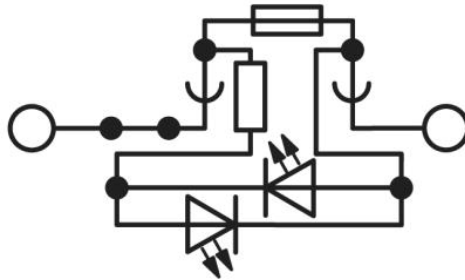
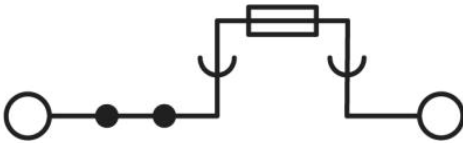


Fuse terminal blocks in interconnected arrangement, block consisting of 5 fuse terminal blocks



Fuse terminal block in single arrangement, block consisting of one fuse terminal block and 4 feed-through terminal blocks

Circuit diagram



Address

PHOENIX CONTACT Deutschland GmbH
Flachsmarktstr. 8
32825 Blomberg, Germany
Phone +49 5235 3 12000
Fax +49 5235 3 41200
<http://www.phoenixcontact.de>



© 2010 Phoenix Contact
Technical modifications reserved;